



Apportionment Report

TUSCOLA COUNTY

October 2025

Tuscola County 2025 Apportionment Report

Table of Contents

Mills Apportioned by the County Board of Commissioners	Page 1
Statement of Taxable Values for Various Taxing Authorities	Page 10
Comparison Charts	Page 15
Ad Valorem Taxes Levied By Government Unit	
Akron Township - <i>Village of Akron</i>	Page 17
Almer Township	Page 18
Arbela Township	Page 19
Columbia Township - <i>Village of Unionville</i>	Page 20
Dayton Township	Page 22
Denmark Township - <i>Village of Reese</i>	Page 23
Elkland Township - <i>Village of Cass City</i>	Page 25
Ellington Township	Page 26
Elmwood Township - <i>Village of Gagetown</i>	Page 27
Fairgrove Township - <i>Village of Akron, Village of Fairgrove</i>	Page 28
Fremont Township - <i>Village of Mayville</i>	Page 30
Gilford Township	Page 31
Indianfields Township	Page 32
Juniata Township	Page 33
Kingston Township - <i>Village of Kingston</i>	Page 35
Koylton Township - <i>Village of Kingston</i>	Page 37
Millington Township - <i>Village of Millington</i>	Page 38
Novesta Township	Page 39
Tuscola Township	Page 40
Vassar Township	Page 41
Watertown Township	Page 42
Wells Township	Page 43
Wisner Township	Page 44
City of Caro	Page 45
City of Vassar	Page 46
Compilation of Overall Estimated Tax Revenue	Page 47

Tuscolo County Millage Rates

Government Unit School District & Taxable Status	Gov't Unit (summer)	Gov't Unit (winter)	Total Gov't Unit	Village (summer)	Village (winter)	Total Village	Library (summer)	Library (winter)	Total Library	Authority Name	Authority (summer)	Authority (winter)	Total Authority	County (summer)	County (winter)	Total County	School (summer)	School (winter)	Total School	I.S.D. (summer)	I.S.D. (winter)	Total I.S.D.	SET	Total Annual Levy	Total Summer Levy	Total Winter Levy
Akron Township																										
Akron-Fairgrove School District (Non-PRE)	0.0000	5.2224	5.2224	0.0000	0.7916	0.7916	0.0000	0.7916	0.7916	0.0000	0.0000	0.0000	0.0000	3.9141	4.5980	8.5121	0.0000	20.0500	20.0500	0.0000	4.2409	4.2409	6.0000	44.8170	9.9141	34.9029
Akron-Fairgrove School District (PRE)	0.0000	5.2224	5.2224	0.0000	0.7916	0.7916	0.0000	0.7916	0.7916	0.0000	0.0000	0.0000	0.0000	3.9141	4.5980	8.5121	0.0000	2.0500	2.0500	0.0000	4.2409	4.2409	6.0000	26.8170	9.9141	16.9029
Akron-Fairgrove School District (Com. Personal)	0.0000	5.2224	5.2224	0.0000	0.7916	0.7916	0.0000	0.7916	0.7916	0.0000	0.0000	0.0000	0.0000	3.9141	4.5980	8.5121	0.0000	8.0500	8.0500	0.0000	4.2409	4.2409	6.0000	32.8170	9.9141	22.9029
Akron-Fairgrove School District (Ind. Personal)	0.0000	5.2224	5.2224	0.0000	0.7916	0.7916	0.0000	0.7916	0.7916	0.0000	0.0000	0.0000	0.0000	3.9141	4.5980	8.5121	0.0000	2.0500	2.0500	0.0000	4.2409	4.2409	6.0000	20.8170	9.9141	16.9029
Unionville-Seelewang School District (Non-PRE)	0.0000	5.2224	5.2224	0.0000	0.0000	0.0000	0.0000	0.0000	0.0000	0.0000	0.0000	0.0000	0.0000	3.9141	4.5980	8.5121	0.0000	23.7200	23.7200	0.0000	4.2409	4.2409	6.0000	47.6954	9.9141	37.7813
Unionville-Seelewang School District (PRE)	0.0000	5.2224	5.2224	0.0000	0.0000	0.0000	0.0000	0.0000	0.0000	0.0000	0.0000	0.0000	0.0000	3.9141	4.5980	8.5121	0.0000	5.7200	5.7200	0.0000	4.2409	4.2409	6.0000	29.6954	9.9141	19.7813
Unionville-Seelewang School District (Com. Personal)	0.0000	5.2224	5.2224	0.0000	0.0000	0.0000	0.0000	0.0000	0.0000	0.0000	0.0000	0.0000	0.0000	3.9141	4.5980	8.5121	0.0000	11.7200	11.7200	0.0000	4.2409	4.2409	6.0000	35.6954	9.9141	25.7813
Unionville-Seelewang School District (Ind. Personal)	0.0000	5.2224	5.2224	0.0000	0.0000	0.0000	0.0000	0.0000	0.0000	0.0000	0.0000	0.0000	0.0000	3.9141	4.5980	8.5121	0.0000	5.7200	5.7200	0.0000	4.2409	4.2409	6.0000	23.6954	9.9141	13.7813
New Charter Township																										
Akron-Fairgrove School District (Non-PRE)	0.0000	3.4152	3.4152	0.0000	0.7916	0.7916	0.0000	0.7916	0.7916	0.0000	0.0000	0.0000	0.0000	1.9806	1.9806	3.9612	0.0000	20.0500	20.0500	0.0000	4.2409	4.2409	6.0000	44.9904	9.9141	35.0763
Akron-Fairgrove School District (PRE)	0.0000	3.4152	3.4152	0.0000	0.7916	0.7916	0.0000	0.7916	0.7916	0.0000	0.0000	0.0000	0.0000	1.9806	1.9806	3.9612	0.0000	2.0500	2.0500	0.0000	4.2409	4.2409	6.0000	26.9904	9.9141	17.0763
Akron-Fairgrove School District (Com. Personal)	0.0000	3.4152	3.4152	0.0000	0.7916	0.7916	0.0000	0.7916	0.7916	0.0000	0.0000	0.0000	0.0000	1.9806	1.9806	3.9612	0.0000	8.0500	8.0500	0.0000	4.2409	4.2409	6.0000	32.9904	9.9141	23.0763
Akron-Fairgrove School District (Ind. Personal)	0.0000	3.4152	3.4152	0.0000	0.7916	0.7916	0.0000	0.7916	0.7916	0.0000	0.0000	0.0000	0.0000	1.9806	1.9806	3.9612	0.0000	2.0500	2.0500	0.0000	4.2409	4.2409	6.0000	20.9904	9.9141	17.0763
Care School District (Non-PRE)	0.0000	3.4152	3.4152	0.0000	1.4773	1.4773	0.0000	1.4773	1.4773	0.0000	0.0000	0.0000	0.0000	1.9806	1.9806	3.9612	0.0000	23.3786	23.3786	0.0000	4.2409	4.2409	6.0000	49.0047	9.9141	39.0906
Care School District (PRE)	0.0000	3.4152	3.4152	0.0000	1.4773	1.4773	0.0000	1.4773	1.4773	0.0000	0.0000	0.0000	0.0000	1.9806	1.9806	3.9612	0.0000	5.6000	5.6000	0.0000	4.2409	4.2409	6.0000	31.2261	9.9141	21.3120
Care School District (Com. Personal)	0.0000	3.4152	3.4152	0.0000	1.4773	1.4773	0.0000	1.4773	1.4773	0.0000	0.0000	0.0000	0.0000	1.9806	1.9806	3.9612	0.0000	11.3786	11.3786	0.0000	4.2409	4.2409	6.0000	37.0047	9.9141	27.0906
Care School District (Ind. Personal)	0.0000	3.4152	3.4152	0.0000	1.4773	1.4773	0.0000	1.4773	1.4773	0.0000	0.0000	0.0000	0.0000	1.9806	1.9806	3.9612	0.0000	5.6000	5.6000	0.0000	4.2409	4.2409	6.0000	25.2261	9.9141	15.3120
Care City School District (Non-PRE)	0.0000	3.4152	3.4152	0.0000	0.0000	0.0000	0.0000	0.0000	0.0000	0.0000	0.0000	0.0000	0.0000	3.9141	4.5980	8.5121	0.0000	20.5500	20.5500	0.0000	4.2409	4.2409	6.0000	44.6988	9.9141	34.7847
Care City School District (PRE)	0.0000	3.4152	3.4152	0.0000	0.0000	0.0000	0.0000	0.0000	0.0000	0.0000	0.0000	0.0000	0.0000	3.9141	4.5980	8.5121	0.0000	2.5500	2.5500	0.0000	4.2409	4.2409	6.0000	26.6988	9.9141	16.7847
Care City School District (Com. Personal)	0.0000	3.4152	3.4152	0.0000	0.0000	0.0000	0.0000	0.0000	0.0000	0.0000	0.0000	0.0000	0.0000	3.9141	4.5980	8.5121	0.0000	8.5500	8.5500	0.0000	4.2409	4.2409	6.0000	32.6988	9.9141	22.7847
Care City School District (Ind. Personal)	0.0000	3.4152	3.4152	0.0000	0.0000	0.0000	0.0000	0.0000	0.0000	0.0000	0.0000	0.0000	0.0000	3.9141	4.5980	8.5121	0.0000	2.5500	2.5500	0.0000	4.2409	4.2409	6.0000	20.6988	9.9141	16.7847
Atletia Township																										
Frankenmuth School District (Non-PRE)	0.0000	3.7848	3.7848	0.0000	1.2736	1.2736	0.0000	1.2736	1.2736	0.0000	0.0000	0.0000	0.0000	3.9141	4.5980	8.5121	0.0000	21.9864	21.9864	0.0000	4.6438	4.6438	6.0000	46.2107	9.9141	36.2966
Frankenmuth School District (PRE)	0.0000	3.7848	3.7848	0.0000	1.2736	1.2736	0.0000	1.2736	1.2736	0.0000	0.0000	0.0000	0.0000	3.9141	4.5980	8.5121	0.0000	3.9864	3.9864	0.0000	4.6438	4.6438	6.0000	28.2107	9.9141	18.2966
Frankenmuth School District (Com. Personal)	0.0000	3.7848	3.7848	0.0000	1.2736	1.2736	0.0000	1.2736	1.2736	0.0000	0.0000	0.0000	0.0000	3.9141	4.5980	8.5121	0.0000	9.9864	9.9864	0.0000	4.6438	4.6438	6.0000	34.2107	9.9141	24.2966
Frankenmuth School District (Ind. Personal)	0.0000	3.7848	3.7848	0.0000	1.2736	1.2736	0.0000	1.2736	1.2736	0.0000	0.0000	0.0000	0.0000	3.9141	4.5980	8.5121	0.0000	3.9864	3.9864	0.0000	4.6438	4.6438	6.0000	22.2107	9.9141	18.2966
Millington School District (Non-PRE)	0.0000	3.7848	3.7848	0.0000	1.2736	1.2736	0.0000	1.2736	1.2736	0.0000	0.0000	0.0000	0.0000	3.9141	4.5980	8.5121	0.0000	20.8530	20.8530	0.0000	4.2409	4.2409	6.0000	44.6644	9.9141	34.7503
Millington School District (PRE)	0.0000	3.7848	3.7848	0.0000	1.2736	1.2736	0.0000	1.2736	1.2736	0.0000	0.0000	0.0000	0.0000	3.9141	4.5980	8.5121	0.0000	2.8530	2.8530	0.0000	4.2409	4.2409	6.0000	26.6644	9.9141	16.7503
Millington School District (Com. Personal)	0.0000	3.7848	3.7848	0.0000	1.2736	1.2736	0.0000	1.2736	1.2736	0.0000	0.0000	0.0000	0.0000	3.9141	4.5980	8.5121	0.0000	8.8530	8.8530	0.0000	4.2409	4.2409	6.0000	32.6644	9.9141	22.7503
Millington School District (Ind. Personal)	0.0000	3.7848	3.7848	0.0000	1.2736	1.2736	0.0000	1.2736	1.2736	0.0000	0.0000	0.0000	0.0000	3.9141	4.5980	8.5121	0.0000	2.8530	2.8530	0.0000	4.2409	4.2409	6.0000	20.6644	9.9141	16.7503
Vassar School District (Non-PRE)	0.0000	3.7848	3.7848	0.0000	1.2736	1.2736	0.0000	1.2736	1.2736	0.0000	0.0000	0.0000	0.0000	3.9141	4.5980	8.5121	0.0000	20.3000	20.3000	0.0000	4.2409	4.2409	6.0000	44.1114	9.9141	34.1973
Vassar School District (PRE)	0.0000	3.7848	3.7848	0.0000	1.2736	1.2736	0.0000	1.2736	1.2736	0.0000	0.0000	0.0000	0.0000	3.9141	4.5980	8.5121	0.0000	2.3000	2.3000	0.0000	4.2409	4.2409	6.0000	26.1114	9.9141	16.1973
Vassar School District (Com. Personal)	0.0000	3.7848	3.7848	0.0000	1.2736	1.2736	0.0000	1.2736	1.2736	0.0000	0.0000	0.0000	0.0000	3.9141	4.5980	8.5121	0.0000	8.3000	8.3000	0.0000	4.2409	4.2409	6.0000	32.1114	9.9141	22.1973
Vassar School District (Ind. Personal)	0.0000	3.7848	3.7848	0.0000	1.2736	1.2736	0.0000	1.2736	1.2736	0.0000	0.0000	0.0000	0.0000	3.9141	4.5980	8.5121	0.0000	2.3000	2.3000	0.0000	4.2409	4.2409	6.0000	20.1114	9.9141	16.1973

Tuscola County Millage Rates

Government Unit School District & Taxable Status	Gov't Unit (summer)	Gov't Unit (winter)	Total Gov't Unit	Village (summer)	Village (winter)	Total Village	Library (summer)	Library (winter)	Total Library	Authority Name	Authority (summer)	Authority (winter)	Total Authority	County (summer)	County (winter)	Total County	School (summer)	School (winter)	Total School	I.S.D. Name	I.S.D. (summer)	I.S.D. (winter)	Total I.S.D.	SET	Total Annual Levy	Total Summer Levy	Total Winter Levy
Columbia Township																											
Owendale-Gagetown School District (Non-PRE)	0.0000	6.3912	6.3912				0.0000	0.0000	0.0000	0.0000	0.0000	0.0000	0.0000	3.9141	4.5980	8.5123	0.0000	19.9500	19.9500		0.0000	4.8286	4.8286	0.0000	45.6819	9.9141	35.7678
Owendale-Gagetown School District (PRE)	0.0000	6.3912	6.3912				0.0000	0.0000	0.0000	0.0000	0.0000	0.0000	0.0000	3.9141	4.5980	8.5123	0.0000	1.9500	1.9500	Huron	0.0000	4.8286	4.8286	0.0000	27.6819	9.9141	17.7678
Owendale-Gagetown School District (Com. Personal)	0.0000	6.3912	6.3912				0.0000	0.0000	0.0000	0.0000	0.0000	0.0000	0.0000	3.9141	4.5980	8.5123	0.0000	7.9500	7.9500		0.0000	4.8286	4.8286	0.0000	31.6819	9.9141	23.7678
Owendale-Gagetown School District (Ind. Personal)	0.0000	6.3912	6.3912				0.0000	0.0000	0.0000	0.0000	0.0000	0.0000	0.0000	3.9141	4.5980	8.5123	0.0000	1.9500	1.9500		0.0000	4.8286	4.8286	0.0000	21.6819	9.9141	17.7678
Akron-Fairgrove School District (Non-PRE)	0.0000	6.3912	6.3912				0.0000	0.7916	0.7916	0.0000	0.0000	0.0000	0.0000	3.9141	4.5980	8.5123	0.0000	20.0500	20.0500		0.0000	4.2409	4.2409	0.0000	45.9858	9.9141	36.0717
Akron-Fairgrove School District (PRE)	0.0000	6.3912	6.3912				0.0000	0.7916	0.7916	0.0000	0.0000	0.0000	0.0000	3.9141	4.5980	8.5123	0.0000	2.0500	2.0500	Tuscola	0.0000	4.2409	4.2409	0.0000	27.9858	9.9141	18.0717
Akron-Fairgrove School District (Com. Personal)	0.0000	6.3912	6.3912				0.0000	0.7916	0.7916	0.0000	0.0000	0.0000	0.0000	3.9141	4.5980	8.5123	0.0000	8.0500	8.0500		0.0000	4.2409	4.2409	0.0000	31.9858	9.9141	24.0717
Akron-Fairgrove School District (Ind. Personal)	0.0000	6.3912	6.3912				0.0000	0.7916	0.7916	0.0000	0.0000	0.0000	0.0000	3.9141	4.5980	8.5123	0.0000	2.0500	2.0500		0.0000	4.2409	4.2409	0.0000	21.9858	9.9141	18.0717
Caro School District (Non-PRE)	0.0000	6.3912	6.3912				0.0000	0.0000	0.0000	0.0000	0.0000	0.0000	0.0000	3.9141	4.5980	8.5123	0.0000	13.7266	13.7266		0.0000	4.2409	4.2409	0.0000	48.5238	9.9141	38.6097
Caro School District (PRE)	0.0000	6.3912	6.3912				0.0000	0.0000	0.0000	0.0000	0.0000	0.0000	0.0000	3.9141	4.5980	8.5123	0.0000	5.6000	5.6000	Tuscola	0.0000	4.2409	4.2409	0.0000	30.7442	9.9141	20.8301
Caro School District (Com. Personal)	0.0000	6.3912	6.3912				0.0000	0.0000	0.0000	0.0000	0.0000	0.0000	0.0000	3.9141	4.5980	8.5123	0.0000	11.3786	11.3786		0.0000	4.2409	4.2409	0.0000	36.5228	9.9141	26.6087
Caro School District (Ind. Personal)	0.0000	6.3912	6.3912				0.0000	0.0000	0.0000	0.0000	0.0000	0.0000	0.0000	3.9141	4.5980	8.5123	0.0000	5.6000	5.6000		0.0000	4.2409	4.2409	0.0000	24.7442	9.9141	14.8301
Cass City School District (Non-PRE)	0.0000	6.3912	6.3912				0.0000	0.0000	0.0000	0.0000	0.0000	0.0000	0.0000	3.9141	4.5980	8.5123	0.0000	20.5500	20.5500		0.0000	4.2409	4.2409	0.0000	45.6942	9.9141	35.7801
Cass City School District (PRE)	0.0000	6.3912	6.3912				0.0000	0.0000	0.0000	0.0000	0.0000	0.0000	0.0000	3.9141	4.5980	8.5123	0.0000	2.5500	2.5500	Tuscola	0.0000	4.2409	4.2409	0.0000	27.6942	9.9141	17.7801
Cass City School District (Com. Personal)	0.0000	6.3912	6.3912				0.0000	0.0000	0.0000	0.0000	0.0000	0.0000	0.0000	3.9141	4.5980	8.5123	0.0000	8.5500	8.5500		0.0000	4.2409	4.2409	0.0000	33.6942	9.9141	23.7801
Cass City School District (Ind. Personal)	0.0000	6.3912	6.3912				0.0000	0.0000	0.0000	0.0000	0.0000	0.0000	0.0000	3.9141	4.5980	8.5123	0.0000	2.5500	2.5500		0.0000	4.2409	4.2409	0.0000	21.6942	9.9141	17.7801
Unionville-Selewasing School District (Non-PRE)	0.0000	6.3912	6.3912				0.0000	0.0000	0.0000	0.0000	0.0000	0.0000	0.0000	3.9141	4.5980	8.5123	0.0000	23.7200	23.7200		0.0000	4.2409	4.2409	0.0000	48.8642	9.9141	38.9501
Unionville-Selewasing School District (PRE)	0.0000	6.3912	6.3912				0.0000	0.0000	0.0000	0.0000	0.0000	0.0000	0.0000	3.9141	4.5980	8.5123	0.0000	5.7200	5.7200	Tuscola	0.0000	4.2409	4.2409	0.0000	30.8642	9.9141	20.9501
Unionville-Selewasing School District (Com. Personal)	0.0000	6.3912	6.3912				0.0000	0.0000	0.0000	0.0000	0.0000	0.0000	0.0000	3.9141	4.5980	8.5123	0.0000	11.7200	11.7200		0.0000	4.2409	4.2409	0.0000	36.8642	9.9141	26.9501
Unionville-Selewasing School District (Ind. Personal)	0.0000	6.3912	6.3912				0.0000	0.0000	0.0000	0.0000	0.0000	0.0000	0.0000	3.9141	4.5980	8.5123	0.0000	5.7200	5.7200		0.0000	4.2409	4.2409	0.0000	24.8642	9.9141	14.9501
Dayton Township																											
Kingston School District (Non-PRE)	0.0000	2.1319	2.1319				0.0000	0.7318	0.7318	0.0000	0.0000	0.0000	0.0000	3.9141	4.5980	8.5123	0.0000	21.8000	21.8000		0.0000	4.2409	4.2409	0.0000	43.4167	9.9141	33.5026
Kingston School District (PRE)	0.0000	2.1319	2.1319				0.0000	0.7318	0.7318	0.0000	0.0000	0.0000	0.0000	3.9141	4.5980	8.5123	0.0000	3.8000	3.8000	Tuscola	0.0000	4.2409	4.2409	0.0000	25.4167	9.9141	15.5026
Kingston School District (Com. Personal)	0.0000	2.1319	2.1319				0.0000	0.7318	0.7318	0.0000	0.0000	0.0000	0.0000	3.9141	4.5980	8.5123	0.0000	9.8000	9.8000		0.0000	4.2409	4.2409	0.0000	31.4167	9.9141	21.5026
Kingston School District (Ind. Personal)	0.0000	2.1319	2.1319				0.0000	0.7318	0.7318	0.0000	0.0000	0.0000	0.0000	3.9141	4.5980	8.5123	0.0000	3.8000	3.8000		0.0000	4.2409	4.2409	0.0000	19.4167	9.9141	15.5026
Mayville School District (Non-PRE)	0.0000	2.1319	2.1319				0.0000	0.7318	0.7318	0.0000	0.0000	0.0000	0.0000	3.9141	4.5980	8.5123	0.0000	13.7589	13.7589		0.0000	4.2409	4.2409	0.0000	41.3756	9.9141	31.4615
Mayville School District (PRE)	0.0000	2.1319	2.1319				0.0000	0.7318	0.7318	0.0000	0.0000	0.0000	0.0000	3.9141	4.5980	8.5123	0.0000	3.6000	3.6000	Tuscola	0.0000	4.2409	4.2409	0.0000	25.2167	9.9141	15.3026
Mayville School District (Com. Personal)	0.0000	2.1319	2.1319				0.0000	0.7318	0.7318	0.0000	0.0000	0.0000	0.0000	3.9141	4.5980	8.5123	0.0000	7.7589	7.7589		0.0000	4.2409	4.2409	0.0000	29.3756	9.9141	19.4615
Mayville School District (Ind. Personal)	0.0000	2.1319	2.1319				0.0000	0.7318	0.7318	0.0000	0.0000	0.0000	0.0000	3.9141	4.5980	8.5123	0.0000	3.6000	3.6000		0.0000	4.2409	4.2409	0.0000	19.2167	9.9141	15.3026

Tuscola County Millage Rates

Government Unit School District & Taxable Status	Gov't Unit (summer)	Gov't Unit (winter)	Total Gov't Unit	Village (summer)	Village (winter)	Total Village	Library (summer)	Library (winter)	Total Library	Authority Name	Authority (summer)	Authority (winter)	Total Authority	County (summer)	County (winter)	Total County	School (summer)	School (winter)	Total School	I.S.D. Name	I.S.D. (summer)	I.S.D. (winter)	Total I.S.D.	SET	Total Annual Levy	Total Summer Levy	Total Winter Levy
Denmark Township																											
Franklin School District (Non-PRE)	0.0000	3.4518	3.4518	0.0000	0.9965	0.9965	0.0000	0.9965	0.9965	0.0000	0.0000	0.0000	0.0000	3.9141	4.5980	8.5121	0.0000	21.9964	21.9964		0.0000	4.6438	4.6438	6.0000	45.6006	9.941	35.6865
Franklin School District (PRE)	0.0000	3.4518	3.4518	0.0000	0.9965	0.9965	0.0000	0.9965	0.9965	0.0000	0.0000	0.0000	0.0000	3.9141	4.5980	8.5121	0.0000	3.9664	3.9664	Saginaw	0.0000	4.6438	4.6438	6.0000	27.6006	9.941	17.6865
Franklin School District (Com. Personal)	0.0000	3.4518	3.4518	0.0000	0.9965	0.9965	0.0000	0.9965	0.9965	0.0000	0.0000	0.0000	0.0000	3.9141	4.5980	8.5121	0.0000	9.9664	9.9664		0.0000	4.6438	4.6438	6.0000	33.6006	9.941	23.6865
Franklin School District (Ind. Personal)	0.0000	3.4518	3.4518	0.0000	0.9965	0.9965	0.0000	0.9965	0.9965	0.0000	0.0000	0.0000	0.0000	3.9141	4.5980	8.5121	0.0000	3.9664	3.9664		0.0000	4.6438	4.6438	6.0000	21.6006	9.941	11.6865
Reese School District (Non-PRE)	0.0000	3.4518	3.4518	0.0000	0.9965	0.9965	0.0000	0.9965	0.9965	0.0000	0.0000	0.0000	0.0000	3.9141	4.5980	8.5121	0.0000	21.0000	21.0000		0.0000	4.2409	4.2409	6.0000	40.2872	9.941	34.2872
Reese School District (PRE)	0.0000	3.4518	3.4518	0.0000	0.9965	0.9965	0.0000	0.9965	0.9965	0.0000	0.0000	0.0000	0.0000	3.9141	4.5980	8.5121	0.0000	3.0000	3.0000	Tuscola	0.0000	4.2409	4.2409	6.0000	26.2013	9.941	16.2872
Reese School District (Com. Personal)	0.0000	3.4518	3.4518	0.0000	0.9965	0.9965	0.0000	0.9965	0.9965	0.0000	0.0000	0.0000	0.0000	3.9141	4.5980	8.5121	0.0000	9.0000	9.0000		0.0000	4.2409	4.2409	6.0000	32.0213	9.941	22.2872
Reese School District (Ind. Personal)	0.0000	3.4518	3.4518	0.0000	0.9965	0.9965	0.0000	0.9965	0.9965	0.0000	0.0000	0.0000	0.0000	3.9141	4.5980	8.5121	0.0000	3.0000	3.0000		0.0000	4.2409	4.2409	6.0000	20.2013	9.941	16.2872
Ellington Township																											
Vassar School District (Non-PRE)	0.0000	3.4518	3.4518	0.0000	0.9965	0.9965	0.0000	0.9965	0.9965	0.0000	0.0000	0.0000	0.0000	3.9141	4.5980	8.5121	0.0000	20.3000	20.3000		0.0000	4.2409	4.2409	6.0000	35.5372	9.941	25.5872
Vassar School District (PRE)	0.0000	3.4518	3.4518	0.0000	0.9965	0.9965	0.0000	0.9965	0.9965	0.0000	0.0000	0.0000	0.0000	3.9141	4.5980	8.5121	0.0000	2.3000	2.3000	Tuscola	0.0000	4.2409	4.2409	6.0000	25.5013	9.941	15.5872
Vassar School District (Com. Personal)	0.0000	3.4518	3.4518	0.0000	0.9965	0.9965	0.0000	0.9965	0.9965	0.0000	0.0000	0.0000	0.0000	3.9141	4.5980	8.5121	0.0000	8.3000	8.3000		0.0000	4.2409	4.2409	6.0000	31.5013	9.941	21.5872
Vassar School District (Ind. Personal)	0.0000	3.4518	3.4518	0.0000	0.9965	0.9965	0.0000	0.9965	0.9965	0.0000	0.0000	0.0000	0.0000	3.9141	4.5980	8.5121	0.0000	2.3000	2.3000		0.0000	4.2409	4.2409	6.0000	19.5013	9.941	15.5872
Elland Township																											
Owendale-Gagetown School District (Non-PRE)	0.0000	4.8449	4.8449	0.0000	1.0928	1.0928	0.0000	1.0928	1.0928	0.0000	0.0000	0.0000	0.0000	3.9141	4.5980	8.5121	0.0000	19.9500	19.9500		0.0000	4.8286	4.8286	6.0000	45.2284	9.941	35.3143
Owendale-Gagetown School District (PRE)	0.0000	4.8449	4.8449	0.0000	1.0928	1.0928	0.0000	1.0928	1.0928	0.0000	0.0000	0.0000	0.0000	3.9141	4.5980	8.5121	0.0000	1.9500	1.9500	Huron	0.0000	4.8286	4.8286	6.0000	27.2284	9.941	17.3143
Owendale-Gagetown School District (Com. Personal)	0.0000	4.8449	4.8449	0.0000	1.0928	1.0928	0.0000	1.0928	1.0928	0.0000	0.0000	0.0000	0.0000	3.9141	4.5980	8.5121	0.0000	7.9500	7.9500		0.0000	4.8286	4.8286	6.0000	33.2284	9.941	23.3143
Owendale-Gagetown School District (Ind. Personal)	0.0000	4.8449	4.8449	0.0000	1.0928	1.0928	0.0000	1.0928	1.0928	0.0000	0.0000	0.0000	0.0000	3.9141	4.5980	8.5121	0.0000	1.9500	1.9500		0.0000	4.8286	4.8286	6.0000	21.2284	9.941	11.3143
Cass City School District (Non-PRE)	0.0000	4.8449	4.8449	0.0000	1.0928	1.0928	0.0000	1.0928	1.0928	0.0000	0.0000	0.0000	0.0000	3.9141	4.5980	8.5121	0.0000	20.5500	20.5500		0.0000	4.2409	4.2409	6.0000	45.2407	9.941	35.3266
Cass City School District (PRE)	0.0000	4.8449	4.8449	0.0000	1.0928	1.0928	0.0000	1.0928	1.0928	0.0000	0.0000	0.0000	0.0000	3.9141	4.5980	8.5121	0.0000	2.5500	2.5500	Tuscola	0.0000	4.2409	4.2409	6.0000	27.2407	9.941	17.3266
Cass City School District (Com. Personal)	0.0000	4.8449	4.8449	0.0000	1.0928	1.0928	0.0000	1.0928	1.0928	0.0000	0.0000	0.0000	0.0000	3.9141	4.5980	8.5121	0.0000	8.5500	8.5500		0.0000	4.2409	4.2409	6.0000	33.2407	9.941	23.3266
Cass City School District (Ind. Personal)	0.0000	4.8449	4.8449	0.0000	1.0928	1.0928	0.0000	1.0928	1.0928	0.0000	0.0000	0.0000	0.0000	3.9141	4.5980	8.5121	0.0000	2.5500	2.5500		0.0000	4.2409	4.2409	6.0000	21.2407	9.941	11.3266
Ellington Township																											
Cass City School District (Non-PRE)	0.0000	4.7295	4.7295	0.0000	1.4773	1.4773	0.0000	1.4773	1.4773	0.0000	0.0000	0.0000	0.0000	3.9141	4.5980	8.5121	0.0000	23.3786	23.3786		0.0000	4.2409	4.2409	6.0000	48.3384	9.941	38.4243
Cass City School District (PRE)	0.0000	4.7295	4.7295	0.0000	1.4773	1.4773	0.0000	1.4773	1.4773	0.0000	0.0000	0.0000	0.0000	3.9141	4.5980	8.5121	0.0000	5.6000	5.6000	Tuscola	0.0000	4.2409	4.2409	6.0000	30.5588	9.941	20.6443
Cass City School District (Com. Personal)	0.0000	4.7295	4.7295	0.0000	1.4773	1.4773	0.0000	1.4773	1.4773	0.0000	0.0000	0.0000	0.0000	3.9141	4.5980	8.5121	0.0000	11.3786	11.3786		0.0000	4.2409	4.2409	6.0000	36.3384	9.941	26.4243
Cass City School District (Ind. Personal)	0.0000	4.7295	4.7295	0.0000	1.4773	1.4773	0.0000	1.4773	1.4773	0.0000	0.0000	0.0000	0.0000	3.9141	4.5980	8.5121	0.0000	5.6000	5.6000		0.0000	4.2409	4.2409	6.0000	24.5588	9.941	14.6443
Cass City School District (Non-PRE)	0.0000	4.7295	4.7295	0.0000	1.4773	1.4773	0.0000	1.4773	1.4773	0.0000	0.0000	0.0000	0.0000	3.9141	4.5980	8.5121	0.0000	20.5500	20.5500		0.0000	4.2409	4.2409	6.0000	44.0325	9.941	34.1184
Cass City School District (PRE)	0.0000	4.7295	4.7295	0.0000	1.4773	1.4773	0.0000	1.4773	1.4773	0.0000	0.0000	0.0000	0.0000	3.9141	4.5980	8.5121	0.0000	2.5500	2.5500	Tuscola	0.0000	4.2409	4.2409	6.0000	26.0325	9.941	16.1184
Cass City School District (Com. Personal)	0.0000	4.7295	4.7295	0.0000	1.4773	1.4773	0.0000	1.4773	1.4773	0.0000	0.0000	0.0000	0.0000	3.9141	4.5980	8.5121	0.0000	8.5500	8.5500		0.0000	4.2409	4.2409	6.0000	32.0325	9.941	22.1184
Cass City School District (Ind. Personal)	0.0000	4.7295	4.7295	0.0000	1.4773	1.4773	0.0000	1.4773	1.4773	0.0000	0.0000	0.0000	0.0000	3.9141	4.5980	8.5121	0.0000	2.5500	2.5500		0.0000	4.2409	4.2409	6.0000	20.0325	9.941	16.1184
Ellinwood Township																											
Owendale-Gagetown School District (Non-PRE)	0.0000	7.0386	7.0386	0.0000	1.0928	1.0928	0.0000	1.0928	1.0928	0.0000	0.0000	0.0000	0.0000	3.9141	4.5980	8.5121	0.0000	19.9500	19.9500		0.0000	4.8286	4.8286	6.0000	47.4721	9.941	37.5080
Owendale-Gagetown School District (PRE)	0.0000	7.0386	7.0386	0.0000	1.0928	1.0928	0.0000	1.0928	1.0928	0.0000	0.0000	0.0000	0.0000	3.9141	4.5980	8.5121	0.0000	1.9500	1.9500	Huron	0.0000	4.8286	4.8286	6.0000	29.4721	9.941	19.5080
Owendale-Gagetown School District (Com. Personal)	0.0000	7.0386	7.0386	0.0000	1.0928	1.0928	0.0000	1.0928	1.0928	0.0000	0.0000	0.0000	0.0000	3.9141	4.5980	8.5121	0.0000	7.9500	7.9500		0.0000	4.8286	4.8286	6.0000	35.4721	9.941	25.5080
Owendale-Gagetown School District (Ind. Personal)	0.0000	7.0386	7.0386	0.0000	1.0928	1.0928	0.0000	1.0928	1.0928	0.0000	0.0000	0.0000	0.0000	3.9141	4.5980	8.5121	0.0000	1.9500	1.9500		0.0000	4.8286	4.8286	6.0000	23.4721	9.941	13.5080
Cass City School District (Non-PRE)	0.0000	7.0386	7.0386	0.0000	1.0928	1.0928	0.0000	1.0928	1.0928	0.0000	0.0000	0.0000	0.0000	3.9141	4.5980	8.5121	0.0000	20.5500	20.5500		0.0000	4.2409	4.2409	6.0000	47.		

Tuscola County Millage Rates

Government Unit School District & Taxable Status	Gov't Unit (summer)	Gov't Unit (winter)	Total Gov't Unit	Village (summer)	Village (winter)	Total Village	Library (summer)	Library (winter)	Total Library	Authority Name	Authority (summer)	Authority (winter)	Total Authority	County (summer)	County (winter)	Total County	School (summer)	School (winter)	Total School	I.S.D. (summer)	I.S.D. (winter)	Total I.S.D.	SET	Total Annual Levy	Total Summer Levy	Total Winter Levy
Fairgrove Township																										
Akron-Fairgrove School District (Non-PRE)	0.0000	5.1263	5.1263				0.0000	0.7916	0.7916	0.0000	0.0000	0.0000	0.0000	3.9141	4.5980	8.5124	0.0000	20.0500	20.0500	0.0000	4.2409	4.2409	6.0000	44.7209	9.9141	34.8068
Akron-Fairgrove School District (PRE)	0.0000	5.1263	5.1263				0.0000	0.7916	0.7916	0.0000	0.0000	0.0000	0.0000	3.9141	4.5980	8.5124	0.0000	2.0500	2.0500	0.0000	4.2409	4.2409	6.0000	26.7209	9.9141	16.8068
Akron-Fairgrove School District (Com. Personal)	0.0000	5.1263	5.1263				0.0000	0.7916	0.7916	0.0000	0.0000	0.0000	0.0000	3.9141	4.5980	8.5124	0.0000	8.0500	8.0500	0.0000	4.2409	4.2409	6.0000	32.7209	9.9141	22.8068
Akron-Fairgrove School District (Ind. Personal)	0.0000	5.1263	5.1263				0.0000	0.7916	0.7916	0.0000	0.0000	0.0000	0.0000	3.9141	4.5980	8.5124	0.0000	2.0500	2.0500	0.0000	4.2409	4.2409	6.0000	20.7209	9.9141	16.8068
Caro School District (Non-PRE)	0.0000	5.1263	5.1263				0.0000	0.0000	0.0000	0.0000	0.0000	0.0000	0.0000	3.9141	4.5980	8.5124	0.0000	23.3786	23.3786	0.0000	4.2409	4.2409	6.0000	47.2579	9.9141	37.3438
Caro School District (PRE)	0.0000	5.1263	5.1263				0.0000	0.0000	0.0000	0.0000	0.0000	0.0000	0.0000	3.9141	4.5980	8.5124	0.0000	5.6000	5.6000	0.0000	4.2409	4.2409	6.0000	29.4799	9.9141	19.5652
Caro School District (Com. Personal)	0.0000	5.1263	5.1263				0.0000	0.0000	0.0000	0.0000	0.0000	0.0000	0.0000	3.9141	4.5980	8.5124	0.0000	11.3786	11.3786	0.0000	4.2409	4.2409	6.0000	35.2579	9.9141	25.3438
Caro School District (Ind. Personal)	0.0000	5.1263	5.1263				0.0000	0.0000	0.0000	0.0000	0.0000	0.0000	0.0000	3.9141	4.5980	8.5124	0.0000	5.6000	5.6000	0.0000	4.2409	4.2409	6.0000	23.4799	9.9141	13.5652
Reese School District (Non-PRE)	0.0000	5.1263	5.1263				0.0000	0.0000	0.0000	0.0000	0.0000	0.0000	0.0000	3.9141	4.5980	8.5124	0.0000	3.0000	3.0000	0.0000	4.2409	4.2409	6.0000	48.9799	9.9141	39.0652
Reese School District (PRE)	0.0000	5.1263	5.1263				0.0000	0.0000	0.0000	0.0000	0.0000	0.0000	0.0000	3.9141	4.5980	8.5124	0.0000	3.0000	3.0000	0.0000	4.2409	4.2409	6.0000	26.8799	9.9141	16.9652
Reese School District (Com. Personal)	0.0000	5.1263	5.1263				0.0000	0.0000	0.0000	0.0000	0.0000	0.0000	0.0000	3.9141	4.5980	8.5124	0.0000	9.0000	9.0000	0.0000	4.2409	4.2409	6.0000	32.8799	9.9141	22.9652
Reese School District (Ind. Personal)	0.0000	5.1263	5.1263				0.0000	0.0000	0.0000	0.0000	0.0000	0.0000	0.0000	3.9141	4.5980	8.5124	0.0000	3.0000	3.0000	0.0000	4.2409	4.2409	6.0000	20.8799	9.9141	16.9652
Fremont Township																										
Caro School District (Non-PRE)	0.0000	1.2777	1.2777				0.0000	0.7318	0.7318	0.0000	0.0000	0.0000	0.0000	3.9141	4.5980	8.5124	0.0000	23.3786	23.3786	0.0000	4.2409	4.2409	6.0000	44.1411	9.9141	34.2270
Caro School District (PRE)	0.0000	1.2777	1.2777				0.0000	0.7318	0.7318	0.0000	0.0000	0.0000	0.0000	3.9141	4.5980	8.5124	0.0000	5.6000	5.6000	0.0000	4.2409	4.2409	6.0000	26.3625	9.9141	16.4484
Caro School District (Com. Personal)	0.0000	1.2777	1.2777				0.0000	0.7318	0.7318	0.0000	0.0000	0.0000	0.0000	3.9141	4.5980	8.5124	0.0000	11.3786	11.3786	0.0000	4.2409	4.2409	6.0000	32.1411	9.9141	22.2270
Caro School District (Ind. Personal)	0.0000	1.2777	1.2777				0.0000	0.7318	0.7318	0.0000	0.0000	0.0000	0.0000	3.9141	4.5980	8.5124	0.0000	5.6000	5.6000	0.0000	4.2409	4.2409	6.0000	20.3625	9.9141	16.4484
Mayville School District (Non-PRE)	0.0000	1.2777	1.2777				0.0000	0.7318	0.7318	0.0000	0.0000	0.0000	0.0000	3.9141	4.5980	8.5124	0.0000	19.7589	19.7589	0.0000	4.2409	4.2409	6.0000	40.5214	9.9141	30.6073
Mayville School District (PRE)	0.0000	1.2777	1.2777				0.0000	0.7318	0.7318	0.0000	0.0000	0.0000	0.0000	3.9141	4.5980	8.5124	0.0000	3.6000	3.6000	0.0000	4.2409	4.2409	6.0000	24.3625	9.9141	14.4484
Mayville School District (Com. Personal)	0.0000	1.2777	1.2777				0.0000	0.7318	0.7318	0.0000	0.0000	0.0000	0.0000	3.9141	4.5980	8.5124	0.0000	7.7589	7.7589	0.0000	4.2409	4.2409	6.0000	28.5214	9.9141	18.6073
Mayville School District (Ind. Personal)	0.0000	1.2777	1.2777				0.0000	0.7318	0.7318	0.0000	0.0000	0.0000	0.0000	3.9141	4.5980	8.5124	0.0000	3.6000	3.6000	0.0000	4.2409	4.2409	6.0000	18.3625	9.9141	14.4484
Gilford Township																										
Akron-Fairgrove School District (Non-PRE)	0.0000	4.3553	4.3553				0.0000	0.7916	0.7916	0.0000	0.0000	0.0000	0.0000	3.9141	4.5980	8.5124	0.0000	20.0500	20.0500	0.0000	4.2409	4.2409	6.0000	43.9209	9.9141	34.0068
Akron-Fairgrove School District (PRE)	0.0000	4.3553	4.3553				0.0000	0.7916	0.7916	0.0000	0.0000	0.0000	0.0000	3.9141	4.5980	8.5124	0.0000	2.0500	2.0500	0.0000	4.2409	4.2409	6.0000	25.9409	9.9141	16.0268
Akron-Fairgrove School District (Com. Personal)	0.0000	4.3553	4.3553				0.0000	0.7916	0.7916	0.0000	0.0000	0.0000	0.0000	3.9141	4.5980	8.5124	0.0000	8.0500	8.0500	0.0000	4.2409	4.2409	6.0000	31.9409	9.9141	22.0328
Akron-Fairgrove School District (Ind. Personal)	0.0000	4.3553	4.3553				0.0000	0.7916	0.7916	0.0000	0.0000	0.0000	0.0000	3.9141	4.5980	8.5124	0.0000	2.0500	2.0500	0.0000	4.2409	4.2409	6.0000	19.9409	9.9141	16.0328
Reese School District (Non-PRE)	0.0000	4.3553	4.3553				0.0000	0.9965	0.9965	0.0000	0.0000	0.0000	0.0000	3.9141	4.5980	8.5124	0.0000	21.0000	21.0000	0.0000	4.2409	4.2409	6.0000	45.1048	9.9141	35.1907
Reese School District (PRE)	0.0000	4.3553	4.3553				0.0000	0.9965	0.9965	0.0000	0.0000	0.0000	0.0000	3.9141	4.5980	8.5124	0.0000	3.0000	3.0000	0.0000	4.2409	4.2409	6.0000	27.1048	9.9141	17.1907
Reese School District (Com. Personal)	0.0000	4.3553	4.3553				0.0000	0.9965	0.9965	0.0000	0.0000	0.0000	0.0000	3.9141	4.5980	8.5124	0.0000	9.0000	9.0000	0.0000	4.2409	4.2409	6.0000	33.1048	9.9141	23.1907
Reese School District (Ind. Personal)	0.0000	4.3553	4.3553				0.0000	0.9965	0.9965	0.0000	0.0000	0.0000	0.0000	3.9141	4.5980	8.5124	0.0000	3.0000	3.0000	0.0000	4.2409	4.2409	6.0000	21.1048	9.9141	17.1907
Indianfields Township																										
Caro School District (Non-PRE)	0.0000	4.3172	4.3172				0.0000	1.4773	1.4773	0.0000	0.0000	1.9806	1.9806	3.9141	4.5980	8.5124	0.0000	23.3786	23.3786	0.0000	4.2409	4.2409	6.0000	49.9067	9.9141	39.9926
Caro School District (PRE)	0.0000	4.3172	4.3172				0.0000	1.4773	1.4773	0.0000	0.0000	1.9806	1.9806	3.9141	4.5980	8.5124	0.0000	5.6000	5.6000	0.0000	4.2409	4.2409	6.0000	32.1281	9.9141	22.2140
Caro School District (Com. Personal)	0.0000	4.3172	4.3172				0.0000	1.4773	1.4773	0.0000	0.0000	1.9806	1.9806	3.9141	4.5980	8.5124	0.0000	11.3786	11.3786	0.0000	4.2409	4.2409	6.0000	37.9067	9.9141	27.9926
Caro School District (Ind. Personal)	0.0000	4.3172	4.3172				0.0000	1.4773	1.4773	0.0000	0.0000	1.9806	1.9806	3.9141	4.5980	8.5124	0.0000	5.6000	5.6000	0.0000	4.2409	4.2409	6.0000	26.1281	9.9141	16.2140

Tuscola County Millage Rates

Government Unit School District & Taxable Status	Gov't Unit (summer)	Gov't Unit (winter)	Total Gov't Unit	Village (summer)	Village (winter)	Total Village	Library (summer)	Library (winter)	Total Library	Authority Name	Authority (summer)	Authority (winter)	Total Authority	County (summer)	County (winter)	Total County	School (summer)	School (winter)	Total School	I.S.D. Name	I.S.D. (summer)	I.S.D. (winter)	Total I.S.D.	SET	Total Annual Levy	Total Summer Levy	Total Winter Levy
Junata Township																											
Akron-Fairgrove School District (Non-PRE)	0.0000	4.4319	4.4319	0.0000	1.2460	1.2460	0.0000	1.2460	1.2460	0.0000	0.0000	0.0000	0.0000	3.9141	4.5980	8.5124	0.0000	20.0500	20.0500	Tuscola	0.0000	4.2409	4.2409	6.0000	44.4809	9.9141	34.5668
Akron-Fairgrove School District (PRE)	0.0000	4.4319	4.4319	0.0000	1.2460	1.2460	0.0000	1.2460	1.2460	0.0000	0.0000	0.0000	0.0000	3.9141	4.5980	8.5124	0.0000	2.0500	2.0500	Tuscola	0.0000	4.2409	4.2409	6.0000	26.4809	9.9141	16.5668
Akron-Fairgrove School District (Com. Personal)	0.0000	4.4319	4.4319	0.0000	1.2460	1.2460	0.0000	1.2460	1.2460	0.0000	0.0000	0.0000	0.0000	3.9141	4.5980	8.5124	0.0000	8.0500	8.0500	Tuscola	0.0000	4.2409	4.2409	6.0000	32.4809	9.9141	22.5668
Akron-Fairgrove School District (Ind. Personal)	0.0000	4.4319	4.4319	0.0000	1.2460	1.2460	0.0000	1.2460	1.2460	0.0000	0.0000	0.0000	0.0000	3.9141	4.5980	8.5124	0.0000	2.0500	2.0500	Tuscola	0.0000	4.2409	4.2409	6.0000	20.4809	9.9141	10.5668
Cano School District (Non-PRE)	0.0000	4.4319	4.4319	0.0000	1.4773	1.4773	0.0000	1.4773	1.4773	0.0000	0.0000	0.0000	0.0000	3.9141	4.5980	8.5124	0.0000	23.3786	23.3786	Tuscola	0.0000	4.2409	4.2409	6.0000	48.0408	9.9141	38.1267
Cano School District (PRE)	0.0000	4.4319	4.4319	0.0000	1.4773	1.4773	0.0000	1.4773	1.4773	0.0000	0.0000	0.0000	0.0000	3.9141	4.5980	8.5124	0.0000	5.6000	5.6000	Tuscola	0.0000	4.2409	4.2409	6.0000	30.2622	9.9141	20.3481
Cano School District (Com. Personal)	0.0000	4.4319	4.4319	0.0000	1.4773	1.4773	0.0000	1.4773	1.4773	0.0000	0.0000	0.0000	0.0000	3.9141	4.5980	8.5124	0.0000	11.3786	11.3786	Tuscola	0.0000	4.2409	4.2409	6.0000	36.0408	9.9141	26.1267
Cano School District (Ind. Personal)	0.0000	4.4319	4.4319	0.0000	1.4773	1.4773	0.0000	1.4773	1.4773	0.0000	0.0000	0.0000	0.0000	3.9141	4.5980	8.5124	0.0000	5.6000	5.6000	Tuscola	0.0000	4.2409	4.2409	6.0000	24.2622	9.9141	14.3481
Reese Township																											
Reese School District (Non-PRE)	0.0000	4.4319	4.4319	0.0000	1.2460	1.2460	0.0000	1.2460	1.2460	0.0000	0.0000	0.0000	0.0000	3.9141	4.5980	8.5124	0.0000	3.0000	3.0000	Tuscola	0.0000	4.2409	4.2409	6.0000	45.4309	9.9141	35.5168
Reese School District (PRE)	0.0000	4.4319	4.4319	0.0000	1.2460	1.2460	0.0000	1.2460	1.2460	0.0000	0.0000	0.0000	0.0000	3.9141	4.5980	8.5124	0.0000	9.0000	9.0000	Tuscola	0.0000	4.2409	4.2409	6.0000	37.4309	9.9141	27.5168
Reese School District (Com. Personal)	0.0000	4.4319	4.4319	0.0000	1.2460	1.2460	0.0000	1.2460	1.2460	0.0000	0.0000	0.0000	0.0000	3.9141	4.5980	8.5124	0.0000	9.0000	9.0000	Tuscola	0.0000	4.2409	4.2409	6.0000	33.4309	9.9141	23.5168
Reese School District (Ind. Personal)	0.0000	4.4319	4.4319	0.0000	1.2460	1.2460	0.0000	1.2460	1.2460	0.0000	0.0000	0.0000	0.0000	3.9141	4.5980	8.5124	0.0000	3.0000	3.0000	Tuscola	0.0000	4.2409	4.2409	6.0000	34.4309	9.9141	24.5168
Vassar School District (Non-PRE)	0.0000	4.4319	4.4319	0.0000	1.2460	1.2460	0.0000	1.2460	1.2460	0.0000	0.0000	0.0000	0.0000	3.9141	4.5980	8.5124	0.0000	20.3000	20.3000	Tuscola	0.0000	4.2409	4.2409	6.0000	44.7309	9.9141	34.8168
Vassar School District (PRE)	0.0000	4.4319	4.4319	0.0000	1.2460	1.2460	0.0000	1.2460	1.2460	0.0000	0.0000	0.0000	0.0000	3.9141	4.5980	8.5124	0.0000	2.3000	2.3000	Tuscola	0.0000	4.2409	4.2409	6.0000	26.7309	9.9141	16.8168
Vassar School District (Com. Personal)	0.0000	4.4319	4.4319	0.0000	1.2460	1.2460	0.0000	1.2460	1.2460	0.0000	0.0000	0.0000	0.0000	3.9141	4.5980	8.5124	0.0000	8.3000	8.3000	Tuscola	0.0000	4.2409	4.2409	6.0000	32.7309	9.9141	22.8168
Vassar School District (Ind. Personal)	0.0000	4.4319	4.4319	0.0000	1.2460	1.2460	0.0000	1.2460	1.2460	0.0000	0.0000	0.0000	0.0000	3.9141	4.5980	8.5124	0.0000	2.3000	2.3000	Tuscola	0.0000	4.2409	4.2409	6.0000	20.7309	9.9141	10.8168
Kingston Township																											
Marietta School District (Non-PRE)	0.0000	3.2017	3.2017	0.0000	0.0000	0.0000	0.0000	0.0000	0.0000	0.0000	0.0000	0.0000	0.0000	3.9141	4.5980	8.5124	0.0000	19.4000	19.4000	Savilac	0.0000	2.5385	2.5385	6.0000	39.6523	9.9141	29.7382
Marietta School District (PRE)	0.0000	3.2017	3.2017	0.0000	0.0000	0.0000	0.0000	0.0000	0.0000	0.0000	0.0000	0.0000	0.0000	3.9141	4.5980	8.5124	0.0000	1.4000	1.4000	Savilac	0.0000	2.5385	2.5385	6.0000	21.6523	9.9141	11.7382
Marietta School District (Com. Personal)	0.0000	3.2017	3.2017	0.0000	0.0000	0.0000	0.0000	0.0000	0.0000	0.0000	0.0000	0.0000	0.0000	3.9141	4.5980	8.5124	0.0000	7.4000	7.4000	Savilac	0.0000	2.5385	2.5385	6.0000	27.6523	9.9141	17.7382
Marietta School District (Ind. Personal)	0.0000	3.2017	3.2017	0.0000	0.0000	0.0000	0.0000	0.0000	0.0000	0.0000	0.0000	0.0000	0.0000	3.9141	4.5980	8.5124	0.0000	1.4000	1.4000	Savilac	0.0000	2.5385	2.5385	6.0000	15.6523	9.9141	5.7382
Casa City School District (Non-PRE)	0.0000	3.2017	3.2017	0.0000	0.0000	0.0000	0.0000	0.0000	0.0000	0.0000	0.0000	0.0000	0.0000	3.9141	4.5980	8.5124	0.0000	20.5500	20.5500	Tuscola	0.0000	4.2409	4.2409	6.0000	42.5047	9.9141	32.5906
Casa City School District (PRE)	0.0000	3.2017	3.2017	0.0000	0.0000	0.0000	0.0000	0.0000	0.0000	0.0000	0.0000	0.0000	0.0000	3.9141	4.5980	8.5124	0.0000	4.5500	4.5500	Tuscola	0.0000	4.2409	4.2409	6.0000	30.5047	9.9141	20.5906
Casa City School District (Com. Personal)	0.0000	3.2017	3.2017	0.0000	0.0000	0.0000	0.0000	0.0000	0.0000	0.0000	0.0000	0.0000	0.0000	3.9141	4.5980	8.5124	0.0000	8.5500	8.5500	Tuscola	0.0000	4.2409	4.2409	6.0000	36.5047	9.9141	26.5906
Casa City School District (Ind. Personal)	0.0000	3.2017	3.2017	0.0000	0.0000	0.0000	0.0000	0.0000	0.0000	0.0000	0.0000	0.0000	0.0000	3.9141	4.5980	8.5124	0.0000	2.5500	2.5500	Tuscola	0.0000	4.2409	4.2409	6.0000	18.5047	9.9141	8.5906
Kingston School District (Non-PRE)	0.0000	3.2017	3.2017	0.0000	0.0000	0.0000	0.0000	0.0000	0.0000	0.0000	0.0000	0.0000	0.0000	3.9141	4.5980	8.5124	0.0000	21.8000	21.8000	Tuscola	0.0000	4.2409	4.2409	6.0000	43.7547	9.9141	33.8406
Kingston School District (PRE)	0.0000	3.2017	3.2017	0.0000	0.0000	0.0000	0.0000	0.0000	0.0000	0.0000	0.0000	0.0000	0.0000	3.9141	4.5980	8.5124	0.0000	3.8000	3.8000	Tuscola	0.0000	4.2409	4.2409	6.0000	25.7547	9.9141	15.8406
Kingston School District (Com. Personal)	0.0000	3.2017	3.2017	0.0000	0.0000	0.0000	0.0000	0.0000	0.0000	0.0000	0.0000	0.0000	0.0000	3.9141	4.5980	8.5124	0.0000	9.8000	9.8000	Tuscola	0.0000	4.2409	4.2409	6.0000	31.7547	9.9141	21.8406
Kingston School District (Ind. Personal)	0.0000	3.2017	3.2017	0.0000	0.0000	0.0000	0.0000	0.0000	0.0000	0.0000	0.0000	0.0000	0.0000	3.9141	4.5980	8.5124	0.0000	3.8000	3.8000	Tuscola	0.0000	4.2409	4.2409	6.0000	19.7547	9.9141	9.8406
Kroyton Township																											
Marietta School District (Non-PRE)	0.0000	5.0892	5.0892	0.0000	0.0000	0.0000	0.0000	0.0000	0.0000	0.0000	0.0000	0.0000	0.0000	3.9141	4.5980	8.5124	0.0000	19.4000	19.4000	Savilac	0.0000	2.5385	2.5385	6.0000	41.5398	9.9141	31.6257
Marietta School District (PRE)	0.0000	5.0892	5.0892	0.0000	0.0000	0.0000	0.0000	0.0000	0.0000	0.0000	0.0000	0.0000	0.0000	3.9141	4.5980	8.5124	0.0000	1.4000	1.4000	Savilac	0.0000	2.5385	2.5385	6.0000	23.5398	9.9141	13.6257
Marietta School District (Com. Personal)	0.0000	5.0892	5.0892	0.0000	0.0000	0.0000	0.0000	0.0000	0.0000	0.0000	0.0000	0.0000	0.0000	3.9141	4.5980	8.5124	0.0000	7.4000	7.4000	Savilac	0.0000	2.5385	2.5385	6.0000	29.5398	9.9141	19.6257
Marietta School District (Ind. Personal)	0.0000	5.0892	5.0892	0.0000	0.0000	0.0000	0.0000	0.0000	0.0000	0.0000	0.0000	0.0000	0.0000	3.9141	4.5980	8.5124	0.0000	1.4000	1.4000	Savilac	0.0000	2.5385	2.5385	6.0000	17.5398	9.9141	7.6257
Kingston School District (Non-PRE)	0.0000	5.0892	5.0892	0.0000	0.0000	0.0000	0.0000	0.0000	0.0000	0.0000	0.0000	0.0000	0.0000	3.9141	4.5980	8.5124	0.0000	21.8000	21.8000	Tuscola	0.0000	4.2409	4.2409	6.0000	45.6422	9.9141	35.7281
Kingston School District (PRE)	0.0																										

Tuscola County Millage Rates

Government Unit School District & Taxable Status	Gov't Unit (summer)	Gov't Unit (winter)	Total Gov't Unit	Village (summer)	Village (winter)	Total Village	Library (summer)	Library (winter)	Total Library	Authority Name	Authority (summer)	Authority (winter)	Total Authority	County (summer)	County (winter)	Total County	School (summer)	School (winter)	Total School	I.S.D. Name	I.S.D. (summer)	I.S.D. (winter)	Total I.S.D.	SET	Total Annual Levy	Total Summer Levy	Total Winter Levy
Millington Township																											
Millington School District (Non-PRE)	0.0000	2.0668	2.0668	0.0000	1.2736	1.2736	0.0000	1.2736	1.2736	0.0000	0.0000	0.0000	0.0000	3.9141	4.5980	8.5121	0.0000	20.8530	20.8530	Tuscola	0.0000	4.2409	4.2409	6.0000	42.9464	9.9141	33.0323
Millington School District (PRE)	0.0000	2.0668	2.0668	0.0000	1.2736	1.2736	0.0000	1.2736	1.2736	0.0000	0.0000	0.0000	0.0000	3.9141	4.5980	8.5121	0.0000	8.8530	8.8530	Tuscola	0.0000	4.2409	4.2409	6.0000	24.9464	9.9141	15.0323
Millington School District (Com. Personal)	0.0000	2.0668	2.0668	0.0000	1.2736	1.2736	0.0000	1.2736	1.2736	0.0000	0.0000	0.0000	0.0000	3.9141	4.5980	8.5121	0.0000	8.8530	8.8530	Tuscola	0.0000	4.2409	4.2409	6.0000	30.9464	9.9141	21.0323
Millington School District (Ind. Personal)	0.0000	2.0668	2.0668	0.0000	1.2736	1.2736	0.0000	1.2736	1.2736	0.0000	0.0000	0.0000	0.0000	3.9141	4.5980	8.5121	0.0000	2.8530	2.8530		0.0000	4.2409	4.2409	0.0000	18.9464	9.9141	15.0323
Novesta Township																											
Case City School District (Non-PRE)	0.0000	4.2216	4.2216	0.0000	1.0928	1.0928	0.0000	1.0928	1.0928	0.0000	0.0000	0.0000	0.0000	3.9141	4.5980	8.5121	0.0000	20.5500	20.5500	Tuscola	0.0000	4.2409	4.2409	6.0000	44.6174	9.9141	34.7033
Case City School District (PRE)	0.0000	4.2216	4.2216	0.0000	1.0928	1.0928	0.0000	1.0928	1.0928	0.0000	0.0000	0.0000	0.0000	3.9141	4.5980	8.5121	0.0000	2.5500	2.5500		0.0000	4.2409	4.2409	6.0000	26.6174	9.9141	16.7033
Case City School District (Com. Personal)	0.0000	4.2216	4.2216	0.0000	1.0928	1.0928	0.0000	1.0928	1.0928	0.0000	0.0000	0.0000	0.0000	3.9141	4.5980	8.5121	0.0000	8.5500	8.5500	Tuscola	0.0000	4.2409	4.2409	6.0000	32.6174	9.9141	22.7033
Case City School District (Ind. Personal)	0.0000	4.2216	4.2216	0.0000	1.0928	1.0928	0.0000	1.0928	1.0928	0.0000	0.0000	0.0000	0.0000	3.9141	4.5980	8.5121	0.0000	2.5500	2.5500		0.0000	4.2409	4.2409	0.0000	20.6174	9.9141	16.7033
Tuscola Township																											
Franklin School District (Non-PRE)	0.0000	1.5265	1.5265	0.0000	1.2460	1.2460	0.0000	1.2460	1.2460	0.0000	0.0000	0.0000	0.0000	3.9141	4.5980	8.5121	0.0000	21.9964	21.9964	Saginaw	0.0000	4.6438	4.6438	6.0000	43.9248	9.9141	34.0107
Franklin School District (PRE)	0.0000	1.5265	1.5265	0.0000	1.2460	1.2460	0.0000	1.2460	1.2460	0.0000	0.0000	0.0000	0.0000	3.9141	4.5980	8.5121	0.0000	3.9964	3.9964		0.0000	4.6438	4.6438	6.0000	25.9248	9.9141	16.0107
Franklin School District (Com. Personal)	0.0000	1.5265	1.5265	0.0000	1.2460	1.2460	0.0000	1.2460	1.2460	0.0000	0.0000	0.0000	0.0000	3.9141	4.5980	8.5121	0.0000	9.9964	9.9964		0.0000	4.6438	4.6438	6.0000	31.9248	9.9141	22.0107
Franklin School District (Ind. Personal)	0.0000	1.5265	1.5265	0.0000	1.2460	1.2460	0.0000	1.2460	1.2460	0.0000	0.0000	0.0000	0.0000	3.9141	4.5980	8.5121	0.0000	3.9964	3.9964		0.0000	4.6438	4.6438	0.0000	19.9248	9.9141	16.0107
Vassar Township																											
Millington School District (Non-PRE)	0.0000	1.5265	1.5265	0.0000	1.2460	1.2460	0.0000	1.2460	1.2460	0.0000	0.0000	0.0000	0.0000	3.9141	4.5980	8.5121	0.0000	20.8530	20.8530	Tuscola	0.0000	4.2409	4.2409	6.0000	42.3785	9.9141	32.4644
Millington School District (PRE)	0.0000	1.5265	1.5265	0.0000	1.2460	1.2460	0.0000	1.2460	1.2460	0.0000	0.0000	0.0000	0.0000	3.9141	4.5980	8.5121	0.0000	8.8530	8.8530		0.0000	4.2409	4.2409	6.0000	24.3785	9.9141	14.4644
Millington School District (Com. Personal)	0.0000	1.5265	1.5265	0.0000	1.2460	1.2460	0.0000	1.2460	1.2460	0.0000	0.0000	0.0000	0.0000	3.9141	4.5980	8.5121	0.0000	8.8530	8.8530	Tuscola	0.0000	4.2409	4.2409	6.0000	30.3785	9.9141	20.4644
Millington School District (Ind. Personal)	0.0000	1.5265	1.5265	0.0000	1.2460	1.2460	0.0000	1.2460	1.2460	0.0000	0.0000	0.0000	0.0000	3.9141	4.5980	8.5121	0.0000	2.8530	2.8530		0.0000	4.2409	4.2409	0.0000	18.3785	9.9141	14.4644
Vassar School District (Non-PRE)	0.0000	1.5265	1.5265	0.0000	1.2460	1.2460	0.0000	1.2460	1.2460	0.0000	0.0000	0.0000	0.0000	3.9141	4.5980	8.5121	0.0000	20.3000	20.3000	Tuscola	0.0000	4.2409	4.2409	6.0000	41.8255	9.9141	31.9114
Vassar School District (PRE)	0.0000	1.5265	1.5265	0.0000	1.2460	1.2460	0.0000	1.2460	1.2460	0.0000	0.0000	0.0000	0.0000	3.9141	4.5980	8.5121	0.0000	2.3000	2.3000		0.0000	4.2409	4.2409	6.0000	23.8255	9.9141	13.9114
Vassar School District (Com. Personal)	0.0000	1.5265	1.5265	0.0000	1.2460	1.2460	0.0000	1.2460	1.2460	0.0000	0.0000	0.0000	0.0000	3.9141	4.5980	8.5121	0.0000	8.3000	8.3000	Tuscola	0.0000	4.2409	4.2409	6.0000	29.8255	9.9141	19.9114
Vassar School District (Ind. Personal)	0.0000	1.5265	1.5265	0.0000	1.2460	1.2460	0.0000	1.2460	1.2460	0.0000	0.0000	0.0000	0.0000	3.9141	4.5980	8.5121	0.0000	2.3000	2.3000		0.0000	4.2409	4.2409	0.0000	17.8255	9.9141	13.9114
Vassar Township																											
Mayville School District (Non-PRE)	0.0000	1.0000	1.0000	0.0000	1.2460	1.2460	0.0000	1.2460	1.2460	0.0000	0.0000	0.0000	0.0000	3.9141	4.5980	8.5121	0.0000	10.7589	10.7589	Tuscola	0.0000	4.2409	4.2409	6.0000	40.7579	9.9141	30.8428
Mayville School District (PRE)	0.0000	1.0000	1.0000	0.0000	1.2460	1.2460	0.0000	1.2460	1.2460	0.0000	0.0000	0.0000	0.0000	3.9141	4.5980	8.5121	0.0000	3.6000	3.6000		0.0000	4.2409	4.2409	6.0000	24.5990	9.9141	14.6849
Mayville School District (Com. Personal)	0.0000	1.0000	1.0000	0.0000	1.2460	1.2460	0.0000	1.2460	1.2460	0.0000	0.0000	0.0000	0.0000	3.9141	4.5980	8.5121	0.0000	7.2589	7.2589		0.0000	4.2409	4.2409	6.0000	28.7579	9.9141	18.8428
Mayville School District (Ind. Personal)	0.0000	1.0000	1.0000	0.0000	1.2460	1.2460	0.0000	1.2460	1.2460	0.0000	0.0000	0.0000	0.0000	3.9141	4.5980	8.5121	0.0000	3.6000	3.6000		0.0000	4.2409	4.2409	0.0000	18.5990	9.9141	14.6849
Millington School District (Non-PRE)	0.0000	1.0000	1.0000	0.0000	1.2460	1.2460	0.0000	1.2460	1.2460	0.0000	0.0000	0.0000	0.0000	3.9141	4.5980	8.5121	0.0000	20.8530	20.8530	Tuscola	0.0000	4.2409	4.2409	6.0000	41.8520	9.9141	31.9379
Millington School District (PRE)	0.0000	1.0000	1.0000	0.0000	1.2460	1.2460	0.0000	1.2460	1.2460	0.0000	0.0000	0.0000	0.0000	3.9141	4.5980	8.5121	0.0000	8.8530	8.8530		0.0000	4.2409	4.2409	6.0000	23.8520	9.9141	13.9379
Millington School District (Com. Personal)	0.0000	1.0000	1.0000	0.0000	1.2460	1.2460	0.0000	1.2460	1.2460	0.0000	0.0000	0.0000	0.0000	3.9141	4.5980	8.5121	0.0000	8.8530	8.8530	Tuscola	0.0000	4.2409	4.2409	6.0000	29.8520	9.9141	19.9379
Millington School District (Ind. Personal)	0.0000	1.0000	1.0000	0.0000	1.2460	1.2460	0.0000	1.2460	1.2460	0.0000	0.0000	0.0000	0.0000	3.9141	4.5980	8.5121	0.0000	2.8530	2.8530		0.0000	4.2409	4.2409	0.0000	17.8520	9.9141	13.9379
Vassar School District (Non-PRE)	0.0000	1.0000	1.0000	0.0000	1.2460	1.2460	0.0000	1.2460	1.2460	0.0000	0.0000	0.0000	0.0000	3.9141	4.5980	8.5121	0.0000	20.3000	20.3000	Tuscola	0.0000	4.2409	4.2409	6.0000	41.2990	9.9141	31.3849
Vassar School District (PRE)	0.0000	1.0000	1.0000	0.0000	1.2460	1.2460	0.0000	1.2460	1.2460	0.0000	0.0000	0.0000	0.0000	3.9141	4.5980	8.5121	0.0000	2.3000	2.3000		0.0000	4.2409	4.2409	6.0000	23.2990	9.9141	13.3849
Vassar School District (Com. Personal)	0.0000	1.0000	1.0000	0.0000	1.2460	1.2460	0.0000	1.2460	1.2460	0.0000	0.0000	0.0000	0.0000	3.9141	4.5980	8.5121	0.0000	8.3000	8.3000	Tuscola	0.0000	4.2409	4.2409	6.0000	29.2990	9.9141	19.3849
Vassar School District (Ind. Personal)	0.0000	1.0000	1.0000	0.0000	1.2460	1.2460	0.0000	1.2460	1.2460	0.0000	0.0000	0.0000	0.0000	3.9141	4.5980	8.5121	0.0000	2.3000	2.3000		0.0000	4.2409	4.2409	0.0000	17.2990	9.9141	13.3849

Tuscolo County Millage Rates

Government Unit	School District & Taxable Status	Gov't Unit (summer)	Gov't Unit (winter)	Total Gov't Unit	Village (summer)	Village (winter)	Total Village	Library (summer)	Library (winter)	Total Library	Authority Name	Authority (summer)	Authority (winter)	Total Authority	County (summer)	County (winter)	Total County	School (summer)	School (winter)	Total School	I.S.D. (summer)	I.S.D. (winter)	Total I.S.D.	SET	Total Annual Levy	Total Summer Levy	Total Winter Levy
Waterstown Township																											
	Mayville School District (Non-PRE)	0.0000	3.0869	3.0869	0.0000	0.0000	0.0000	0.0000	0.0000	0.0000	0.0000	0.0000	0.0000	0.0000	3.9141	4.5980	8.5121	0.0000	19.7589	19.7589	0.0000	4.2409	4.2409	0.0000	41.5988	9.9141	31.6847
	Mayville School District (PRE)	0.0000	3.0869	3.0869	0.0000	0.0000	0.0000	0.0000	0.0000	0.0000	0.0000	0.0000	0.0000	0.0000	3.9141	4.5980	8.5121	0.0000	3.6000	3.6000	0.0000	4.2409	4.2409	0.0000	25.4359	9.9141	15.5258
	Mayville School District (Com. Personal)	0.0000	3.0869	3.0869	0.0000	0.0000	0.0000	0.0000	0.0000	0.0000	0.0000	0.0000	0.0000	0.0000	3.9141	4.5980	8.5121	0.0000	7.7589	7.7589	0.0000	4.2409	4.2409	0.0000	29.5988	9.9141	19.6847
	Mayville School District (Ind. Personal)	0.0000	3.0869	3.0869	0.0000	0.0000	0.0000	0.0000	0.0000	0.0000	0.0000	0.0000	0.0000	0.0000	3.9141	4.5980	8.5121	0.0000	3.6000	3.6000	0.0000	4.2409	4.2409	0.0000	19.4359	9.9141	15.5258
	Millington School District (Non-PRE)	0.0000	3.0869	3.0869	0.0000	0.0000	0.0000	0.0000	0.0000	0.0000	0.0000	0.0000	0.0000	0.0000	3.9141	4.5980	8.5121	0.0000	20.8530	20.8530	0.0000	4.2409	4.2409	0.0000	42.6929	9.9141	32.7788
	Millington School District (PRE)	0.0000	3.0869	3.0869	0.0000	0.0000	0.0000	0.0000	0.0000	0.0000	0.0000	0.0000	0.0000	0.0000	3.9141	4.5980	8.5121	0.0000	2.8530	2.8530	0.0000	4.2409	4.2409	0.0000	30.6929	9.9141	20.7788
	Millington School District (Com. Personal)	0.0000	3.0869	3.0869	0.0000	0.0000	0.0000	0.0000	0.0000	0.0000	0.0000	0.0000	0.0000	0.0000	3.9141	4.5980	8.5121	0.0000	8.8530	8.8530	0.0000	4.2409	4.2409	0.0000	42.6929	9.9141	32.7788
	Millington School District (Ind. Personal)	0.0000	3.0869	3.0869	0.0000	0.0000	0.0000	0.0000	0.0000	0.0000	0.0000	0.0000	0.0000	0.0000	3.9141	4.5980	8.5121	0.0000	2.8530	2.8530	0.0000	4.2409	4.2409	0.0000	18.6929	9.9141	9.7788
Wells Township																											
	Care School District (Non-PRE)	0.0000	3.1055	3.1055	0.0000	0.0000	0.0000	0.0000	0.0000	0.0000	0.0000	0.0000	0.0000	0.0000	3.9141	4.5980	8.5121	0.0000	23.3786	23.3786	0.0000	4.2409	4.2409	0.0000	46.7144	9.9141	36.8003
	Care School District (PRE)	0.0000	3.1055	3.1055	0.0000	0.0000	0.0000	0.0000	0.0000	0.0000	0.0000	0.0000	0.0000	0.0000	3.9141	4.5980	8.5121	0.0000	5.6000	5.6000	0.0000	4.2409	4.2409	0.0000	28.9358	9.9141	19.0217
	Care School District (Com. Personal)	0.0000	3.1055	3.1055	0.0000	0.0000	0.0000	0.0000	0.0000	0.0000	0.0000	0.0000	0.0000	0.0000	3.9141	4.5980	8.5121	0.0000	11.3786	11.3786	0.0000	4.2409	4.2409	0.0000	34.7144	9.9141	24.8003
	Care School District (Ind. Personal)	0.0000	3.1055	3.1055	0.0000	0.0000	0.0000	0.0000	0.0000	0.0000	0.0000	0.0000	0.0000	0.0000	3.9141	4.5980	8.5121	0.0000	5.6000	5.6000	0.0000	4.2409	4.2409	0.0000	22.9358	9.9141	13.0217
	Care City School District (Non-PRE)	0.0000	3.1055	3.1055	0.0000	0.0000	0.0000	0.0000	0.0000	0.0000	0.0000	0.0000	0.0000	0.0000	3.9141	4.5980	8.5121	0.0000	20.5500	20.5500	0.0000	4.2409	4.2409	0.0000	42.4085	9.9141	32.4944
	Care City School District (PRE)	0.0000	3.1055	3.1055	0.0000	0.0000	0.0000	0.0000	0.0000	0.0000	0.0000	0.0000	0.0000	0.0000	3.9141	4.5980	8.5121	0.0000	2.5500	2.5500	0.0000	4.2409	4.2409	0.0000	30.4085	9.9141	20.4944
	Care City School District (Com. Personal)	0.0000	3.1055	3.1055	0.0000	0.0000	0.0000	0.0000	0.0000	0.0000	0.0000	0.0000	0.0000	0.0000	3.9141	4.5980	8.5121	0.0000	8.5500	8.5500	0.0000	4.2409	4.2409	0.0000	42.4085	9.9141	32.4944
	Care City School District (Ind. Personal)	0.0000	3.1055	3.1055	0.0000	0.0000	0.0000	0.0000	0.0000	0.0000	0.0000	0.0000	0.0000	0.0000	3.9141	4.5980	8.5121	0.0000	2.5500	2.5500	0.0000	4.2409	4.2409	0.0000	18.4085	9.9141	9.4944
	Kingston School District (Non-PRE)	0.0000	3.1055	3.1055	0.0000	0.0000	0.0000	0.0000	0.0000	0.0000	0.0000	0.0000	0.0000	0.0000	3.9141	4.5980	8.5121	0.0000	21.8000	21.8000	0.0000	4.2409	4.2409	0.0000	43.6585	9.9141	33.7444
	Kingston School District (PRE)	0.0000	3.1055	3.1055	0.0000	0.0000	0.0000	0.0000	0.0000	0.0000	0.0000	0.0000	0.0000	0.0000	3.9141	4.5980	8.5121	0.0000	3.8000	3.8000	0.0000	4.2409	4.2409	0.0000	25.6585	9.9141	15.7444
	Kingston School District (Com. Personal)	0.0000	3.1055	3.1055	0.0000	0.0000	0.0000	0.0000	0.0000	0.0000	0.0000	0.0000	0.0000	0.0000	3.9141	4.5980	8.5121	0.0000	9.8000	9.8000	0.0000	4.2409	4.2409	0.0000	31.6585	9.9141	21.7444
	Kingston School District (Ind. Personal)	0.0000	3.1055	3.1055	0.0000	0.0000	0.0000	0.0000	0.0000	0.0000	0.0000	0.0000	0.0000	0.0000	3.9141	4.5980	8.5121	0.0000	3.8000	3.8000	0.0000	4.2409	4.2409	0.0000	19.6585	9.9141	15.7444
Winter Township																											
	Alton-Fairgrove School District (Non-PRE)	0.0000	5.0366	5.0366	0.0000	0.0000	0.0000	0.0000	0.0000	0.0000	0.0000	0.0000	0.0000	0.0000	3.9141	4.5980	8.5121	0.0000	20.0500	20.0500	0.0000	4.2409	4.2409	0.0000	44.6312	9.9141	34.7171
	Alton-Fairgrove School District (PRE)	0.0000	5.0366	5.0366	0.0000	0.0000	0.0000	0.0000	0.0000	0.0000	0.0000	0.0000	0.0000	0.0000	3.9141	4.5980	8.5121	0.0000	7.0500	7.0500	0.0000	4.2409	4.2409	0.0000	36.6312	9.9141	26.7171
	Alton-Fairgrove School District (Com. Personal)	0.0000	5.0366	5.0366	0.0000	0.0000	0.0000	0.0000	0.0000	0.0000	0.0000	0.0000	0.0000	0.0000	3.9141	4.5980	8.5121	0.0000	8.0500	8.0500	0.0000	4.2409	4.2409	0.0000	42.6312	9.9141	32.7171
	Alton-Fairgrove School District (Ind. Personal)	0.0000	5.0366	5.0366	0.0000	0.0000	0.0000	0.0000	0.0000	0.0000	0.0000	0.0000	0.0000	0.0000	3.9141	4.5980	8.5121	0.0000	2.0500	2.0500	0.0000	4.2409	4.2409	0.0000	20.6312	9.9141	16.7171
	Unionville-Selewangs School District (Non-PRE)	0.0000	5.0366	5.0366	0.0000	0.0000	0.0000	0.0000	0.0000	0.0000	0.0000	0.0000	0.0000	0.0000	3.9141	4.5980	8.5121	0.0000	21.7200	21.7200	0.0000	4.2409	4.2409	0.0000	47.5096	9.9141	37.5955
	Unionville-Selewangs School District (PRE)	0.0000	5.0366	5.0366	0.0000	0.0000	0.0000	0.0000	0.0000	0.0000	0.0000	0.0000	0.0000	0.0000	3.9141	4.5980	8.5121	0.0000	5.7200	5.7200	0.0000	4.2409	4.2409	0.0000	29.5096	9.9141	19.5955
	Unionville-Selewangs School District (Com. Personal)	0.0000	5.0366	5.0366	0.0000	0.0000	0.0000	0.0000	0.0000	0.0000	0.0000	0.0000	0.0000	0.0000	3.9141	4.5980	8.5121	0.0000	11.7200	11.7200	0.0000	4.2409	4.2409	0.0000	35.5096	9.9141	25.5955
	Unionville-Selewangs School District (Ind. Personal)	0.0000	5.0366	5.0366	0.0000	0.0000	0.0000	0.0000	0.0000	0.0000	0.0000	0.0000	0.0000	0.0000	3.9141	4.5980	8.5121	0.0000	5.7200	5.7200	0.0000	4.2409	4.2409	0.0000	23.5096	9.9141	13.5955
City of Caro																											
	Caro School District (Non-PRE)	16.1643	0.0000	16.1643	0.0000	1.4773	1.4773	0.0000	1.4773	1.4773	Caro	0.0000	1.9806	1.9806	3.9141	4.5980	8.5121	0.0000	23.3786	23.3786	0.0000	4.2409	4.2409	0.0000	61.7538	6.0784	55.6754
	Caro School District (PRE)	16.1643	0.0000	16.1643	0.0000	1.4773	1.4773	0.0000	1.4773	1.4773	Caro Transit Authority	0.0000	1.9806	1.9806	3.9141	4.5980	8.5121	0.0000	5.6000	5.6000	0.0000	4.2409	4.2409	0.0000	43.9752	6.0784	37.8968
	Caro School District (Com. Personal)	16.1643	0.0000	16.1643	0.0000	1.4773	1.4773	0.0000	1.4773	1.4773	0.0000	1.9806	1.9806	3.9141	4.5980	8.5121	0.0000	11.3786	11.3786	0.0000	4.2409	4.2409	0.0000	49.7538	6.0784	43.6754	
	Caro School District (Ind. Personal)	16.1643	0.0000	16.1643	0.0000	1.4773	1.4773	0.0000	1.4773	1.4773	0.0000	1.9806	1.9806	3.9141	4.5980	8.5121	0.0000	5.6000	5.6000	0.0000	4.2409	4.2409	0.0000	37.9752	6.0784	31.8968	
City of Vassar																											
	Vassar School District (Non-PRE)	17.0000	0.0000	17.0000	1.2460	0.0000	1.2460	0.0000	1.2460	1.2460	0.0000	0.0000	0.0000	0.0000	3.9141	4.5980	8.5121	0.0000	20.3000	20.3000	0.0000	4.2409	4.2409	0.0000	57.2990	28.6011	28.6979
	Vassar School District (PRE)	17.0000	0.0000	17.0000	1.2460	0.0000	1.2460	0.0000	1.2460	1.2460	0.0000	0.0000	0.0000	0.0000	3.9141	4.5980	8.5121	0.0000	2.3000	2.3000	0.0000	4.2409	4.2409	0.0000	45.2990	28.6011	16.6979
	Vassar School District (Com. Personal)	17.0000	0.0000	17.0000	1.2460	0.0000	1.2460	0.0000	1.2460	1.2460	0.0000	0.0000	0.0000	0.0000	3.9141	4.5980	8.5121	0.0000	8.6000	8.6000	0.0000	4.2409	4.2409	0.0000	45.2990	28.6011	16.6979

Tuscola County Millage Rates

Government Unit School District & Taxable Status	Gov't Unit (summer)	Gov't Unit (winter)	Total Gov't Unit	Village (summer)	Village (winter)	Total Village	Library (summer)	Library (winter)	Total Library	Authority Name	Authority (summer)	Authority (winter)	Total Authority	County (summer)	County (winter)	Total County	School (summer)	School (winter)	Total School	I.S.D. Name	I.S.D. (summer)	I.S.D. (winter)	Total I.S.D.	SET	Total Annual Levy	Total Summer Levy	Total Winter Levy
Acron Village (Acron Twp.)																											
Acron-Fairgrove School District (Non-PRE)	0.0000	5.2224	5.2224	13.7119	0.0000	13.7119	0.0000	0.7916	0.7916	0.0000	0.0000	0.0000	0.0000	3.9141	4.5980	8.5121	0.0000	20.0500	20.0500		0.0000	4.2409	4.2409	6.0000	58.5289	23.6260	34.9029
Acron-Fairgrove School District (PRE)	0.0000	5.2224	5.2224	13.7119	0.0000	13.7119	0.0000	0.7916	0.7916	0.0000	0.0000	0.0000	0.0000	3.9141	4.5980	8.5121	0.0000	2.0500	2.0500	Tuscola	0.0000	4.2409	4.2409	6.0000	40.5289	3.6260	16.9029
Acron-Fairgrove School District (Com. Personal)	0.0000	5.2224	5.2224	13.7119	0.0000	13.7119	0.0000	0.7916	0.7916	0.0000	0.0000	0.0000	0.0000	3.9141	4.5980	8.5121	0.0000	8.0500	8.0500		0.0000	4.2409	4.2409	6.0000	46.5289	3.6260	22.9029
Acron-Fairgrove School District (Ind. Personal)	0.0000	5.2224	5.2224	13.7119	0.0000	13.7119	0.0000	0.7916	0.7916	0.0000	0.0000	0.0000	0.0000	3.9141	4.5980	8.5121	0.0000	2.0500	2.0500		0.0000	4.2409	4.2409	6.0000	34.5289	7.6260	16.9029
Acron Village (Fairgrove Twp.)																											
Acron-Fairgrove School District (Non-PRE)	0.0000	5.1263	5.1263	13.7119	0.0000	13.7119	0.0000	0.7916	0.7916	0.0000	0.0000	0.0000	0.0000	3.9141	4.5980	8.5121	0.0000	20.0500	20.0500		0.0000	4.2409	4.2409	6.0000	58.4328	3.6260	34.8068
Acron-Fairgrove School District (PRE)	0.0000	5.1263	5.1263	13.7119	0.0000	13.7119	0.0000	0.7916	0.7916	0.0000	0.0000	0.0000	0.0000	3.9141	4.5980	8.5121	0.0000	2.0500	2.0500	Tuscola	0.0000	4.2409	4.2409	6.0000	40.4328	3.6260	16.8068
Acron-Fairgrove School District (Com. Personal)	0.0000	5.1263	5.1263	13.7119	0.0000	13.7119	0.0000	0.7916	0.7916	0.0000	0.0000	0.0000	0.0000	3.9141	4.5980	8.5121	0.0000	8.0500	8.0500		0.0000	4.2409	4.2409	6.0000	46.4328	3.6260	22.8068
Acron-Fairgrove School District (Ind. Personal)	0.0000	5.1263	5.1263	13.7119	0.0000	13.7119	0.0000	0.7916	0.7916	0.0000	0.0000	0.0000	0.0000	3.9141	4.5980	8.5121	0.0000	2.0500	2.0500		0.0000	4.2409	4.2409	6.0000	34.4328	7.6260	16.8068
Case City Village (Elmwood Twp.)																											
Case City School District (Non-PRE)	0.0000	4.8449	4.8449	17.7868	0.0000	17.7868	0.0000	1.0928	1.0928	0.0000	0.0000	0.0000	0.0000	3.9141	4.5980	8.5121	0.0000	20.5500	20.5500		0.0000	4.2409	4.2409	6.0000	63.0275	17.7099	35.3276
Case City School District (PRE)	0.0000	4.8449	4.8449	17.7868	0.0000	17.7868	0.0000	1.0928	1.0928	0.0000	0.0000	0.0000	0.0000	3.9141	4.5980	8.5121	0.0000	2.5500	2.5500	Tuscola	0.0000	4.2409	4.2409	6.0000	45.0275	17.7099	27.3276
Case City School District (Com. Personal)	0.0000	4.8449	4.8449	17.7868	0.0000	17.7868	0.0000	1.0928	1.0928	0.0000	0.0000	0.0000	0.0000	3.9141	4.5980	8.5121	0.0000	8.5500	8.5500		0.0000	4.2409	4.2409	6.0000	51.0275	17.7099	23.7276
Case City School District (Ind. Personal)	0.0000	4.8449	4.8449	17.7868	0.0000	17.7868	0.0000	1.0928	1.0928	0.0000	0.0000	0.0000	0.0000	3.9141	4.5980	8.5121	0.0000	2.5500	2.5500		0.0000	4.2409	4.2409	6.0000	39.0275	21.7099	17.3276
Fairgrove Village (Fairgrove Twp.)																											
Acron-Fairgrove School District (Non-PRE)	0.0000	5.1263	5.1263	14.1118	0.0000	14.1118	0.0000	0.7916	0.7916	0.0000	0.0000	0.0000	0.0000	3.9141	4.5980	8.5121	0.0000	20.0500	20.0500		0.0000	4.2409	4.2409	6.0000	58.8327	24.0259	34.8068
Acron-Fairgrove School District (PRE)	0.0000	5.1263	5.1263	14.1118	0.0000	14.1118	0.0000	0.7916	0.7916	0.0000	0.0000	0.0000	0.0000	3.9141	4.5980	8.5121	0.0000	2.0500	2.0500	Tuscola	0.0000	4.2409	4.2409	6.0000	40.8327	24.0259	16.8068
Acron-Fairgrove School District (Com. Personal)	0.0000	5.1263	5.1263	14.1118	0.0000	14.1118	0.0000	0.7916	0.7916	0.0000	0.0000	0.0000	0.0000	3.9141	4.5980	8.5121	0.0000	8.0500	8.0500		0.0000	4.2409	4.2409	6.0000	46.8327	24.0259	22.8068
Acron-Fairgrove School District (Ind. Personal)	0.0000	5.1263	5.1263	14.1118	0.0000	14.1118	0.0000	0.7916	0.7916	0.0000	0.0000	0.0000	0.0000	3.9141	4.5980	8.5121	0.0000	2.0500	2.0500		0.0000	4.2409	4.2409	6.0000	34.8327	28.0259	16.8068
Gagetown Village (Elmwood Twp.)																											
Owendale-Gagetown School District (Non-PRE)	0.0000	7.0386	7.0386	21.6228	0.0000	21.6228	0.0000	1.0928	1.0928	0.0000	0.0000	0.0000	0.0000	3.9141	4.5980	8.5121	0.0000	19.9500	19.9500		0.0000	4.8286	4.8286	6.0000	69.0449	11.5869	37.5080
Owendale-Gagetown School District (PRE)	0.0000	7.0386	7.0386	21.6228	0.0000	21.6228	0.0000	1.0928	1.0928	0.0000	0.0000	0.0000	0.0000	3.9141	4.5980	8.5121	0.0000	1.9500	1.9500	Huron	0.0000	4.8286	4.8286	6.0000	51.0449	11.5869	19.5080
Owendale-Gagetown School District (Com. Personal)	0.0000	7.0386	7.0386	21.6228	0.0000	21.6228	0.0000	1.0928	1.0928	0.0000	0.0000	0.0000	0.0000	3.9141	4.5980	8.5121	0.0000	7.9500	7.9500		0.0000	4.8286	4.8286	6.0000	57.0449	11.5869	25.5080
Owendale-Gagetown School District (Ind. Personal)	0.0000	7.0386	7.0386	21.6228	0.0000	21.6228	0.0000	1.0928	1.0928	0.0000	0.0000	0.0000	0.0000	3.9141	4.5980	8.5121	0.0000	1.9500	1.9500		0.0000	4.8286	4.8286	6.0000	45.0449	25.5869	19.5080
Kingston Village (Kingston Twp.)																											
Kingston School District (Non-PRE)	0.0000	3.2017	3.2017	12.4892	0.0000	12.4892	0.0000	0.0000	0.0000	0.0000	0.0000	0.0000	0.0000	3.9141	4.5980	8.5121	0.0000	21.8000	21.8000		0.0000	4.2409	4.2409	6.0000	56.2439	12.4033	33.8406
Kingston School District (PRE)	0.0000	3.2017	3.2017	12.4892	0.0000	12.4892	0.0000	0.0000	0.0000	0.0000	0.0000	0.0000	0.0000	3.9141	4.5980	8.5121	0.0000	3.8000	3.8000	Tuscola	0.0000	4.2409	4.2409	6.0000	38.2439	12.4033	15.8406
Kingston School District (Com. Personal)	0.0000	3.2017	3.2017	12.4892	0.0000	12.4892	0.0000	0.0000	0.0000	0.0000	0.0000	0.0000	0.0000	3.9141	4.5980	8.5121	0.0000	9.8000	9.8000		0.0000	4.2409	4.2409	6.0000	44.2439	12.4033	21.8406
Kingston School District (Ind. Personal)	0.0000	3.2017	3.2017	12.4892	0.0000	12.4892	0.0000	0.0000	0.0000	0.0000	0.0000	0.0000	0.0000	3.9141	4.5980	8.5121	0.0000	3.8000	3.8000		0.0000	4.2409	4.2409	6.0000	32.2439	16.4033	15.8406
Kingston Village (Koylton Twp.)																											
Kingston School District (Non-PRE)	0.0000	5.0892	5.0892	12.4892	0.0000	12.4892	0.0000	0.0000	0.0000	0.0000	0.0000	0.0000	0.0000	3.9141	4.5980	8.5121	0.0000	21.8000	21.8000		0.0000	4.2409	4.2409	6.0000	58.1314	22.4033	35.7281
Kingston School District (PRE)	0.0000	5.0892	5.0892	12.4892	0.0000	12.4892	0.0000	0.0000	0.0000	0.0000	0.0000	0.0000	0.0000	3.9141	4.5980	8.5121	0.0000	3.8000	3.8000	Tuscola	0.0000	4.2409	4.2409	6.0000	40.1314	22.4033	17.7281
Kingston School District (Com. Personal)	0.0000	5.0892	5.0892	12.4892	0.0000	12.4892	0.0000	0.0000	0.0000	0.0000	0.0000	0.0000	0.0000	3.9141	4.5980	8.5121	0.0000	9.8000	9.8000		0.0000	4.2409	4.2409	6.0000	46.1314	22.4033	23.7281
Kingston School District (Ind. Personal)	0.0000	5.0892	5.0892	12.4892	0.0000	12.4892	0.0000	0.0000	0.0000	0.0000	0.0000	0.0000	0.0000	3.9141	4.5980	8.5121	0.0000	3.8000	3.8000		0.0000	4.2409	4.2409	6.0000	34.1314	16.4033	17.7281
Mayville Village (Fremont Twp.)																											
Mayville School District (Non-PRE)	0.0000	1.2777	1.2777	11.7484	0.0000	11.7484	0.0000	0.7318	0.7318	0.0000	0.0000	0.0000	0.0000	3.9141	4.5980	8.5121	0.0000	19.7589	19.7589		0.0000	4.2409	4.2409	6.0000	52.2698	1.6625	30.6073
Mayville School District (PRE)	0.0000	1.2777	1.2777	11.7484	0.0000	11.7484	0.0000	0.7318	0.7318	0.0000	0.0000	0.0000	0.0000	3.9141	4.5980	8.5121	0.0000	3.6000	3.6000	Tuscola	0.0000	4.2409	4.2409	6.0000	36.1169	1.6625	14.4484
Mayville School District (Com. Personal)	0.0000	1.2777	1.2777	11.7484	0.0000	11.7484	0.0000	0.7318	0.7318	0.0000	0.0000	0.0000	0.0000	3.9141	4.5980	8.5121	0.0000	7.7589	7.7589		0.0000	4.2409	4.2409	6.0000	40.2698		

Tuscola County Millage Rates

Government Unit School District & Taxable Status	Gov't Unit (summer)	Gov't Unit (winter)	Total Gov't Unit	Village (summer)	Village (winter)	Total Village	Library (summer)	Library (winter)	Total Library	Authority Name	Authority (summer)	Authority (winter)	Total Authority	County (summer)	County (winter)	Total County	School (summer)	School (winter)	Total School	I.S.D. Name	I.S.D. (summer)	I.S.D. (winter)	Total I.S.D.	SET	Total Annual Levy	Total Summer Levy	Total Winter Levy
Millington Village (Millington Twp.)																											
Millington School District (Non-PRE)	0.0000	2.0668	2.0668	13.7011	0.0000	13.7011	0.0000	1.2736	1.2736	0.0000	0.0000	0.0000	0.0000	3.9141	4.5980	8.5121	0.0000	20.8530	20.8530	Tuscola	0.0000	4.2409	4.2409	6.0000	56.6475	3.6152	33.0323
Millington School District (PRE)	0.0000	2.0668	2.0668	13.7011	0.0000	13.7011	0.0000	1.2736	1.2736	0.0000	0.0000	0.0000	0.0000	3.9141	4.5980	8.5121	0.0000	2.8530	2.8530	Tuscola	0.0000	4.2409	4.2409	6.0000	38.6475	3.6152	15.0323
Millington School District (Com. Personal)	0.0000	2.0668	2.0668	13.7011	0.0000	13.7011	0.0000	1.2736	1.2736	0.0000	0.0000	0.0000	0.0000	3.9141	4.5980	8.5121	0.0000	8.8530	8.8530	Tuscola	0.0000	4.2409	4.2409	6.0000	44.6475	3.6152	21.0323
Millington School District (Ind. Personal)	0.0000	2.0668	2.0668	13.7011	0.0000	13.7011	0.0000	1.2736	1.2736	0.0000	0.0000	0.0000	0.0000	3.9141	4.5980	8.5121	0.0000	2.8530	2.8530	Tuscola	0.0000	4.2409	4.2409	6.0000	32.6475	7.6152	15.0323
Reese Village (Denmark Twp.)																											
Reese School District (Non-PRE)	0.0000	3.4518	3.4518	10.5000	0.0000	10.5000	0.0000	0.9965	0.9965	0.0000	0.0000	0.0000	0.0000	3.9141	4.5980	8.5121	0.0000	21.0000	21.0000	Tuscola	0.0000	4.2409	4.2409	6.0000	54.7013	10.4141	34.2872
Reese School District (PRE)	0.0000	3.4518	3.4518	10.5000	0.0000	10.5000	0.0000	0.9965	0.9965	0.0000	0.0000	0.0000	0.0000	3.9141	4.5980	8.5121	0.0000	3.0000	3.0000	Tuscola	0.0000	4.2409	4.2409	6.0000	36.7013	10.4141	16.2872
Reese School District (Com. Personal)	0.0000	3.4518	3.4518	10.5000	0.0000	10.5000	0.0000	0.9965	0.9965	0.0000	0.0000	0.0000	0.0000	3.9141	4.5980	8.5121	0.0000	9.0000	9.0000	Tuscola	0.0000	4.2409	4.2409	6.0000	42.7013	10.4141	22.2872
Reese School District (Ind. Personal)	0.0000	3.4518	3.4518	10.5000	0.0000	10.5000	0.0000	0.9965	0.9965	0.0000	0.0000	0.0000	0.0000	3.9141	4.5980	8.5121	0.0000	3.0000	3.0000	Tuscola	0.0000	4.2409	4.2409	6.0000	30.7013	14.4141	16.2872
Unionville Village (Columbia Twp.)																											
Unionville-Sekewang School District (Non-PRE)	0.0000	6.3912	6.3912	12.6908	0.0000	12.6908	0.0000	0.0000	0.0000	0.0000	0.0000	0.0000	0.0000	3.9141	4.5980	8.5121	0.0000	21.7200	21.7200	Tuscola	0.0000	4.2409	4.2409	6.0000	61.5550	7.6049	38.9501
Unionville-Sekewang School District (PRE)	0.0000	6.3912	6.3912	12.6908	0.0000	12.6908	0.0000	0.0000	0.0000	0.0000	0.0000	0.0000	0.0000	3.9141	4.5980	8.5121	0.0000	5.7200	5.7200	Tuscola	0.0000	4.2409	4.2409	6.0000	43.5550	7.6049	20.9501
Unionville-Sekewang School District (Com. Personal)	0.0000	6.3912	6.3912	12.6908	0.0000	12.6908	0.0000	0.0000	0.0000	0.0000	0.0000	0.0000	0.0000	3.9141	4.5980	8.5121	0.0000	11.7200	11.7200	Tuscola	0.0000	4.2409	4.2409	6.0000	49.5550	7.6049	26.9501
Unionville-Sekewang School District (Ind. Personal)	0.0000	6.3912	6.3912	12.6908	0.0000	12.6908	0.0000	0.0000	0.0000	0.0000	0.0000	0.0000	0.0000	3.9141	4.5980	8.5121	0.0000	5.7200	5.7200	Tuscola	0.0000	4.2409	4.2409	6.0000	37.5550	16.6049	20.9501

Tuscola County Taxable Values
as of 10.22.25

Government Unit School District & Taxable Status	School	ISD	Total Gov't Unit	Authority/Special Assessment Millage	
Akron Township			All Property	\$146,554,258	
Akron-Fairgrove School District [Non-PRE]	\$18,557,525	Tuscola ISD	\$70,068,875	Fairgrove Library	\$70,068,875
Akron-Fairgrove School District [PRE]	\$26,220,350				
Akron-Fairgrove School District [Com. Personal]	\$18,600				
Akron-Fairgrove School District [Ind. Personal]	\$25,272,400				
	\$70,068,875				
Unionville-Sebewaing School District [Non-PRE]	\$27,014,533	Tuscola ISD	\$76,485,383		
Unionville-Sebewaing School District [PRE]	\$41,191,750				
Unionville-Sebewaing School District [Com. Personal]	\$323,400				
Unionville-Sebewaing School District [Ind. Personal]	\$7,955,700				
	\$76,485,383				
Almer Charter Township			All Property	\$80,177,015	
Akron-Fairgrove School District [Non-PRE]	\$461,534	Tuscola ISD	\$10,865,873	Fairgrove Library	\$10,865,873
Akron-Fairgrove School District [PRE]	\$10,298,939				
Akron-Fairgrove School District [Com. Personal]	\$105,400				
Akron-Fairgrove School District [Ind. Personal]	\$0				
	\$10,865,873				
Caro School District [Non-PRE]	\$14,699,033	Tuscola ISD	\$67,875,441	Caro Library	\$67,875,441
Caro School District [PRE]	\$52,829,408				
Caro School District [Com. Personal]	\$347,000				
Caro School District [Ind. Personal]	\$0				
	\$67,875,441				
Cass City School District [Non-PRE]	\$33,214	Tuscola ISD	\$1,435,701		
Cass City School District [PRE]	\$1,402,487				
Cass City School District [Com. Personal]	\$0				
Cass City School District [Ind. Personal]	\$0				
	\$1,435,701				
Arbela Township			All Property	\$93,432,073	
Frankenmuth School District [Non-PRE]	\$5,000	Tuscola ISD	\$385,954	Millington Arbela Library	\$93,432,073
Frankenmuth School District [PRE]	\$380,954			Police Millage	\$88,913,473
Frankenmuth School District [Com. Personal]	\$0				
Frankenmuth School District [Ind. Personal]	\$0				
	\$385,954				
Millington School District [Non-PRE]	\$13,365,249	Tuscola ISD	\$92,718,955		
Millington School District [PRE]	\$79,353,706				
Millington School District [Com. Personal]	\$0				
Millington School District [Ind. Personal]	\$0				
	\$92,718,955				
Vassar School District [Non-PRE]	\$12,600	Tuscola ISD	\$327,164		
Vassar School District [PRE]	\$314,564				
Vassar School District [Com. Personal]	\$0				
Vassar School District [Ind. Personal]	\$0				
	\$327,164				
Columbia Township			All Property	\$153,589,255	
Owendale-Gagetown School District [Non-PRE]	\$182,160	Tuscola ISD	\$5,171,781		
Owendale-Gagetown School District [PRE]	\$1,011,321				
Owendale-Gagetown School District [Com. Personal]	\$0				
Owendale-Gagetown School District [Ind. Personal]	\$3,978,300				
	\$5,171,781				
Akron-Fairgrove School District [Non-PRE]	\$176,900	Tuscola ISD	\$4,225,092	Fairgrove Library	\$4,225,092
Akron-Fairgrove School District [PRE]	\$1,590,592				
Akron-Fairgrove School District [Com. Personal]	\$0				
Akron-Fairgrove School District [Ind. Personal]	\$2,457,600				
	\$4,225,092				
Caro School District [Non-PRE]	\$34,700	Tuscola ISD	\$2,368,377		
Caro School District [PRE]	\$344,477				
Caro School District [Com. Personal]	\$0				
Caro School District [Ind. Personal]	\$1,989,200				
	\$2,368,377				
Cass City School District [Non-PRE]	\$1,230,914	Tuscola ISD	\$27,067,531		
Cass City School District [PRE]	\$7,258,717				
Cass City School District [Com. Personal]	\$0				
Cass City School District [Ind. Personal]	\$18,577,900				
	\$27,067,531				
Unionville-Sebewaing School District [Non-PRE]	\$12,690,282	Tuscola ISD	\$114,756,474		
Unionville-Sebewaing School District [PRE]	\$49,264,692				
Unionville-Sebewaing School District [Com. Personal]	\$36,700				
Unionville-Sebewaing School District [Ind. Personal]	\$52,764,800				
	\$114,756,474				
Dayton Township			All Property	\$73,103,496	
Kingston School District [Non-PRE]	\$7,875,377	Tuscola ISD	\$24,490,512	Mayville Library	\$73,103,496
Kingston School District [PRE]	\$16,615,135				
Kingston School District [Com. Personal]	\$0				
Kingston School District [Ind. Personal]	\$0				
	\$24,490,512				
Mayville School District [Non-PRE]	\$13,955,341	Tuscola ISD	\$48,612,984		
Mayville School District [PRE]	\$34,369,343				
Mayville School District [Com. Personal]	\$288,300				
Mayville School District [Ind. Personal]	\$0				
	\$48,612,984				

Tuscola County Taxable Values
as of 10.22.25

Denmark Township				All Property	\$130,748,392	Reese District Library	\$130,748,392
Frankenmuth School District [Non-PRE]	\$190,749	Tuscola ISD	\$1,065,246			VAAS	\$115,841,292
Frankenmuth School District [PRE]	\$874,497					Fire	\$78,981,870
Frankenmuth School District [Com. Personal]	\$0					Fire Equipment	\$78,981,870
Frankenmuth School District [Ind. Personal]	\$0						
	\$1,065,246						
Reese School District [Non-PRE]		Tuscola ISD	\$105,580,714				
Reese School District [PRE]	\$24,353,428						
Reese School District [Com. Personal]	\$80,784,886						
Reese School District [Ind. Personal]	\$442,400						
	\$0						
	\$105,580,714						
Vassar School District [Non-PRE]		Tuscola ISD	\$24,102,432				
Vassar School District [PRE]	\$3,007,695						
Vassar School District [Com. Personal]	\$21,094,737						
Vassar School District [Ind. Personal]	\$0						
	\$0						
	\$24,102,432						
Elkland Township				All Property	\$114,708,244	Rawson Library	\$114,708,244
Owendale-Gagetown School District [Non-PRE]	\$1,672,712	Huron ISD	\$5,321,014				
Owendale-Gagetown School District [PRE]	\$3,648,302						
Owendale-Gagetown School District [Com. Personal]	\$0						
Owendale-Gagetown School District [Ind. Personal]	\$0						
	\$5,321,014						
Cass City School District [Non-PRE]**		Tuscola ISD	\$109,387,230				
Cass City School District [PRE]**	\$31,626,053						
Cass City School District [Com. Personal]	\$75,651,377						
Cass City School District [Ind. Personal]**	\$1,945,500						
	\$164,300						
	\$109,387,230						
Ellington Township				All Property	\$54,320,738	Caro District Library	\$45,385,037
Caro School District [Non-PRE]	\$8,588,047	Tuscola ISD	\$45,385,037				
Caro School District [PRE]	\$36,796,990						
Caro School District [Com. Personal]	\$0						
Caro School District [Ind. Personal]	\$0						
	\$45,385,037						
Cass City School District [Non-PRE]		Tuscola ISD	\$8,935,701				
Cass City School District [PRE]	\$1,347,256						
Cass City School District [Com. Personal]	\$7,588,445						
Cass City School District [Ind. Personal]	\$0						
	\$0						
	\$8,935,701						
Elmwood Township				All Property	\$51,120,277	Rawson Library	\$51,120,277
Owendale-Gagetown School District [Non-PRE]	\$3,353,134	Huron ISD	\$20,371,037				
Owendale-Gagetown School District [PRE]	\$16,832,903						
Owendale-Gagetown School District [Com. Personal]	\$185,000						
Owendale-Gagetown School District [Ind. Personal]	\$0						
	\$20,371,037						
Cass City School District [Non-PRE]		Tuscola ISD	\$30,749,240				
Cass City School District [PRE]	\$2,585,645						
Cass City School District [Com. Personal]	\$28,163,595						
Cass City School District [Ind. Personal]	\$0						
	\$0						
	\$30,749,240						
Fairgrove Township				All Property	\$143,828,222	Fairgrove Library	\$142,629,769
Akron-Fairgrove School District [Non-PRE]	\$25,407,285	Tuscola ISD	\$142,629,769				
Akron-Fairgrove School District [PRE]	\$59,081,184						
Akron-Fairgrove School District [Com. Personal]	\$435,900						
Akron-Fairgrove School District [Ind. Personal]	\$57,705,400						
	\$142,629,769						
Caro School District [Non-PRE]		Tuscola ISD	\$662,248				
Caro School District [PRE]	\$98,578						
Caro School District [Com. Personal]	\$563,670						
Caro School District [Ind. Personal]	\$0						
	\$0						
	\$662,248						
Reese School District [Non-PRE]		Tuscola ISD	\$536,205				
Reese School District [PRE]	\$57,700						
Reese School District [Com. Personal]	\$478,505						
Reese School District [Ind. Personal]	\$0						
	\$0						
	\$536,205						
Fremont Township				All Property	\$103,764,732	Mayville Library	\$103,764,732
Caro School District [Non-PRE]	\$6,700	Tuscola ISD	\$139,236				
Caro School District [PRE]	\$132,536						
Caro School District [Com. Personal]	\$0						
Caro School District [Ind. Personal]	\$0						
	\$139,236						
Mayville School District [Non-PRE]		Tuscola ISD	\$103,625,496				
Mayville School District [PRE]	\$25,266,369						
Mayville School District [Com. Personal]	\$77,080,027						
Mayville School District [Ind. Personal]	\$1,279,100						
	\$0						
	\$103,625,496						

Tuscola County Taxable Values
as of 10.22.25

Gilford Township				All Property	\$123,291,370		
Akron-Fairgrove School District [Non-PRE]	\$8,984,985	Tuscola ISD	\$65,440,834			Fairgrove Library	\$65,440,834
Akron-Fairgrove School District [PRE]	\$24,176,149						
Akron-Fairgrove School District [Com. Personal]	\$0						
Akron-Fairgrove School District [Ind. Personal]	\$32,279,700						
	\$65,440,834						
Reese School District [Non-PRE]		Tuscola ISD	\$57,850,536			Reese Library	\$57,850,536
Reese School District [PRE]	\$8,183,079						
Reese School District [Com. Personal]	\$28,044,257						
Reese School District [Ind. Personal]	\$0						
	\$21,623,200						
	\$57,850,536						
Indianfields Township				All Property	\$80,396,607		
Caro School District [Non-PRE]	\$24,997,740	Tuscola ISD	\$80,396,607			Caro Transit Authority	\$80,396,607
Caro School District [PRE]	\$54,927,767					Caro District Library	\$80,396,607
Caro School District [Com. Personal]	\$471,100						
Caro School District [Ind. Personal]	\$0						
	\$80,396,607						
Juniata Township				All Property	\$93,708,896		
Akron-Fairgrove School District [Non-PRE]	\$1,611,689	Tuscola ISD	\$6,545,315			Bullard Sanford Library	\$63,245,220
Akron-Fairgrove School District [PRE]	\$3,442,226						
Akron-Fairgrove School District [Com. Personal]	\$0						
Akron-Fairgrove School District [Ind. Personal]	\$1,491,400						
	\$6,545,315						
Caro School District [Non-PRE]	\$3,891,958	Tuscola ISD	\$30,463,676			Caro District Library	\$30,463,676
Caro School District [PRE]	\$22,135,918						
Caro School District [Com. Personal]	\$0						
Caro School District [Ind. Personal]	\$4,435,800						
	\$30,463,676						
Reese School District [Non-PRE]	\$316,797	Tuscola ISD	\$3,259,314				
Reese School District [PRE]	\$1,463,917						
Reese School District [Com. Personal]	\$0						
Reese School District [Ind. Personal]	\$1,478,600						
	\$3,259,314						
Vassar School District [Non-PRE]	\$7,166,404	Tuscola ISD	\$53,440,591				
Vassar School District [PRE]	\$25,595,587						
Vassar School District [Com. Personal]	\$48,500						
Vassar School District [Ind. Personal]	\$20,630,100						
	\$53,440,591						
Kingston Township				All Property	\$52,628,223		Fire Millage \$43,989,995
Marlette School District [Non-PRE]	\$13,771	Sanilac ISD	\$766,329				
Marlette School District [PRE]	\$752,558						
Marlette School District [Com. Personal]	\$0						
Marlette School District [Ind. Personal]	\$0						
	\$766,329						
Cass City School District [Non-PRE]	\$2,395,467	Tuscola ISD	\$11,145,599				
Cass City School District [PRE]	\$8,750,132						
Cass City School District [Com. Personal]	\$0						
Cass City School District [Ind. Personal]	\$0						
	\$11,145,599						
Kingston School District [Non-PRE]	\$10,200,535	Tuscola ISD	\$40,716,295				
Kingston School District [PRE]	\$30,510,612						
Kingston School District [Com. Personal]	\$5,148						
Kingston School District [Ind. Personal]	\$0						
	\$40,716,295						
Koylton Township				All Property	\$65,053,967		
Marlette School District [Non-PRE]	\$5,079,000	Sanilac ISD	\$24,580,423				
Marlette School District [PRE]	\$19,162,523						
Marlette School District [Com. Personal]	\$338,900						
Marlette School District [Ind. Personal]	\$0						
	\$24,580,423						
Kingston School District [Non-PRE]	\$12,906,876	Tuscola ISD	\$40,473,544				
Kingston School District [PRE]	\$27,266,268						
Kingston School District [Com. Personal]	\$300,400						
Kingston School District [Ind. Personal]	\$0						
	\$40,473,544						

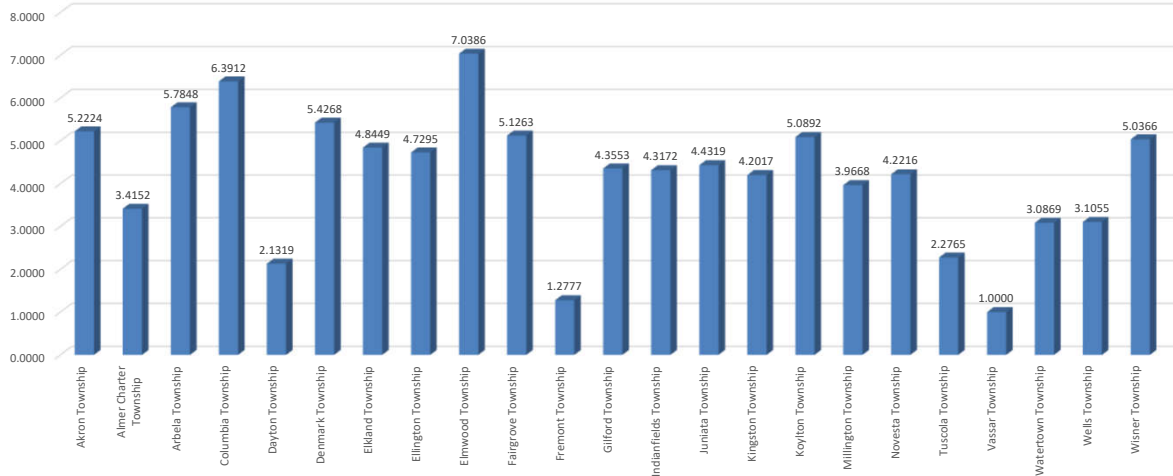
Tuscola County Taxable Values
as of 10.22.25

Millington Township						
Millington School District [Non-PRE]	\$29,910,335	Tuscola ISD	\$152,312,022	All Property	\$152,312,022	Millington Arbela Library \$152,312,022
Millington School District [PRE]	\$120,732,387					
Millington School District [Com. Personal]	\$943,000					
Millington School District [Ind. Personal]	\$726,300					Police Millage \$122,972,469
	\$152,312,022					
Novesta Township						
Cass City School District [Non-PRE]	\$10,703,443	Tuscola ISD	\$54,096,678	All Property	\$54,096,678	Rawson Library \$54,096,678
Cass City School District [PRE]	\$43,126,735					
Cass City School District [Com. Personal]	\$266,500					
Cass City School District [Ind. Personal]	\$0					
	\$54,096,678					
Tuscola Township						
Frankenmuth School District [Non-PRE]	\$9,699,093	Saginaw ISD	\$30,641,351	All Property	\$105,245,366	Fire \$90,363,216
Frankenmuth School District [PRE]	\$20,942,258					Bullard Sanford Library \$105,245,366
Frankenmuth School District [Com. Personal]	\$0					
Frankenmuth School District [Ind. Personal]	\$0					
	\$30,641,351					
Millington School District [Non-PRE]	\$1,231,100	Tuscola ISD	\$1,991,869			
Millington School District [PRE]	\$760,769					
Millington School District [Com. Personal]	\$0					
Millington School District [Ind. Personal]	\$0					
	\$1,991,869					
Vassar School District [Non-PRE]	\$12,735,549	Tuscola ISD	\$72,612,146			
Vassar School District [PRE]	\$58,242,697					
Vassar School District [Com. Personal]	\$894,300					
Vassar School District [Ind. Personal]	\$739,600					
	\$72,612,146					
Vassar Township						
Mayville School District [Non-PRE]	\$243,274	Tuscola ISD	\$311,640	All Property	\$123,803,634	Bullard Sanford Library \$123,803,634
Mayville School District [PRE]	\$68,366					
Mayville School District [Com. Personal]	\$0					
Mayville School District [Ind. Personal]	\$0					
	\$311,640					
Millington School District [Non-PRE]	\$5,402,888	Tuscola ISD	\$15,243,318			
Millington School District [PRE]	\$9,840,430					
Millington School District [Com. Personal]	\$0					
Millington School District [Ind. Personal]	\$0					
	\$15,243,318					
Vassar School District [Non-PRE]	\$28,319,951	Tuscola ISD	\$108,248,676			
Vassar School District [PRE]	\$78,844,055					
Vassar School District [Com. Personal]	\$1,050,620					
Vassar School District [Ind. Personal]	\$34,050					
	\$108,248,676					
Watertown Township						
Mayville School District [Non-PRE]	\$10,609,491	Tuscola ISD	\$46,801,808	All Property	\$75,027,388	
Mayville School District [PRE]	\$36,122,647					
Mayville School District [Com. Personal]	\$69,670					
Mayville School District [Ind. Personal]	\$0					
	\$46,801,808					
Millington School District [Non-PRE]	\$6,598,973	Tuscola ISD	\$28,225,580			
Millington School District [PRE]	\$21,619,547					
Millington School District [Com. Personal]	\$0					
Millington School District [Ind. Personal]	\$7,060					
	\$28,225,580					
Wells Township						
Caro School District [Non-PRE]	\$6,839,590	Tuscola ISD	\$30,034,919	All Property	\$61,078,843	Caro District Library \$30,034,919
Caro School District [PRE]	\$22,183,129					
Caro School District [Com. Personal]	\$0					
Caro School District [Ind. Personal]	\$1,012,200					
	\$30,034,919					
Cass City School District [Non-PRE]	\$1,168,110	Tuscola ISD	\$3,827,202			
Cass City School District [PRE]	\$2,659,092					
Cass City School District [Com. Personal]	\$0					
Cass City School District [Ind. Personal]	\$0					
	\$3,827,202					
Kingston School District [Non-PRE]	\$7,049,464	Tuscola ISD	\$27,216,722			
Kingston School District [PRE]	\$20,163,558					
Kingston School District [Com. Personal]	\$0					
Kingston School District [Ind. Personal]	\$3,700					
	\$27,216,722					

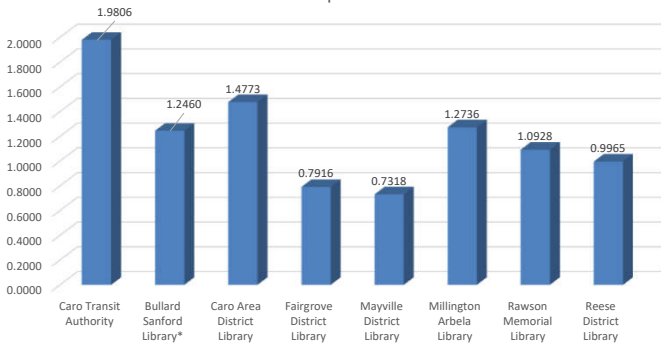
Tuscola County Taxable Values
as of 10.22.25

Wisner Township						
Akron-Fairgrove School District [Non-PRE]	\$4,152,032	Tuscola ISD	\$18,769,583	All Property	\$36,812,612	Fairgrove Library \$18,769,583
Akron-Fairgrove School District [PRE]	\$13,951,151					
Akron-Fairgrove School District [Com. Personal]	\$77,500					
Akron-Fairgrove School District [Ind. Personal]	\$588,900					
	\$18,769,583					
Unionville-Sebewaing School District [Non-PRE]	\$3,691,355	Tuscola ISD	\$18,043,029			
Unionville-Sebewaing School District [PRE]	\$14,260,074					
Unionville-Sebewaing School District [Com. Personal]	\$91,600					
Unionville-Sebewaing School District [Ind. Personal]	\$0					
	\$18,043,029					
City of Caro						
Caro School District [Non-PRE]	\$53,759,755	Tuscola ISD	\$105,544,244	All Property	\$105,544,244	Caro District Library \$105,544,244
Caro School District [PRE]	\$47,818,423					Caro Transit Authority \$105,544,244
Caro School District [Com. Personal]	\$3,909,425					
Caro School District [Ind. Personal]	\$56,641					
	\$105,544,244					
City of Vassar						
Vassar School District [Non-PRE]	\$24,895,754	Tuscola ISD	\$61,815,244	All Property	\$61,815,244	Bullard Sanford Library \$61,815,244
Vassar School District [PRE]	\$34,512,090					
Vassar School District [Com. Personal]	\$2,407,400					
Vassar School District [Ind. Personal]	\$0					
	\$61,815,244					
Village of Akron - Akron Twp.	\$5,021,220					
Village of Akron - Fairgrove Twp.	\$3,035,399					
Village of Cass City**	\$62,909,208					
Village of Fairgrove	\$9,336,268					
Village of Gagetown	\$4,416,859					
Village of Kingston - Kingston Twp.	\$6,272,344	real only	\$5,700,145			
Village of Kingston - Koylton Twp.	\$1,849,403	real only	\$1,452,203			
Village of Mayville	\$20,933,959	real only	\$19,028,259			
Village of Millington	\$24,963,253	real only	\$22,789,253			
Village of Reese/Fire Apparatus Special	\$38,259,422	real only	\$36,859,422			
Village of Unionville	\$11,461,085					

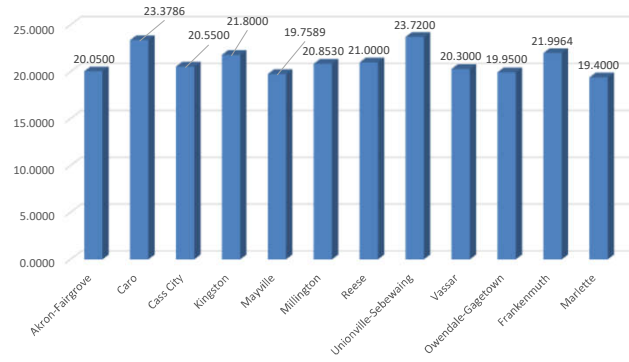
Township Total Millage Rate Comparison



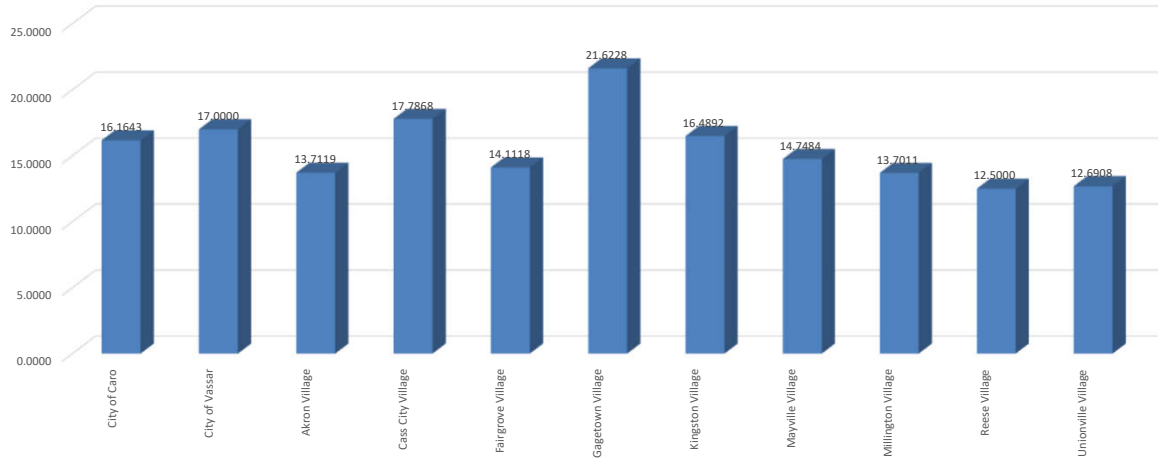
Library & Authority Total Millage Rate Comparison



School District Non-Homestead Millage Rate Comparison



City & Village Total Millage Rate Comparison



Akron Township (001)

2025 Ad Valorem Taxes

Taxing Entity	Name	Purpose of Tax	Amount of Tax Mills	2025 Taxable Valuation	Estimate of Tax Dollars	Total Tax Mills	Total Est. Tax Dollars
County	Tuscola	Operating	3.9141	\$146,554,258	\$573,628	8.5121	\$1,247,484
		Bridge/Streets	0.4807		\$70,449		
		Senior Citizens	0.3200		\$46,897		
		Medical Care	0.2500		\$36,639		
		Road Patrol	1.3300		\$194,917		
		Roads/Streets	0.9657		\$141,527		
		Mosquito	0.6316		\$92,564		
		Recycling	0.1500		\$21,983		
		Veterans	0.1700		\$24,914		
		MSU Extension	0.1000		\$14,655		
		Senior Meals	0.2000		\$29,311		
Township	Akron	Operating	1.4038	\$146,554,258	\$205,733	5.2224	\$765,365
		Emergency Svcs.	0.9994		\$146,466		
		Blacktop	1.8730		\$274,496		
		Roads	0.9462		\$138,670		
Village	Akron	Operating	10.7475	\$5,021,220	\$53,966	13.7119	\$68,850
		Hydrants	1.9773		\$9,928		
		Streets	0.9871		\$4,956		
School District	Akron-Fairgrove	Total Non-PRE	20.0500	\$18,557,525	\$372,078		\$477,788
		Total PRE	2.0500	\$26,220,350	\$53,752		
		Total Com Personal	8.0500		\$18,600	\$150	
		Total Ind Personal	2.0500		\$25,272,400	\$51,808	
		TOTAL COMBINED			\$70,068,875		
School District	Unionville-Sebewaing	Total Non-PRE	23.7200	\$27,014,533	\$640,785		\$925,698
		Total PRE	5.7200	\$41,191,750	\$235,617		
		Total Com Personal	11.7200		\$323,400	\$3,790	
		Total Ind Personal	5.7200		\$7,955,700	\$45,507	
		TOTAL COMBINED			\$76,485,383		
Interm. School	Tuscola ISD	Operating	0.1411	\$146,554,258	\$20,679	4.2409	\$621,522
		Extra Voted	4.0998		\$600,843		
State Education	Michigan	State Education Tax	6.0000	\$113,326,158			\$679,957
Library	Fairgrove	Operating & Ex Voted	0.7916	\$70,068,875			\$55,467

Totals for Taxable Status by School District			
	Summer	Winter	Total
Akron-Fairgrove School District [Non-PRE]	9.9141	34.9029	44.8170
Akron-Fairgrove School District [PRE]	9.9141	16.9029	26.8170
Akron-Fairgrove School District [Com. Personal]	9.9141	22.9029	32.8170
Akron-Fairgrove School District [Ind. Personal]	3.9141	16.9029	20.8170
Unionville-Sebewaing School District [Non-PRE]	9.9141	37.7813	47.6954
Unionville-Sebewaing School District [PRE]	9.9141	19.7813	29.6954
Unionville-Sebewaing School District [Com. Personal]	9.9141	25.7813	35.6954
Unionville-Sebewaing School District [Ind. Personal]	3.9141	19.7813	23.6954

Akron Village Properties Only			
	Summer	Winter	Total
Akron-Fairgrove School District [Non-PRE]	23.6260	34.9029	58.5289
Akron-Fairgrove School District [PRE]	23.6260	16.9029	40.5289
Akron-Fairgrove School District [Com. Personal]	23.6260	22.9029	46.5289
Akron-Fairgrove School District [Ind. Personal]	17.6260	16.9029	34.5289

Almer Township (002)

2025 Ad Valorem Taxes

Taxing Entity	Name	Purpose of Tax	Amount of Tax Mills	2025 Taxable Valuation	Estimate of Tax Dollars	Total Tax Mills	Total Est. Tax Dollars
County	Tuscola	Operating	3.9141	\$80,177,015	\$313,821	8.5121	\$682,475
		Bridge/Streets	0.4807		\$38,541		
		Senior Citizens	0.3200		\$25,657		
		Medical Care	0.2500		\$20,044		
		Road Patrol	1.3300		\$106,635		
		Roads/Streets	0.9657		\$77,427		
		Mosquito	0.6316		\$50,640		
		Recycling	0.1500		\$12,027		
		Veterans	0.1700		\$13,630		
		MSU Extension	0.1000		\$8,018		
	Senior Meals	0.2000	\$16,035				
Township	Almer	Operating	1.4360	\$80,177,015	\$115,134	3.4152	\$273,821
		Roads	0.9869		\$79,127		
		Roads	0.9923		\$79,560		
Township Special Assessments	Almer					0.0000	\$0
School District	Akron-Fairgrove	Total Non-PRE	20.0500	\$461,534	\$9,254		\$31,215
		Total PRE	2.0500	\$10,298,939	\$21,113		
		Total Com Personal	8.0500	\$105,400	\$848		
		Total Ind Personal	2.0500	\$0	\$0		
		TOTAL COMBINED		\$10,865,873			
School District	Caro	Total Non-PRE	23.3786	\$14,699,033	\$343,643		\$643,436
		Total PRE	5.6000	\$52,829,408	\$295,845		
		Total Com Personal	11.3786	\$347,000	\$3,948		
		Total Ind Personal	5.6000	\$0	\$0		
		TOTAL COMBINED		\$67,875,441			
School District	Cass City	Total Non-PRE	20.5500	\$33,214	\$683		\$4,259
		Total PRE	2.5500	\$1,402,487	\$3,576		
		Total Com Personal	8.5500	\$0	\$0		
		Total Ind Personal	2.5500	\$0	\$0		
		TOTAL COMBINED		\$1,435,701			
Interm. School	Tuscola ISD	Operating	0.1411	\$80,177,015	\$11,313	4.2409	\$340,023
		Extra Voted	4.0998		\$328,710		
State Education	Michigan	State Education Tax	6.0000	\$80,177,015			\$481,062
Library	Fairgrove	Operating & Ex Voted	0.7916	\$10,865,873			\$8,601
Library	Caro District	Operating & Ex Voted	1.4773	\$67,875,441			\$100,272
Authority	Caro Transit	Operating & Ex Voted	1.9806	\$80,177,015			\$158,799

Totals for Taxable Status by School District	Summer	Winter	Total
Akron-Fairgrove School District [Non-PRE]	9.9141	35.0763	44.9904
Akron-Fairgrove School District [PRE]	9.9141	17.0763	26.9904
Akron-Fairgrove School District [Com. Personal]	9.9141	23.0763	32.9904
Akron-Fairgrove School District [Ind. Personal]	3.9141	17.0763	20.9904
Caro School District [Non-PRE]	9.9141	39.0906	49.0047
Caro School District [PRE]	9.9141	21.3120	31.2261
Caro School District [Com. Personal]	9.9141	27.0906	37.0047
Caro School District [Ind. Personal]	3.9141	21.3120	25.2261
Cass City School District [Non-PRE]	9.9141	34.7847	44.6988
Cass City School District [PRE]	9.9141	16.7847	26.6988
Cass City School District [Com. Personal]	9.9141	22.7847	32.6988
Cass City School District [Ind. Personal]	3.9141	16.7847	20.6988

Arbela Township (003)

2025 Ad Valorem Taxes

Taxing Entity	Name	Purpose of Tax	Amount of Tax Mills	2025 Taxable Valuation	Estimate of Tax Dollars	Total Tax Mills	Total Est. Tax Dollars
County	Tuscola	Operating	3.9141	\$93,432,073	\$365,702	8.5121	\$795,303
		Bridge/Streets	0.4807		\$44,913		
		Senior Citizens	0.3200		\$29,898		
		Medical Care	0.2500		\$23,358		
		Road Patrol	1.3300		\$124,265		
		Roads/Streets	0.9657		\$90,227		
		Mosquito	0.6316		\$59,012		
		Recycling	0.1500		\$14,015		
		Veterans	0.1700		\$15,883		
		MSU Extension	0.1000		\$9,343		
Senior Meals	0.2000	\$18,686					
Township	Arbela	Operating	1.3202	\$93,432,073	\$123,349	3.7848	\$353,622
		Roads	0.9912		\$92,610		
		Roads	0.9823		\$91,778		
		Fire Equipment	0.4911		\$45,884		
Township Special Assessments	Arbela	Police	2.0000	\$88,913,473	\$177,827	2.0000	\$177,827
School District	Frankenmuth	Total Non-PRE	21.9964	\$5,000	\$110		\$1,632
		Total PRE	3.9964	\$380,954	\$1,522		
		Total Com Personal	9.9964	\$0	\$0		
		Total Ind Personal	3.9964	\$0	\$0		
		TOTAL COMBINED		\$385,954	\$0		
School District	Millington	Total Non-PRE	20.8530	\$13,365,249	\$278,706		\$505,102
		Total PRE	2.8530	\$79,353,706	\$226,396		
		Total Com Personal	8.8530	\$0	\$0		
		Total Ind Personal	2.8530	\$0	\$0		
		TOTAL COMBINED		\$92,718,955	\$0		
School District	Vassar	Total Non-PRE	20.3000	\$12,600	\$256		\$979
		Total PRE	2.3000	\$314,564	\$723		
		Total Com Personal	8.3000	\$0	\$0		
		Total Ind Personal	2.3000	\$0	\$0		
		TOTAL COMBINED		\$327,164	\$0		
Interm. School	Saginaw	Operating	0.1452	\$385,954	\$56	4.6438	\$1,792
		Extra Voted	4.4986		\$1,736		
Interm. School	Tuscola	Operating	0.1411	\$93,046,119	\$13,129	4.2409	\$394,599
		Extra Voted	4.0998		\$381,470		
State Education	Michigan	State Education Tax	6.0000	\$93,432,073			\$560,592
Library	Millington-Arbela	Operating & Ex Voted	1.2736	\$93,432,073			\$118,995

Totals for Taxable Status by School District	Summer	Winter	Total
Frankenmuth School District [Non-PRE]	9.9141	36.2966	46.2107
Frankenmuth School District [PRE]	9.9141	18.2966	28.2107
Frankenmuth School District [Com. Personal]	9.9141	24.2966	34.2107
Frankenmuth School District [Ind. Personal]	3.9141	18.2966	22.2107
Millington School District [Non-PRE]	9.9141	34.7503	44.6644
Millington School District [PRE]	9.9141	16.7503	26.6644
Millington School District [Com. Personal]	9.9141	22.7503	32.6644
Millington School District [Ind. Personal]	3.9141	16.7503	20.6644
Vassar School District [Non-PRE]	9.9141	34.1973	44.1114
Vassar School District [PRE]	9.9141	16.1973	26.1114
Vassar School District [Com. Personal]	9.9141	22.1973	32.1114
Vassar School District [Ind. Personal]	3.9141	16.1973	20.1114

Columbia Township (004)

2025 Ad Valorem Taxes

Taxing Entity	Name	Purpose of Tax	Amount of Tax Mills	2025 Taxable Valuation	Estimate of Tax Dollars	Total Tax Mills	Total Est. Tax Dollars		
County	Tuscola	Operating	3.9141	\$153,589,255	\$601,164	8.5121	\$1,307,367		
		Bridge/Streets	0.4807		\$73,830				
		Senior Citizens	0.3200		\$49,149				
		Medical Care	0.2500		\$38,397				
		Road Patrol	1.3300		\$204,274				
		Roads/Streets	0.9657		\$148,321				
		Mosquito	0.6316		\$97,007				
		Recycling	0.1500		\$23,038				
		Veterans	0.1700		\$26,110				
		MSU Extension	0.1000		\$15,359				
Senior Meals	0.2000	\$30,718							
Township	Columbia	Operating	1.4106	\$153,589,255	\$216,653	6.3912	\$981,620		
		Roads	1.4927		\$229,263				
		Emergency Svcs.	0.9952		\$152,852				
		Roads	1.4927		\$229,263				
		Library	1.0000		\$153,589				
Township Special Assessments	Columbia				0.0000	\$0			
Village	Unionville	Operating	10.6908	\$11,461,085	\$122,528	12.6908	\$145,450		
		Streets/Sidewalks	2.0000		\$22,922				
School District	Owendale-Gagetown	Total Non-PRE	19.9500	\$182,160	\$3,634		\$13,364		
		Total PRE	1.9500					\$1,011,321	\$1,972
		Total Com Personal	7.9500					\$0	\$0
		Total Ind Personal	1.9500					\$3,978,300	\$7,758
		TOTAL COMBINED						\$5,171,781	
School District	Akron-Fairgrove	Total Non-PRE	20.0500	\$176,900	\$3,547		\$11,846		
		Total PRE	2.0500					\$1,590,592	\$3,261
		Total Com Personal	8.0500					\$0	\$0
		Total Ind Personal	2.0500					\$2,457,600	\$5,038
		TOTAL COMBINED						\$4,225,092	
School District	Caro	Total Non-PRE	23.3786	\$34,700	\$811		\$13,880		
		Total PRE	5.6000					\$344,477	\$1,929
		Total Com Personal	11.3786					\$0	\$0
		Total Ind Personal	5.6000					\$1,989,200	\$11,140
		TOTAL COMBINED						\$2,368,377	
School District	Cass City	Total Non-PRE	20.5500	\$1,230,914	\$25,295		\$91,179		
		Total PRE	2.5500					\$7,258,717	\$18,510
		Total Com Personal	8.5500					\$0	\$0
		Total Ind Personal	2.5500					\$18,577,900	\$47,374
		TOTAL COMBINED						\$27,067,531	
School District	Unionville-Sebewaing	Total Non-PRE	23.7200	\$12,690,282	\$301,013		\$885,052		
		Total PRE	5.7200					\$49,264,692	\$281,794
		Total Com Personal	11.7200					\$36,700	\$430
		Total Ind Personal	5.7200					\$52,764,800	\$301,815
		TOTAL COMBINED						\$114,756,474	
Interm. School	Huron ISD	Operating	0.1169	\$5,171,781	\$605	4.8286	\$24,972		
		Extra Voted	4.7117					\$24,368	
Interm. School	Tuscola ISD	Operating	0.1411	\$148,417,474	\$20,942	4.2409	\$629,424		
		Extra Voted	4.0998					\$608,482	
State Education	Michigan	State Education Tax	6.0000	\$73,821,455			\$442,929		
Library	Fairgrove	Operating & Extra Voted	0.7916	\$4,225,092			\$3,345		

Columbia Township (004)

2025 Ad Valorem Taxes

Totals for Taxable Status by School District	Summer	Winter	Total
Owendale-Gagetown School District [Non-PRE]	9.9141	35.7678	45.6819
Owendale-Gagetown School District [PRE]	9.9141	17.7678	27.6819
Owendale-Gagetown School District [Com. Personal]	9.9141	23.7678	33.6819
Owendale-Gagetown School District [Ind. Personal]	3.9141	17.7678	21.6819
Akron-Fairgrove School District [Non-PRE]	9.9141	36.0717	45.9858
Akron-Fairgrove School District [PRE]	9.9141	18.0717	27.9858
Akron-Fairgrove School District [Com. Personal]	9.9141	24.0717	33.9858
Akron-Fairgrove School District [Ind. Personal]	3.9141	18.0717	21.9858
Caro School District [Non-PRE]	9.9141	38.6087	48.5228
Caro School District [PRE]	9.9141	20.8301	30.7442
Caro School District [Com. Personal]	9.9141	26.6087	36.5228
Caro School District [Ind. Personal]	3.9141	20.8301	24.7442
Cass City School District [Non-PRE]	9.9141	35.7801	45.6942
Cass City School District [PRE]	9.9141	17.7801	27.6942
Cass City School District [Com. Personal]	9.9141	23.7801	33.6942
Cass City School District [Ind. Personal]	3.9141	17.7801	21.6942
Unionville-Sebewaing School District [Non-PRE]	9.9141	38.9501	48.8642
Unionville-Sebewaing School District [PRE]	9.9141	20.9501	30.8642
Unionville-Sebewaing School District [Com. Personal]	9.9141	26.9501	36.8642
Unionville-Sebewaing School District [Ind. Personal]	3.9141	20.9501	24.8642

Unionville Village Properties Only

Unionville-Sebewaing School District [Non-PRE]	22.6049	38.9501	61.5550
Unionville-Sebewaing School District [PRE]	22.6049	20.9501	43.5550
Unionville-Sebewaing School District [Com. Personal]	22.6049	26.9501	49.5550
Unionville-Sebewaing School District [Ind. Personal]	16.6049	20.9501	37.5550

Dayton Township (005)

2025 Ad Valorem Taxes

Taxing Entity	Name	Purpose of Tax	Amount of Tax Mills	2025 Taxable Valuation	Estimate of Tax Dollars	Total Tax Mills	Total Est. Tax Dollars
County	Tuscola	Operating	3.9141	\$73,103,496	\$286,134	8.5121	\$622,264
		Bridge/Streets	0.4807		\$35,141		
		Senior Citizens	0.3200		\$23,393		
		Medical Care	0.2500		\$18,276		
		Road Patrol	1.3300		\$97,228		
		Roads/Streets	0.9657		\$70,596		
		Mosquito	0.6316		\$46,172		
		Recycling	0.1500		\$10,966		
		Veterans	0.1700		\$12,428		
		MSU Extension	0.1000		\$7,310		
	Senior Meals	0.2000	\$14,621				
Township	Dayton	Operating	1.1833	\$73,103,496	\$86,503	2.1319	\$155,849
		Roads	0.9486		\$69,346		
Township Special Assessments	Dayton					0.0000	\$0
School District	Kingston	Total Non-PRE	21.8000	\$7,875,377	\$171,683		\$234,821
		Total PRE	3.8000	\$16,615,135	\$63,138		
		Total Com Personal	9.8000	\$0	\$0		
		Total Ind Personal	3.8000	\$0	\$0		
		TOTAL COMBINED		\$24,490,512			
School District	Mayville	Total Non-PRE	19.7589	\$13,955,341	\$275,742		\$401,709
		Total PRE	3.6000	\$34,369,343	\$123,730		
		Total Com Personal	7.7589	\$288,300	\$2,237		
		Total Ind Personal	3.6000	\$0	\$0		
		TOTAL COMBINED		\$48,612,984			
Interm. School	Tuscola ISD	Operating	0.1411	\$73,103,496	\$10,315	4.2409	\$310,025
		Extra Voted	4.0998		\$299,710		
State Education	Michigan	State Education Tax	6.0000	\$73,103,496			\$438,621
Library	Mayville	Operating & Ex Voted	0.7318	\$73,103,496			\$53,497

Totals for Taxable Status by School District	Summer	Winter	Total
Kingston School District [Non-PRE]	9.9141	33.5026	43.4167
Kingston School District [PRE]	9.9141	15.5026	25.4167
Kingston School District [Com. Personal]	9.9141	21.5026	31.4167
Kingston School District [Ind. Personal]	3.9141	15.5026	19.4167
Mayville School District [Non-PRE]	9.9141	31.4615	41.3756
Mayville School District [PRE]	9.9141	15.3026	25.2167
Mayville School District [Com. Personal]	9.9141	19.4615	29.3756
Mayville School District [Ind. Personal]	3.9141	15.3026	19.2167

Denmark Township (006)

2025 Ad Valorem Taxes

Taxing Entity	Name	Purpose of Tax	Amount of Tax Mills	2025 Taxable Valuation	Estimate of Tax Dollars	Total Tax Mills	Total Est. Tax Dollars
County	Tuscola	Operating	3.9141	\$130,748,392	\$511,762	8.5121	\$1,112,943
		Bridge/Streets	0.4807		\$62,851		
		Senior Citizens	0.3200		\$41,839		
		Medical Care	0.2500		\$32,687		
		Road Patrol	1.3300		\$173,895		
		Roads/Streets	0.9657		\$126,264		
		Mosquito	0.6316		\$82,581		
		Recycling	0.1500		\$19,612		
		Veterans	0.1700		\$22,227		
		MSU Extension	0.1000		\$13,075		
		Senior Meals	0.2000		\$26,150		
Township	Denmark	Operating	1.4518	\$130,748,392	\$189,821	3.4518	\$451,317
		Roads	1.0000		\$130,748		
		Roads	1.0000		\$130,748		
Township Special Assessments	Denmark	Fire	1.0000	\$115,841,292	\$115,841	1.9750	\$210,967
		VAAS	0.3500	\$130,748,392	\$45,762		
		Fire Equipment	0.6250	\$78,981,870	\$49,364		
Village	Reese	Operating	10.5000	\$38,259,422	\$401,724	10.5000	\$401,724
Village Special Assessments	Reese	Fire Apparatus	1.5000	\$36,859,422	\$55,289	2.0000	\$74,419
		Sidewalks	0.5000	\$38,259,422	\$19,130		
School District	Frankenmuth	Total Non-PRE	21.9964	\$190,749	\$4,196		\$7,691
		Total PRE	3.9964	\$874,497	\$3,495		
		Total Com Personal	9.9964	\$0	\$0		
		Total Ind Personal	3.9964	\$0	\$0		
		TOTAL COMBINED		\$1,065,246			
School District	Reese	Total Non-PRE	21.0000	\$24,353,428	\$511,422		\$757,758
		Total PRE	3.0000	\$80,784,886	\$242,355		
		Total Com Personal	9.0000	\$442,400	\$3,982		
		Total Ind Personal	3.0000	\$0	\$0		
		TOTAL COMBINED		\$105,580,714			
School District	Vassar	Total Non-PRE	20.3000	\$3,007,695	\$61,056		\$109,574
		Total PRE	2.3000	\$21,094,737	\$48,518		
		Total Com Personal	8.3000	\$0	\$0		
		Total Ind Personal	2.3000	\$0	\$0		
		TOTAL COMBINED		\$24,102,432			
Interm. School	Saginaw ISD	Operating	0.1452	\$1,065,246	\$155	4.6438	\$4,947
		Extra Voted	4.4986		\$4,792		
Interm. School	Tuscola ISD	Operating	0.1411	\$129,683,146	\$18,298	4.2409	\$549,973
		Extra Voted	4.0998		\$531,675		
State Education	Michigan	State Education Tax	6.0000	\$130,748,392			\$784,490
Library	Reese District	Operating & Ex Voted	0.9965	\$130,748,392			\$130,291

Totals for Taxable Status by School District	Summer	Winter	Total
Frankenmuth School District [Non-PRE]	9.9141	35.6865	45.6006
Frankenmuth School District [PRE]	9.9141	17.6865	27.6006
Frankenmuth School District [Com. Personal]	9.9141	23.6865	33.6006
Frankenmuth School District [Ind. Personal]	3.9141	17.6865	21.6006
Reese School District [Non-PRE]	9.9141	34.2872	40.2872
Reese School District [PRE]	9.9141	16.2872	26.2013
Reese School District [Com. Personal]	9.9141	22.2872	32.2013
Reese School District [Ind. Personal]	3.9141	16.2872	20.2013

Denmark Township (006)**2025 Ad Valorem Taxes**

Vassar School District [Non-PRE]	9.9141	33.5872	39.5872
Vassar School District [PRE]	9.9141	15.5872	25.5013
Vassar School District [Com. Personal]	9.9141	21.5872	31.5013
Vassar School District [Ind. Personal]	3.9141	15.5872	19.5013

Reese Village Properties Only

Reese School District [Non-PRE]	20.4141	34.2872	54.7013
Reese School District [PRE]	20.4141	16.2872	36.7013
Reese School District [Com. Personal]	20.4141	22.2872	42.7013
Reese School District [Ind. Personal]	14.4141	16.2872	30.7013

Elkland Township (007)

2025 Ad Valorem Taxes

Taxing Entity	Name	Purpose of Tax	Amount of Tax Mills	2025 Taxable Valuation	Estimate of Tax Dollars	Total Tax Mills	Total Est. Tax Dollars		
County	Tuscola	Operating	3.9141	\$114,708,244	\$448,980	8.5121	\$976,408		
		Bridge/Streets	0.4807		\$55,140				
		Senior Citizens	0.3200		\$36,707				
		Medical Care	0.2500		\$28,677				
		Road Patrol	1.3300		\$152,562				
		Roads/Streets	0.9657		\$110,774				
		Mosquito	0.6316		\$72,450				
		Recycling	0.1500		\$17,206				
		Veterans	0.1700		\$19,500				
		MSU Extension	0.1000		\$11,471				
Senior Meals	0.2000	\$22,942							
Township	Elkland	Operating	1.6218	\$114,708,244	\$186,034	4.8449	\$555,750		
		Fire/Ambulance	0.9898		\$113,538				
		Roads	0.9898		\$113,538				
		Roads	1.2435		\$142,640				
Township Special Assessments	Elkland					0.0000	\$0		
Village	Cass City	Operating	12.2246	\$62,909,208	\$769,040	17.7868	\$1,118,954		
		Streets	4.8822		\$307,135				
		Landfill	*						
		Promotions	0.6800		\$42,778				
School District	Owendale-Gagetown	Total Non-PRE	19.9500	\$1,672,712	\$33,371		\$40,485		
		Total PRE	1.9500					\$3,648,302	\$7,114
		Total Com Personal	7.9500					\$0	\$0
		Total Ind Personal	1.9500					\$0	\$0
		TOTAL COMBINED						\$5,321,014	
School District	Cass City	Total Non-PRE	20.5500	\$31,626,053	\$649,915		\$859,879		
		Total PRE	2.5500					\$75,651,377	\$192,911
		Total Com Personal	8.5500					\$1,945,500	\$16,634
		Total Ind Personal	2.5500					\$164,300	\$419
		TOTAL COMBINED						\$109,387,230	
Interm. School	Huron ISD	Operating	0.1169	\$5,321,014	\$622	4.8286	\$25,693		
		Extra Voted	4.7117		\$25,071				
Interm. School	Tuscola ISD	Operating	0.1411	\$109,387,230	\$15,435	4.2409	\$463,900		
		Extra Voted	4.0998		\$448,466				
State Education	Michigan	State Education Tax	6.0000	\$114,543,944			\$687,264		
Library	Rawson	Operating & Ex Voted	1.0928	\$114,708,244			\$125,353		

Totals for Taxable Status by School District	Summer	Winter	Total
Owendale-Gagetown School District [Non-PRE]	9.9141	35.3143	45.2284
Owendale-Gagetown School District [PRE]	9.9141	17.3143	27.2284
Owendale-Gagetown School District [Com. Personal]	9.9141	23.3143	33.2284
Owendale-Gagetown School District [Ind. Personal]	3.9141	17.3143	21.2284
Cass City School District [Non-PRE]	9.9141	35.3266	45.2407
Cass City School District [PRE]	9.9141	17.3266	27.2407
Cass City School District [Com. Personal]	9.9141	23.3266	33.2407
Cass City School District [Ind. Personal]	3.9141	17.3266	21.2407

Cass City Village Properties Only

Cass City School District [Non-PRE]	27.7009	35.3266	63.0275
Cass City School District [PRE]	27.7009	17.3266	45.0275
Cass City School District [Com. Personal]	27.7009	23.3266	51.0275
Cass City School District [Ind. Personal]	21.7009	17.3266	39.0275

Ellington Township (008)

2025 Ad Valorem Taxes

Taxing Entity	Name	Purpose of Tax	Amount of Tax Mills	2025 Taxable Valuation	Estimate of Tax Dollars	Total Tax Mills	Total Est. Tax Dollars
County	Tuscola	Operating	3.9141	\$54,320,738	\$212,617	8.5121	\$462,384
		Bridge/Streets	0.4807		\$26,112		
		Senior Citizens	0.3200		\$17,383		
		Medical Care	0.2500		\$13,580		
		Road Patrol	1.3300		\$72,247		
		Roads/Streets	0.9657		\$52,458		
		Mosquito	0.6316		\$34,309		
		Recycling	0.1500		\$8,148		
		Veterans	0.1700		\$9,235		
		MSU Extension	0.1000		\$5,432		
	Senior Meals	0.2000	\$10,864				
Township	Ellington	Operating	1.2705	\$54,320,738	\$69,014	4.7295	\$256,910
		Roads	2.9590		\$160,735		
		Fire	0.5000		\$27,160		
Township Special Assessments	Ellington				0.0000	\$0	
School District	Caro	Total Non-PRE	23.3786	\$8,588,047	\$200,777		\$406,840
		Total PRE	5.6000	\$36,796,990	\$206,063		
		Total Com Personal	11.3786	\$0	\$0		
		Total Ind Personal	5.6000	\$0	\$0		
		TOTAL COMBINED		\$45,385,037			
School District	Cass City	Total Non-PRE	20.5500	\$1,347,256	\$27,686		\$47,037
		Total PRE	2.5500	\$7,588,445	\$19,351		
		Total Com Personal	8.5500	\$0	\$0		
		Total Ind Personal	2.5500	\$0	\$0		
		TOTAL COMBINED		\$8,935,701			
Interm. School	Tuscola ISD	Operating	0.1411	\$54,320,738	\$7,665	4.2409	\$230,369
		Extra Voted	4.0998		\$222,704		
State Education	Michigan	State Education Tax	6.0000	\$54,320,738			\$325,924
Library	Caro District	Operating & Ex Voted	1.4773	\$45,385,037			\$67,047

Totals for Taxable Status by School District	Summer	Winter	Total
Caro School District [Non-PRE]	9.9141	38.4243	48.3384
Caro School District [PRE]	9.9141	20.6457	30.5598
Caro School District [Com. Personal]	9.9141	26.4243	36.3384
Caro School District [Ind. Personal]	3.9141	20.6457	24.5598
Cass City School District [Non-PRE]	9.9141	34.1184	44.0325
Cass City School District [PRE]	9.9141	16.1184	26.0325
Cass City School District [Com. Personal]	9.9141	22.1184	32.0325
Cass City School District [Ind. Personal]	3.9141	16.1184	20.0325

Elmwood Township (009)

2025 Ad Valorem Taxes

Taxing Entity	Name	Purpose of Tax	Amount of Tax Mills	2025 Taxable Valuation	Estimate of Tax Dollars	Total Tax Mills	Total Est. Tax Dollars
County	Tuscola	Operating	3.9141	\$51,120,277	\$200,090	8.5121	\$435,141
		Bridge/Streets	0.4807		\$24,574		
		Senior Citizens	0.3200		\$16,358		
		Medical Care	0.2500		\$12,780		
		Road Patrol	1.3300		\$67,990		
		Roads/Streets	0.9657		\$49,367		
		Mosquito	0.6316		\$32,288		
		Recycling	0.1500		\$7,668		
		Veterans	0.1700		\$8,690		
		MSU Extension	0.1000		\$5,112		
Senior Meals	0.2000	\$10,224					
Township	Elmwood	Operating	1.5253	\$51,120,277	\$77,974	7.0386	\$359,815
		Roads	1.4885		\$76,093		
		Fire	1.2405		\$63,415		
		Roads	0.9924		\$50,732		
		Fire Equip.	1.7919		\$91,602		
Township Special Assessments	Elmwood				0.0000	\$0	
Village	Gagetown	Operating	12.2111	\$4,416,859	\$53,935	21.6228	\$95,505
		Streets	2.4419		\$10,786		
		DPW	3.4849		\$15,392		
		Law Enforcement	3.4849		\$15,392		
School District	Owendale-Gagetown	Total Non-PRE	19.9500	\$3,353,134	\$66,895		\$101,190
		Total PRE	1.9500	\$16,832,903	\$32,824		
		Total Com Personal	7.9500	\$185,000	\$1,471		
		Total Ind Personal	1.9500	\$0	\$0		
		TOTAL COMBINED		\$20,371,037			
School District	Cass City	Total Non-PRE	20.5500	\$2,585,645	\$53,135		\$124,952
		Total PRE	2.5500	\$28,163,595	\$71,817		
		Total Com Personal	8.5500	\$0	\$0		
		Total Ind Personal	2.5500	\$0	\$0		
		TOTAL COMBINED		\$30,749,240			
Interm. School	Huron ISD	Operating	0.1169	\$20,371,037	\$2,381	4.8286	\$98,364
		Extra Voted	4.7117		\$95,982		
Interm. School	Tuscola ISD	Operating	0.1411	\$30,749,240	\$4,339	4.2409	\$130,404
		Extra Voted	4.0998		\$126,066		
State Education	Michigan	State Education Tax	6.0000	\$51,120,277			\$306,722
Library	Rawson	Operating & Ex Voted	1.0928	\$51,120,277			\$55,864

Totals for Taxable Status by School District	Summer	Winter	Total
Owendale-Gagetown School District [Non-PRE]	9.9141	37.5080	47.4221
Owendale-Gagetown School District [PRE]	9.9141	19.5080	29.4221
Owendale-Gagetown School District [Com. Personal]	9.9141	25.5080	35.4221
Owendale-Gagetown School District [Ind. Personal]	3.9141	19.5080	23.4221
Cass City School District [Non-PRE]	9.9141	37.5203	47.4344
Cass City School District [PRE]	9.9141	19.5203	29.4344
Cass City School District [Com. Personal]	9.9141	25.5203	35.4344
Cass City School District [Ind. Personal]	3.9141	19.5203	23.4344

Gagetown Village Properties Only			
Owendale-Gagetown School District [Non-PRE]	31.5369	37.5080	69.0449
Owendale-Gagetown School District [PRE]	31.5369	19.5080	51.0449
Owendale-Gagetown School District [Com. Personal]	31.5369	25.5080	57.0449
Owendale-Gagetown School District [Ind. Personal]	25.5369	19.5080	45.0449

Fairgrove Township (010)

2025 Ad Valorem Taxes

Taxing Entity	Name	Purpose of Tax	Amount of Tax Mills	2025 Taxable Valuation	Estimate of Tax Dollars	Total Tax Mills	Total Est. Tax Dollars
County	Tuscola	Operating	3.9141	\$143,828,222	\$562,958	8.5121	\$1,224,280
		Bridge/Streets	0.4807		\$69,138		
		Senior Citizens	0.3200		\$46,025		
		Medical Care	0.2500		\$35,957		
		Road Patrol	1.3300		\$191,292		
		Roads/Streets	0.9657		\$138,895		
		Mosquito	0.6316		\$90,842		
		Recycling	0.1500		\$21,574		
		Veterans	0.1700		\$24,451		
		MSU Extension	0.1000		\$14,383		
Senior Meals	0.2000	\$28,766					
Township	Fairgrove	Operating	1.4360	\$143,828,222	\$206,537	5.1263	\$737,307
		Roads	1.6903		\$243,113		
		Services	2.0000		\$287,656		
Township Special Assessments	Fairgrove				0.0000	\$0	
Village	Akron	Operating	10.7475	\$3,035,399	\$32,623	13.7119	\$41,621
		Hydrants	1.9773		\$6,002		
		Streets	0.9871		\$2,996		
Village	Fairgrove	Operating	10.0800	\$9,336,268	\$94,110	14.1118	\$131,752
		Streets	4.0318		\$37,642		
School District	Akron-Fairgrove	Total Non-PRE	20.0500	\$25,407,285	\$509,416		\$752,338
		Total PRE	2.0500	\$59,081,184	\$121,116		
		Total Com Personal	8.0500	\$435,900	\$3,509		
		Total Ind Personal	2.0500	\$57,705,400	\$118,296		
		TOTAL COMBINED		\$142,629,769			
School District	Caro	Total Non-PRE	23.3786	\$98,578	\$2,305		\$5,461
		Total PRE	5.6000	\$563,670	\$3,157		
		Total Com Personal	11.3786	\$0	\$0		
		Total Ind Personal	5.6000	\$0	\$0		
		TOTAL COMBINED		\$662,248			
School District	Reese	Total Non-PRE	21.0000	\$57,700	\$1,212		\$2,647
		Total PRE	3.0000	\$478,505	\$1,436		
		Total Com Personal	9.0000	\$0	\$0		
		Total Ind Personal	3.0000	\$0	\$0		
		TOTAL COMBINED		\$536,205			
Interm. School	Tuscola ISD	Operating	0.1411	\$143,828,222	\$20,294	4.2409	\$609,961
		Extra Voted	4.0998		\$589,667		
State Education	Michigan	State Education Tax	6.0000	\$86,122,822			\$516,737
Library	Fairgrove	Operating & Ex Voted	0.7916	\$142,629,769			\$112,906

Totals for Taxable Status by School District	Summer	Winter	Total
Akron-Fairgrove School District [Non-PRE]	9.9141	34.8068	44.7209
Akron-Fairgrove School District [PRE]	9.9141	16.8068	26.7209
Akron-Fairgrove School District [Com. Personal]	9.9141	22.8068	32.7209
Akron-Fairgrove School District [Ind. Personal]	3.9141	16.8068	20.7209
Caro School District [Non-PRE]	9.9141	37.3438	47.2579
Caro School District [PRE]	9.9141	19.5652	29.4793
Caro School District [Com. Personal]	9.9141	25.3438	35.2579
Caro School District [Ind. Personal]	3.9141	19.5652	23.4793
Reese School District [Non-PRE]	9.9141	34.9652	44.8793
Reese School District [PRE]	9.9141	16.9652	26.8793
Reese School District [Com. Personal]	9.9141	22.9652	32.8793
Reese School District [Ind. Personal]	3.9141	16.9652	20.8793

Fairgrove Village Properties Only

Akron-Fairgrove School District [Non-PRE]	24.0259	34.8068	58.8327
Akron-Fairgrove School District [PRE]	24.0259	16.8068	40.8327
Akron-Fairgrove School District [Com. Personal]	24.0259	22.8068	46.8327
Akron-Fairgrove School District [Ind. Personal]	18.0259	16.8068	34.8327

Akron Village Properties Only

Akron-Fairgrove School District [Non-PRE]	23.626	34.8068	58.4328
Akron-Fairgrove School District [PRE]	23.626	16.8068	40.4328
Akron-Fairgrove School District [Com. Personal]	23.626	22.8068	46.4328
Akron-Fairgrove School District [Ind. Personal]	17.626	16.8068	34.4328

Fremont Township (011)

2025 Ad Valorem Taxes

Taxing Entity	Name	Purpose of Tax	Amount of Tax Mills	2025 Taxable Valuation	Estimate of Tax Dollars	Total Tax Mills	Total Est. Tax Dollars
County	Tuscola	Operating	3.9141	\$103,764,732	\$406,146	8.5121	\$883,256
		Bridge/Streets	0.4807		\$49,880		
		Senior Citizens	0.3200		\$33,205		
		Medical Care	0.2500		\$25,941		
		Road Patrol	1.3300		\$138,007		
		Roads/Streets	0.9657		\$100,206		
		Mosquito	0.6316		\$65,538		
		Recycling	0.1500		\$15,565		
		Veterans	0.1700		\$17,640		
		MSU Extension	0.1000		\$10,376		
Senior Meals	0.2000		\$20,753				
Township	Fremont	Operating	1.2777	\$103,764,732	\$132,580	1.2777	\$132,580
Township Special Assessments	Fremont					0.0000	\$0
Village	Mayville	Operating	9.6948	\$20,933,959	\$202,951	11.7484	\$245,941
		Streets	2.0536		\$42,990		
		*		\$19,028,259			
School District	Caro	Total Non-PRE	23.3786	\$6,700	\$157		\$899
		Total PRE	5.6000	\$132,536	\$742		
		Total Com Personal	11.3786	\$0	\$0		
		Total Ind Personal	5.6000	\$0	\$0		
		TOTAL COMBINED		\$139,236			
School District	Mayville	Total Non-PRE	19.7589	\$25,266,369	\$499,236		\$786,648
		Total PRE	3.6000	\$77,080,027	\$277,488		
		Total Com Personal	7.7589	\$1,279,100	\$9,924		
		Total Ind Personal	3.6000	\$0	\$0		
		TOTAL COMBINED		\$103,625,496			
Interm. School	Tuscola ISD	Operating	0.1411	\$103,764,732	\$14,641	4.2409	\$440,056
		Extra Voted	4.0998		\$425,415		
State Education	Michigan	State Education Tax	6.0000	\$103,764,732			\$622,588
Library	Mayville	Operating & Ex Voted	0.7318	\$103,764,732			\$75,935

Totals for Taxable Status by School District	Summer	Winter	Total
Caro School District [Non-PRE]	9.9141	34.2270	44.1411
Caro School District [PRE]	9.9141	16.4484	26.3625
Caro School District [Com. Personal]	9.9141	22.2270	32.1411
Caro School District [Ind. Personal]	3.9141	16.4484	20.3625
Mayville School District [Non-PRE]	9.9141	30.6073	40.5214
Mayville School District [PRE]	9.9141	14.4484	24.3625
Mayville School District [Com. Personal]	9.9141	18.6073	28.5214
Mayville School District [Ind. Personal]	3.9141	14.4484	18.3625

Mayville Village Properties Only

Mayville School District [Non-PRE]	21.6625	30.6073	52.2698
Mayville School District [PRE]	21.6625	14.4484	36.1109
Mayville School District [Com. Personal]	21.6625	18.6073	40.2698
Mayville School District [Ind. Personal]	15.6625	14.4484	30.1109

Gilford Township (012)

2025 Ad Valorem Taxes

Taxing Entity	Name	Purpose of Tax	Amount of Tax Mills	2025 Taxable Valuation	Estimate of Tax Dollars	Total Tax Mills	Total Est. Tax Dollars
County	Tuscola	Operating	3.9141	\$123,291,370	\$482,575	8.5121	\$1,049,468
		Bridge/Streets	0.4807		\$59,266		
		Senior Citizens	0.3200		\$39,453		
		Medical Care	0.2500		\$30,823		
		Road Patrol	1.3300		\$163,978		
		Roads/Streets	0.9657		\$119,062		
		Mosquito	0.6316		\$77,871		
		Recycling	0.1500		\$18,494		
		Veterans	0.1700		\$20,960		
		MSU Extension	0.1000		\$12,329		
		Senior Meals	0.2000		\$24,658		
Township	Gilford	Operating	1.3553	\$123,291,370	\$167,097	4.3553	\$536,971
		Fire Protection	1.0000		\$123,291		
		Roads	2.0000		\$246,583		
Township Special Assessments	Gilford					0.0000	\$0
School District	Akron-Fairgrove	Total Non-PRE	20.0500	\$8,984,985	\$180,149		\$295,883
		Total PRE	2.0500	\$24,176,149	\$49,561		
		Total Com Personal	8.0500	\$0	\$0		
		Total Ind Personal	2.0500	\$32,279,700	\$66,173		
		TOTAL COMBINED		\$65,440,834			
School District	Reese	Total Non-PRE	21.0000	\$8,183,079	\$171,845		\$320,847
		Total PRE	3.0000	\$28,044,257	\$84,133		
		Total Com Personal	9.0000	\$0	\$0		
		Total Ind Personal	3.0000	\$21,623,200	\$64,870		
		TOTAL COMBINED		\$57,850,536			
Interm. School	Tuscola ISD	Operating	0.1411	\$123,291,370	\$17,396	4.2409	\$522,866
		Extra Voted	4.0998		\$505,470		
State Education	Michigan	State Education Tax	6.0000	\$69,388,470			\$416,331
Library	Fairgrove	Operating & Ex Voted	0.7916	\$65,440,834			\$51,803
Library	Reese	Operating & Ex Voted	0.9965	\$57,850,536			\$57,648

Totals for Taxable Status by School District	Summer	Winter	Total
Akron-Fairgrove School District [Non-PRE]	9.9141	34.0358	43.9499
Akron-Fairgrove School District [PRE]	9.9141	16.0358	25.9499
Akron-Fairgrove School District [Com. Personal]	9.9141	22.0358	31.9499
Akron-Fairgrove School District [Ind. Personal]	3.9141	16.0358	19.9499
Reese School District [Non-PRE]	9.9141	35.1907	45.1048
Reese School District [PRE]	9.9141	17.1907	27.1048
Reese School District [Com. Personal]	9.9141	23.1907	33.1048
Reese School District [Ind. Personal]	3.9141	17.1907	21.1048

Indianfields Township (013)

2025 Ad Valorem Taxes

Taxing Entity	Name	Purpose of Tax	Amount of Tax Mills	2025 Taxable Valuation	Estimate of Tax Dollars	Total Tax Mills	Total Est. Tax Dollars
County	Tuscola	Operating	3.9141	\$80,396,607	\$314,680	8.5121	\$684,344
		Bridge/Streets	0.4807		\$38,647		
		Senior Citizens	0.3200		\$25,727		
		Medical Care	0.2500		\$20,099		
		Road Patrol	1.3300		\$106,927		
		Roads/Streets	0.9657		\$77,639		
		Mosquito	0.6316		\$50,778		
		Recycling	0.1500		\$12,059		
		Veterans	0.1700		\$13,667		
		MSU Extension	0.1000		\$8,040		
Senior Meals	0.2000	\$16,079					
Township	Indianfields	Operating	1.5865	\$80,396,607	\$127,549	4.3172	\$347,088
		Fire	0.7447		\$59,871		
		Roads	1.9860		\$159,668		
Township Special Assessments	Indianfields					0.0000	\$0
School District	Caro	Total Non-PRE	23.3786	\$24,997,740	\$584,412		\$897,368
		Total PRE	5.6000	\$54,927,767	\$307,595		
		Total Com Personal	11.3786	\$471,100	\$5,360		
		Total Ind Personal	5.6000	\$0	\$0		
		TOTAL COMBINED		\$80,396,607			
Interm. School	Tuscola ISD	Operating	0.1411	\$80,396,607	\$11,344	4.2409	\$340,954
		Extra Voted	4.0998		\$329,610		
State Education	Michigan	State Education Tax	6.0000	\$80,396,607			\$482,380
Library	Caro District	Operating & Ex Voted	1.4773	\$80,396,607			\$118,770
Authority	Caro Transit	Operating & Ex Voted	1.9806	\$80,396,607			\$159,234

Totals for Taxable Status by School District	Summer	Winter	Total
Caro School District [Non-PRE]	9.9141	39.9926	49.9067
Caro School District [PRE]	9.9141	22.2140	32.1281
Caro School District [Com. Personal]	9.9141	27.9926	37.9067
Caro School District [Ind. Personal]	3.9141	22.2140	26.1281

Juniata Township (014)

2025 Ad Valorem Taxes

Taxing Entity	Name	Purpose of Tax	Amount of Tax Mills	2025 Taxable Valuation	Estimate of Tax Dollars	Total Tax Mills	Total Est. Tax Dollars
County	Tuscola	Operating	3.9141	\$93,708,896	\$366,786	8.5121	\$797,659
		Bridge/Streets	0.4807		\$45,046		
		Senior Citizens	0.3200		\$29,987		
		Medical Care	0.2500		\$23,427		
		Road Patrol	1.3300		\$124,633		
		Roads/Streets	0.9657		\$90,495		
		Mosquito	0.6316		\$59,187		
		Recycling	0.1500		\$14,056		
		Veterans	0.1700		\$15,931		
		MSU Extension	0.1000		\$9,371		
Senior Meals	0.2000	\$18,742					
Township	Juniata	Operating	1.4490	\$93,708,896	\$135,784	4.4319	\$415,308
		Roads	2.9829		\$279,524		
Township Special Assessments						0.0000	\$0
School District	Akron-Fairgrove	Total Non-PRE	20.0500	\$1,611,689	\$32,314		\$42,428
		Total PRE	2.0500	\$3,442,226	\$7,057		
		Total Com Personal	8.0500	\$0	\$0		
		Total Ind Personal	2.0500	\$1,491,400	\$3,057		
		TOTAL COMBINED		\$6,545,315			
School District	Caro	Total Non-PRE	23.3786	\$3,891,958	\$90,989		\$239,790
		Total PRE	5.6000	\$22,135,918	\$123,961		
		Total Com Personal	11.3786	\$0	\$0		
		Total Ind Personal	5.6000	\$4,435,800	\$24,840		
		TOTAL COMBINED		\$30,463,676			
School District	Reese	Total Non-PRE	21.0000	\$316,797	\$6,653		\$15,480
		Total PRE	3.0000	\$1,463,917	\$4,392		
		Total Com Personal	9.0000	\$0	\$0		
		Total Ind Personal	3.0000	\$1,478,600	\$4,436		
		TOTAL COMBINED		\$3,259,314			
School District	Vassar	Total Non-PRE	20.3000	\$7,166,404	\$145,478		\$252,200
		Total PRE	2.3000	\$25,595,587	\$58,870		
		Total Com Personal	8.3000	\$48,500	\$403		
		Total Ind Personal	2.3000	\$20,630,100	\$47,449		
		TOTAL COMBINED		\$53,440,591			
Interm. School	Tuscola ISD	Operating	0.1411	\$93,708,896	\$13,222	4.2409	\$397,410
		Extra Voted	4.0998		\$384,188		
State Education	Michigan	State Education Tax	6.0000	\$65,672,996			\$394,038
Library	Bullard Sanford	Operating & Ex Voted	1.2460	\$63,245,220			\$78,804
Library	Caro District	Operating & Ex Voted	1.4773	\$30,463,676			\$45,004

Totals for Taxable Status by School District	Summer	Winter	Total
Akron-Fairgrove School District [Non-PRE]	9.9141	34.5668	44.4809
Akron-Fairgrove School District [PRE]	9.9141	16.5668	26.4809
Akron-Fairgrove School District [Com. Personal]	9.9141	22.5668	32.4809
Akron-Fairgrove School District [Ind. Personal]	3.9141	16.5668	20.4809
Caro School District [Non-PRE]	9.9141	38.1267	48.0408
Caro School District [PRE]	9.9141	20.3481	30.2622
Caro School District [Com. Personal]	9.9141	26.1267	36.0408
Caro School District [Ind. Personal]	3.9141	20.3481	24.2622
Reese School District [Non-PRE]	9.9141	35.5168	45.4309
Reese School District [PRE]	9.9141	17.5168	27.4309
Reese School District [Com. Personal]	9.9141	23.5168	33.4309
Reese School District [Ind. Personal]	3.9141	17.5168	21.4309

Juniata Township (014)**2025 Ad Valorem Taxes**

Vassar School District [Non-PRE]	9.9141	34.8168	44.7309
Vassar School District [PRE]	9.9141	16.8168	26.7309
Vassar School District [Com. Personal]	9.9141	22.8168	32.7309
Vassar School District [Ind. Personal]	3.9141	16.8168	20.7309

Kingston Township (015)

2025 Ad Valorem Taxes

Taxing Entity	Name	Purpose of Tax	Amount of Tax Mills	2025 Taxable Valuation	Estimate of Tax Dollars	Total Tax Mills	Total Est. Tax Dollars
County	Tuscola	Operating	3.9141	\$52,628,223	\$205,992	8.5121	\$447,977
		Bridge/Streets	0.4807		\$25,298		
		Senior Citizens	0.3200		\$16,841		
		Medical Care	0.2500		\$13,157		
		Road Patrol	1.3300		\$69,996		
		Roads/Streets	0.9657		\$50,823		
		Mosquito	0.6316		\$33,240		
		Recycling	0.1500		\$7,894		
		Veterans	0.1700		\$8,947		
		MSU Extension	0.1000		\$5,263		
		Senior Meals	0.2000	\$10,526			
Township	Kingston	Operating	1.3024	\$52,628,223	\$68,543	3.2017	\$168,500
		Roads	1.8993		\$99,957		
Township Special Assessments	Kingston	Fire	1.0000	\$46,355,879	\$46,356	1.0000	\$46,356
Village	Kingston	Operating	10.4892	\$6,272,344	\$65,792	12.4892	\$78,337
		Water Impr.	2.0000		\$12,545		
Village Special Assessments	Kingston	Public Safety	4.0000	\$5,700,145	\$22,801	4.0000	\$22,801
School District	Marlette	Total Non-PRE	19.4000	\$13,771	\$267		\$1,321
		Total PRE	1.4000	\$752,558	\$1,054		
		Total Com Personal	7.4000	\$0	\$0		
		Total Ind Personal	1.4000	\$0	\$0		
		TOTAL COMBINED		\$766,329			
School District	Cass City	Total Non-PRE	20.5500	\$2,395,467	\$49,227		\$71,540
		Total PRE	2.5500	\$8,750,132	\$22,313		
		Total Com Personal	8.5500	\$0	\$0		
		Total Ind Personal	2.5500	\$0	\$0		
		TOTAL COMBINED		\$11,145,599			
School District	Kingston	Total Non-PRE	21.8000	\$10,200,535	\$222,372		\$338,362
		Total PRE	3.8000	\$30,510,612	\$115,940		
		Total Com Personal	9.8000	\$5,148	\$50		
		Total Ind Personal	3.8000	\$0	\$0		
		TOTAL COMBINED		\$40,716,295			
Interm. School	Tuscola ISD	Operating	0.1411	\$51,861,894	\$7,318	4.2409	\$219,941
		Extra Voted	4.0998		\$212,623		
Interm. School	Sanilac ISD	Operating	0.2012	\$766,329	\$154	2.5385	\$1,945
		Extra Voted	2.3373		\$1,791		
State Education	Michigan	State Education Tax	6.0000	\$52,628,223			\$315,769

Totals for Taxable Status by School District	Summer	Winter	Total
Marlette School District [Non-PRE]	9.9141	29.7382	39.6523
Marlette School District [PRE]	9.9141	11.7382	21.6523
Marlette School District [Com. Personal]	9.9141	17.7382	27.6523
Marlette School District [Ind. Personal]	3.9141	11.7382	15.6523
Cass City School District [Non-PRE]	9.9141	32.5906	42.5047
Cass City School District [PRE]	9.9141	14.5906	24.5047
Cass City School District [Com. Personal]	9.9141	20.5906	30.5047
Cass City School District [Ind. Personal]	3.9141	14.5906	18.5047
Kingston School District [Non-PRE]	9.9141	33.8406	43.7547
Kingston School District [PRE]	9.9141	15.8406	25.7547
Kingston School District [Com. Personal]	9.9141	21.8406	31.7547
Kingston School District [Ind. Personal]	3.9141	15.8406	19.7547

Kingston Village Properties Only

Kingston School District [Non-PRE]	22.4033	33.8406	56.2439
Kingston School District [PRE]	22.4033	15.8406	38.2439
Kingston School District [Com. Personal]	22.4033	21.8406	44.2439
Kingston School District [Ind. Personal]	16.4033	15.8406	32.2439

Koylton Township (016)

2025 Ad Valorem Taxes

Taxing Entity	Name	Purpose of Tax	Amount of Tax Mills	2025 Taxable Valuation	Estimate of Tax Dollars	Total Tax Mills	Total Est. Tax Dollars
County	Tuscola	Operating	3.9141	\$65,053,967	\$254,628	8.5121	\$553,746
		Bridge/Streets	0.4807		\$31,271		
		Senior Citizens	0.3200		\$20,817		
		Medical Care	0.2500		\$16,263		
		Road Patrol	1.3300		\$86,522		
		Roads/Streets	0.9657		\$62,823		
		Mosquito	0.6316		\$41,088		
		Recycling	0.1500		\$9,758		
		Veterans	0.1700		\$11,059		
		MSU Extension	0.1000		\$6,505		
		Senior Meals	0.2000	\$13,011			
Township	Koylton	Operating	1.1272	\$65,053,967	\$73,329	5.0892	\$331,073
		Roads	1.9810		\$128,872		
		Roads	1.9810		\$128,872		
Township Special Assessments	Koylton					0.0000	\$0
Village	Kingston	Operating	10.4892	\$1,849,403	\$19,399	12.4892	\$23,098
		Water Impr.	2.0000		\$3,699		
Village Special	Kingston	Public Safety	4.0000	\$1,452,203	\$5,809	4.0000	\$5,809
School District	Marlette	Total Non-PRE	19.4000	\$5,079,000	\$98,533		\$127,868
		Total PRE	1.4000	\$19,162,523	\$26,828		
		Total Com Personal	7.4000	\$338,900	\$2,508		
		Total Ind Personal	1.4000	\$0	\$0		
		TOTAL COMBINED		\$24,580,423			
School District	Kingston	Total Non-PRE	21.8000	\$12,906,876	\$281,370		\$387,926
		Total PRE	3.8000	\$27,266,268	\$103,612		
		Total Com Personal	9.8000	\$300,400	\$2,944		
		Total Ind Personal	3.8000	\$0	\$0		
		TOTAL COMBINED		\$40,473,544			
Interm. School	Tuscola ISD	Operating	0.1411	\$40,473,544	\$5,711	4.2409	\$171,644
		Extra Voted	4.0998		\$165,933		
Interm. School	Sanilac ISD	Operating	0.2012	\$24,580,423	\$4,946	2.5385	\$62,397
		Extra Voted	2.3373		\$57,452		
State Education	Michigan	State Education Tax	6.0000	\$65,053,967			\$390,324

Totals for Taxable Status by School District	Summer	Winter	Total
Marlette School District [Non-PRE]	9.9141	31.6257	41.5398
Marlette School District [PRE]	9.9141	13.6257	23.5398
Marlette School District [Com. Personal]	9.9141	19.6257	29.5398
Marlette School District [Ind. Personal]	3.9141	13.6257	17.5398
Kingston School District [Non-PRE]	9.9141	35.7281	45.6422
Kingston School District [PRE]	9.9141	17.7281	27.6422
Kingston School District [Com. Personal]	9.9141	23.7281	33.6422
Kingston School District [Ind. Personal]	3.9141	17.7281	21.6422

Kingston Village Properties Only

Kingston School District [Non-PRE]	22.4033	35.7281	58.1314
Kingston School District [PRE]	22.4033	17.7281	40.1314
Kingston School District [Com. Personal]	22.4033	23.7281	46.1314
Kingston School District [Ind. Personal]	16.4033	17.7281	34.1314

Millington Township (017)

2025 Ad Valorem Taxes

Taxing Entity	Name	Purpose of Tax	Amount of Tax Mills	2025 Taxable Valuation	Estimate of Tax Dollars	Total Tax Mills	Total Est. Tax Dollars	
County	Tuscola	Operating	3.9141	\$152,312,022	\$596,164	8.5121	\$1,296,495	
		Bridge/Streets	0.4807		\$73,216			
		Senior Citizens	0.3200		\$48,740			
		Medical Care	0.2500		\$38,078			
		Road Patrol	1.3300		\$202,575			
		Roads/Streets	0.9657		\$147,088			
		Mosquito	0.6316		\$96,200			
		Recycling	0.1500		\$22,847			
		Veterans	0.1700		\$25,893			
		MSU Extension	0.1000		\$15,231			
Senior Meals	0.2000	\$30,462						
Township	Millington	Operating	1.3309	\$152,312,022	\$202,712	2.0668	\$314,798	
		Fire	0.7359		\$112,086			
Township Special Assessments	Millington	Police	1.9000	\$122,972,469	\$233,648	1.9000	\$233,648	
Village	Millington	Operating	11.3892	\$24,963,253	\$284,311	13.7011	\$342,024	
		Village Utilities	2.3119		\$57,713			
School District	Millington	Total Non-PRE	20.8530	\$29,910,335	\$623,720		\$978,590	
		Total PRE	2.8530		\$120,732,387			\$344,450
		Total Com Personal	8.8530		\$943,000			\$8,348
		Total Ind Personal	2.8530		\$726,300			\$2,072
		TOTAL COMBINED			\$152,312,022			
Interm. School	Tuscola ISD	Operating	0.1411	\$152,312,022	\$21,491	4.2409	\$645,940	
		Extra Voted	4.0998		\$624,449			
State Education	Michigan	State Education Tax	6.0000	\$151,585,722			\$909,514	
Library	Millington-Arbela	Operating & Extra Voted	1.2736	\$152,312,022			\$193,985	

Totals for Taxable Status by School District	Summer	Winter	Total
Millington School District [Non-PRE]	9.9141	33.0323	42.9464
Millington School District [PRE]	9.9141	15.0323	24.9464
Millington School District [Com. Personal]	9.9141	21.0323	30.9464
Millington School District [Ind. Personal]	3.9141	15.0323	18.9464

Millington Village Parcels Only

Millington School District [Non-PRE]	23.6152	33.0323	56.6475
Millington School District [PRE]	23.6152	15.0323	38.6475
Millington School District [Com. Personal]	23.6152	21.0323	44.6475
Millington School District [Ind. Personal]	17.6152	15.0323	32.6475

Novesta Township (018)

2025 Ad Valorem Taxes

Taxing Entity	Name	Purpose of Tax	Amount of Tax Mills	2025 Taxable Valuation	Estimate of Tax Dollars	Total Tax Mills	Total Est. Tax Dollars
County	Tuscola	Operating	3.9141	\$54,096,678	\$211,740	8.5121	\$460,476
		Bridge/Streets	0.4807		\$26,004		
		Senior Citizens	0.3200		\$17,311		
		Medical Care	0.2500		\$13,524		
		Road Patrol	1.3300		\$71,949		
		Roads/Streets	0.9657		\$52,241		
		Mosquito	0.6316		\$34,167		
		Recycling	0.1500		\$8,115		
		Veterans	0.1700		\$9,196		
		MSU Extension	0.1000		\$5,410		
	Senior Meals	0.2000	\$10,819				
Township	Novesta	Operating	1.3108	\$54,096,678	\$70,910	4.2216	\$228,375
		Roads	0.9899		\$53,550		
		Roads	1.9209		\$103,914		
Township Special Assessments	Novesta					0.0000	\$0
School District	Cass City	Total Non-PRE	20.5500	\$10,703,443	\$219,956		\$332,208
		Total PRE	2.5500	\$43,126,735	\$109,973		
		Total Com Personal	8.5500	\$266,500	\$2,279		
		Total Ind Personal	2.5500	\$0	\$0		
		TOTAL COMBINED		\$54,096,678			
Interm. School	Tuscola ISD	Operating	0.1411	\$54,096,678	\$7,633	4.2409	\$229,419
		Extra Voted	4.0998		\$221,786		
State Education	Michigan	State Education Tax	6.0000	\$54,096,678			\$324,580
Library	Rawson	Operating & Special Voted	1.0928	\$54,096,678			\$59,117

Totals for Taxable Status by School District	Summer	Winter	Total
Cass City School District [Non-PRE]	9.9141	34.7033	44.6174
Cass City School District [PRE]	9.9141	16.7033	26.6174
Cass City School District [Com. Personal]	9.9141	22.7033	32.6174
Cass City School District [Ind. Personal]	3.9141	16.7033	20.6174

Tuscola Township (019)

2025 Ad Valorem Taxes

Taxing Entity	Name	Purpose of Tax	Amount of Tax Mills	2025 Taxable Valuation	Estimate of Tax Dollars	Total Tax Mills	Total Est. Tax Dollars
County	Tuscola	Operating	3.9141	\$105,245,366	\$411,941	8.5121	\$895,859
		Bridge/Streets	0.4807		\$50,591		
		Senior Citizens	0.3200		\$33,679		
		Medical Care	0.2500		\$26,311		
		Road Patrol	1.3300		\$139,976		
		Roads/Streets	0.9657		\$101,635		
		Mosquito	0.6316		\$66,473		
		Recycling	0.1500		\$15,787		
		Veterans	0.1700		\$17,892		
		MSU Extension	0.1000		\$10,525		
Senior Meals	0.2000		\$21,049				
Township	Tuscola	Operating	1.5265	\$105,245,366	\$160,657	1.5265	\$160,657
Township Special Assessments	Tuscola	Fire	0.7500	\$90,363,216	\$67,772	0.7500	\$67,772
School District	Frankenmuth	Total Non-PRE	21.9964	\$9,699,093	\$213,345		\$297,039
		Total PRE	3.9964	\$20,942,258	\$83,694		
		Total Com Personal	9.9964	\$0	\$0		
		Total Ind Personal	3.9964	\$0	\$0		
		TOTAL COMBINED		\$30,641,351			
School District	Millington	Total Non-PRE	20.8530	\$1,231,100	\$25,672		\$27,843
		Total PRE	2.8530	\$760,769	\$2,170		
		Total Com Personal	8.8530	\$0	\$0		
		Total Ind Personal	2.8530	\$0	\$0		
		TOTAL COMBINED		\$1,991,869			
School District	Vassar	Total Non-PRE	20.3000	\$12,735,549	\$258,532		\$401,614
		Total PRE	2.3000	\$58,242,697	\$133,958		
		Total Com Personal	8.3000	\$894,300	\$7,423		
		Total Ind Personal	2.3000	\$739,600	\$1,701		
		TOTAL COMBINED		\$72,612,146			
Interm. School	Saginaw ISD	Operating	0.1452	\$30,641,351	\$4,449	4.6438	\$142,292
		Extra Voted	4.4986		\$137,843		
Interm. School	Tuscola ISD	Operating	0.1411	\$74,604,015	\$10,527	4.2409	\$316,388
		Extra Voted	4.0998		\$305,862		
State Education	Michigan	State Education Tax	6.0000	\$104,505,766			\$627,035
Library	Bullard Sanford	Operating & Ex Voted	1.2460	\$105,245,366			\$131,136

Totals for Taxable Status by School District	Summer	Winter	Total
Frankenmuth School District [Non-PRE]	9.9141	34.0107	43.9248
Frankenmuth School District [PRE]	9.9141	16.0107	25.9248
Frankenmuth School District [Com. Personal]	9.9141	22.0107	31.9248
Frankenmuth School District [Ind. Personal]	3.9141	16.0107	19.9248
Millington School District [Non-PRE]	9.9141	32.4644	42.3785
Millington School District [PRE]	9.9141	14.4644	24.3785
Millington School District [Com. Personal]	9.9141	20.4644	30.3785
Millington School District [Ind. Personal]	9.9141	14.4644	18.3785
Vassar School District [Non-PRE]	9.9141	31.9114	41.8255
Vassar School District [PRE]	9.9141	13.9114	23.8255
Vassar School District [Com. Personal]	9.9141	19.9114	29.8255
Vassar School District [Ind. Personal]	3.9141	13.9114	17.8255

Vassar Township (020)

2025 Ad Valorem Taxes

Taxing Entity	Name	Purpose of Tax	Amount of Tax Mills	2025 Taxable Valuation	Estimate of Tax Dollars	Total Tax Mills	Total Est. Tax Dollars
County	Tuscola	Operating	3.9141	\$123,803,634	\$484,580	8.5121	\$1,053,829
		Bridge/Streets	0.4807		\$59,512		
		Senior Citizens	0.3200		\$39,617		
		Medical Care	0.2500		\$30,951		
		Road Patrol	1.3300		\$164,659		
		Roads/Streets	0.9657		\$119,557		
		Mosquito	0.6316		\$78,194		
		Recycling	0.1500		\$18,571		
		Veterans	0.1700		\$21,047		
		MSU Extension	0.1000		\$12,380		
Senior Meals	0.2000		\$24,761				
Township	Vassar	Operating	1.0000	\$123,803,634	\$123,804	1.0000	\$123,804
Township Special Assessments	Tuscola					0.0000	\$0
School District	Mayville	Total Non-PRE	19.7589	\$243,274	\$4,807		\$5,053
		Total PRE	3.6000	\$68,366	\$246		
		Total Com Personal	7.7589	\$0	\$0		
		Total Ind Personal	3.6000	\$0	\$0		
		TOTAL COMBINED		\$311,640			
School District	Millington	Total Non-PRE	20.8530	\$5,402,888	\$112,666		\$140,741
		Total PRE	2.8530	\$9,840,430	\$28,075		
		Total Com Personal	8.8530	\$0	\$0		
		Total Ind Personal	2.8530	\$0	\$0		
		TOTAL COMBINED		\$15,243,318			
School District	Vassar	Total Non-PRE	20.3000	\$28,319,951	\$574,895		\$765,035
		Total PRE	2.3000	\$78,844,055	\$181,341		
		Total Com Personal	8.3000	\$1,050,620	\$8,720		
		Total Ind Personal	2.3000	\$34,050	\$78		
		TOTAL COMBINED		\$108,248,676			
Interm. School	Tuscola ISD	Operating	0.1411	\$123,803,634	\$17,469	4.2409	\$525,039
		Extra Voted	4.0998		\$507,570		
State Education	Michigan	State Education Tax	6.0000	\$123,769,584			\$742,618
Library	Bullard Sanford	Operating & Ex Voted	1.2460	\$123,803,634			\$154,259

Totals for Taxable Status by School District	Summer	Winter	Total
Mayville School District [Non-PRE]	9.9141	30.8438	40.7579
Mayville School District [PRE]	9.9141	14.6849	24.5990
Mayville School District [Com. Personal]	9.9141	18.8438	28.7579
Mayville School District [Ind. Personal]	3.9141	14.6849	18.5990
Millington School District [Non-PRE]	9.9141	31.9379	41.8520
Millington School District [PRE]	9.9141	13.9379	23.8520
Millington School District [Com. Personal]	9.9141	19.9379	29.8520
Millington School District [Ind. Personal]	3.9141	13.9379	17.8520
Vassar School District [Non-PRE]	9.9141	31.3849	41.2990
Vassar School District [PRE]	9.9141	13.3849	23.2990
Vassar School District [Com. Personal]	9.9141	19.3849	29.2990
Vassar School District [Ind. Personal]	3.9141	13.3849	17.2990

Watertown Township (021)

2025 Ad Valorem Taxes

Taxing Entity	Name	Purpose of Tax	Amount of Tax Mills	2025 Taxable Valuation	Estimate of Tax Dollars	Total Tax Mills	Total Est. Tax Dollars
County	Tuscola	Operating	3.9141	\$75,027,388	\$293,665	8.5121	\$638,641
		Bridge/Streets	0.4807		\$36,066		
		Senior Citizens	0.3200		\$24,009		
		Medical Care	0.2500		\$18,757		
		Road Patrol	1.3300		\$99,786		
		Roads/Streets	0.9657		\$72,454		
		Mosquito	0.6316		\$47,387		
		Recycling	0.1500		\$11,254		
		Veterans	0.1700		\$12,755		
		MSU Extension	0.1000		\$7,503		
		Senior Meals	0.2000	\$15,005			
Township	Watertown	Operating	1.0925	\$75,027,388	\$81,967	3.0869	\$231,602
		Roads	1.9944		\$149,635		
Township Special Assessments						0.0000	\$0
School District	Mayville	Total Non-PRE	19.7589	\$10,609,491	\$209,632		\$340,214
		Total PRE	3.6000	\$36,122,647	\$130,042		
		Total Com Personal	7.7589	\$69,670	\$541		
		Total Ind Personal	3.6000	\$0	\$0		
		TOTAL COMBINED		\$46,801,808			
School District	Millington	Total Non-PRE	20.8530	\$6,598,973	\$137,608		\$199,309
		Total PRE	2.8530	\$21,619,547	\$61,681		
		Total Com Personal	8.8530	\$0	\$0		
		Total Ind Personal	2.8530	\$7,060	\$20		
		TOTAL COMBINED		\$28,225,580			
Interm. School	Tuscola ISD	Operating	0.1411	\$75,027,388	\$10,586	4.2409	\$318,184
		Extra Voted	4.0998		\$307,597		
State Education	Michigan	State Education Tax	6.0000	\$75,020,328			\$450,122

Totals for Taxable Status by School District	Summer	Winter	Total
Mayville School District [Non-PRE]	9.9141	31.6847	41.5988
Mayville School District [PRE]	9.9141	15.5258	25.4399
Mayville School District [Com. Personal]	9.9141	19.6847	29.5988
Mayville School District [Ind. Personal]	3.9141	15.5258	19.4399
Millington School District [Non-PRE]	9.9141	32.7788	42.6929
Millington School District [PRE]	9.9141	14.7788	24.6929
Millington School District [Com. Personal]	9.9141	20.7788	30.6929
Millington School District [Ind. Personal]	3.9141	14.7788	18.6929

Wells Township (022)

2025 Ad Valorem Taxes

Taxing Entity	Name	Purpose of Tax	Amount of Tax Mills	2025 Taxable Valuation	Estimate of Tax Dollars	Total Tax Mills	Total Est. Tax Dollars
County	Tuscola	Operating	3.9141	\$61,078,843	\$239,069	8.5121	\$519,909
		Bridge/Streets	0.4807		\$29,361		
		Senior Citizens	0.3200		\$19,545		
		Medical Care	0.2500		\$15,270		
		Road Patrol	1.3300		\$81,235		
		Roads/Streets	0.9657		\$58,984		
		Mosquito	0.6316		\$38,577		
		Recycling	0.1500		\$9,162		
		Veterans	0.1700		\$10,383		
		MSU Extension	0.1000		\$6,108		
		Senior Meals	0.2000	\$12,216			
Township	Wells	Operating	1.1619	\$61,078,843	\$70,968	3.1055	\$189,680
		Roads	1.9436		\$118,713		
Township Special Assessments	Wells					0.0000	\$0
School District	Caro	Total Non-PRE	23.3786	\$6,839,590	\$159,900		\$289,794
		Total PRE	5.6000	\$22,183,129	\$124,226		
		Total Com Personal	11.3786	\$0	\$0		
		Total Ind Personal	5.6000	\$1,012,200	\$5,668		
		TOTAL COMBINED		\$30,034,919			
School District	Cass City	Total Non-PRE	20.5500	\$1,168,110	\$24,005		\$30,785
		Total PRE	2.5500	\$2,659,092	\$6,781		
		Total Com Personal	8.5500	\$0	\$0		
		Total Ind Personal	2.5500	\$0	\$0		
		TOTAL COMBINED		\$3,827,202			
School District	Kingston	Total Non-PRE	21.8000	\$7,049,464	\$153,678		\$230,314
		Total PRE	3.8000	\$20,163,558	\$76,622		
		Total Com Personal	9.8000	\$0	\$0		
		Total Ind Personal	3.8000	\$3,700	\$14		
		TOTAL COMBINED		\$27,216,722			
Interm. School	Tuscola ISD	Operating	0.1411	\$61,078,843	\$8,618	4.2409	\$259,029
		Extra Voted	4.0998		\$250,411		
State Education	Michigan	State Education Tax	6.0000	\$60,062,943			\$360,378
Library	Caro District	Operating & Ex Voted	1.4773	\$30,034,919			\$44,371

Totals for Taxable Status by School District	Summer	Winter	Total
Caro School District [Non-PRE]	9.9141	36.8003	46.7144
Caro School District [PRE]	9.9141	19.0217	28.9358
Caro School District [Com. Personal]	9.9141	24.8003	34.7144
Caro School District [Ind. Personal]	3.9141	19.0217	22.9358
Cass City School District [Non-PRE]	9.9141	32.4944	42.4085
Cass City School District [PRE]	9.9141	14.4944	24.4085
Cass City School District [Com. Personal]	9.9141	20.4944	30.4085
Cass City School District [Ind. Personal]	3.9141	14.4944	18.4085
Kingston School District [Non-PRE]	9.9141	33.7444	43.6585
Kingston School District [PRE]	9.9141	15.7444	25.6585
Kingston School District [Com. Personal]	9.9141	21.7444	31.6585
Kingston School District [Ind. Personal]	3.9141	15.7444	19.6585

Wisner Township (023)

2025 Ad Valorem Taxes

Taxing Entity	Name	Purpose of Tax	Amount of Tax Mills	2025 Taxable Valuation	Estimate of Tax Dollars	Total Tax Mills	Total Est. Tax Dollars
County	Tuscola	Operating	3.9141	\$36,812,612	\$144,088	8.5121	\$313,353
		Bridge/Streets	0.4807		\$17,696		
		Senior Citizens	0.3200		\$11,780		
		Medical Care	0.2500		\$9,203		
		Road Patrol	1.3300		\$48,961		
		Roads/Streets	0.9657		\$35,550		
		Mosquito	0.6316		\$23,251		
		Recycling	0.1500		\$5,522		
		Veterans	0.1700		\$6,258		
		MSU Extension	0.1000		\$3,681		
		Senior Meals	0.2000	\$7,363			
Township	Wisner	Operating	1.3496	\$36,812,612	\$49,682	5.0366	\$185,410
		Fire/Ambulance	1.6992		\$62,552		
		Roads	1.9878		\$73,176		
Township Special Assessments	Wisner					0.0000	\$0
School District	Akron-Fairgrove	Total Non-PRE	20.0500	\$4,152,032	\$83,248		\$113,679
		Total PRE	2.0500	\$13,951,151	\$28,600		
		Total Com Personal	8.0500	\$77,500	\$624		
		Total Ind Personal	2.0500	\$588,900	\$1,207		
		TOTAL COMBINED		\$18,769,583			
School District	Unionville-Sebewaing	Total Non-PRE	23.7200	\$3,691,355	\$87,559		\$170,200
		Total PRE	5.7200	\$14,260,074	\$81,568		
		Total Com Personal	11.7200	\$91,600	\$1,074		
		Total Ind Personal	5.7200	\$0	\$0		
		TOTAL COMBINED		\$18,043,029			
Interm. School	Tuscola ISD	Operating	0.1411	\$36,812,612	\$5,194	4.2409	\$156,119
		Extra Voted	4.0998		\$150,924		
State Education	Michigan	State Education Tax	6.0000	\$36,223,712			\$217,342
Library	Fairgrove	Operating & Ex Voted	0.7916	\$18,769,583			\$14,858

Totals for Taxable Status by School District	Summer	Winter	Total
Akron-Fairgrove School District [Non-PRE]	9.9141	34.7171	44.6312
Akron-Fairgrove School District [PRE]	9.9141	16.7171	26.6312
Akron-Fairgrove School District [Com. Personal]	9.9141	22.7171	32.6312
Akron-Fairgrove School District [Ind. Personal]	3.9141	16.7171	20.6312
Unionville-Sebewaing School District [Non-PRE]	9.9141	37.5955	47.5096
Unionville-Sebewaing School District [PRE]	9.9141	19.5955	29.5096
Unionville-Sebewaing School District [Com. Personal]	9.9141	25.5955	35.5096
Unionville-Sebewaing School District [Ind. Personal]	3.9141	19.5955	23.5096

Caro City (050)

2025 Ad Valorem Taxes

Taxing Entity	Name	Purpose of Tax	Amount of Tax Mills	2025 Taxable Valuation	Estimate of Tax Dollars	Total Tax Mills	Total Est. Tax Dollars
County	Tuscola	Operating	3.9141	\$105,544,244	\$413,111	8.5121	\$898,403
		Bridge/Streets	0.4807		\$50,735		
		Senior Citizens	0.3200		\$33,774		
		Medical Care	0.2500		\$26,386		
		Road Patrol	1.3300		\$140,374		
		Roads/Streets	0.9657		\$101,924		
		Mosquito	0.6316		\$66,662		
		Recycling	0.1500		\$15,832		
		Veterans	0.1700		\$17,943		
		MSU Extension	0.1000		\$10,554		
	Senior Meals	0.2000	\$21,109				
City	Caro	Operating	16.1643	\$105,544,244	\$1,706,049	16.1643	\$1,706,049
School District	Caro	Total Non-PRE	23.3786	\$53,759,755	\$1,256,828		\$1,569,412
		Total PRE	5.6000	\$47,818,423	\$267,783		
		Total Com Personal	11.3786	\$3,909,425	\$44,484		
		Total Ind Personal	5.6000	\$56,641	\$317		
		TOTAL COMBINED		\$105,544,244			
Interm. School	Tuscola ISD	Operating	0.1411	\$105,544,244	\$14,892	4.2409	\$447,603
		Extra Voted	4.0998		\$432,710		
State Education	Michigan	State Education Tax	6.0000	\$105,487,603			\$632,926
Library	Caro District	Operating & Ex Voted	1.4773	\$105,544,244			\$155,921
Authority	Caro Transit	Operating & Ex Voted	1.9806	\$105,544,244			\$209,041

Totals for Taxable Status by School District	Summer	Winter	Total
Caro School District [Non-PRE]	26.0784	35.6754	61.7538
Caro School District [PRE]	26.0784	17.8968	43.9752
Caro School District [Com. Personal]	26.0784	23.6754	49.7538
Caro School District [Ind. Personal]	20.0784	17.8968	37.9752

Vassar City (051)

2025 Ad Valorem Taxes

Taxing Entity	Name	Purpose of Tax	Amount of Tax Mills	2025 Taxable Valuation	Estimate of Tax Dollars	Total Tax Mills	Total Est. Tax Dollars
County	Tuscola	Operating	3.9141	\$61,815,244	\$241,951	8.5121	\$526,178
		Bridge/Streets	0.4807		\$29,715		
		Senior Citizens	0.3200		\$19,781		
		Medical Care	0.2500		\$15,454		
		Road Patrol	1.3300		\$82,214		
		Roads/Streets	0.9657		\$59,695		
		Mosquito	0.6316		\$39,043		
		Recycling	0.1500		\$9,272		
		Veterans	0.1700		\$10,509		
		MSU Extension	0.1000		\$6,182		
	Senior Meals	0.2000	\$12,363				
City	Vassar	Operating	17.0000	\$61,815,244	\$1,050,859	17.0000	\$1,050,859
School District	Vassar	Total Non-PRE	20.3000	\$24,895,754	\$505,384		\$604,743
		Total PRE	2.3000	\$34,512,090	\$79,378		
		Total Com Personal	8.3000	\$2,407,400	\$19,981		
		Total Ind Personal	2.3000	\$0	\$0		
		TOTAL COMBINED		\$61,815,244			
Interm. School	Tuscola ISD	Operating	0.1411	\$61,815,244	\$8,722	4.2409	\$262,152
		Extra Voted	4.0998		\$253,430		
State Education	Michigan	State Education Tax	6.0000	\$61,815,244			\$370,891
Library	Bullard Sanford	Operating & Extra Voted	1.2460	\$61,815,244			\$77,022

Totals for Taxable Status by School District	Summer	Winter	Total
Vassar School District [Non-PRE]	28.1601	29.1389	57.2990
Vassar School District [PRE]	28.1601	11.1389	39.2990
Vassar School District [Com. Personal]	28.1601	17.1389	45.2990
Vassar School District [Ind. Personal]	22.1601	11.1389	33.2990

Compilation of Overall Estimated Tax Revenue

Local Governmental Units	Overall Millage Rate*	Taxable Value	Estimated Tax Dollars
Akron Township	5.2224	\$146,554,258	\$765,365
Almer Township	3.4152	\$80,177,015	\$273,821
Arbela Township	5.7848	\$93,432,073	\$531,449
Columbia Township	6.3912	\$153,589,255	\$981,620
Dayton Township	2.1319	\$73,103,496	\$155,849
Denmark Township	5.4268	\$130,748,392	\$662,284
Elkland Township	4.8449	\$114,708,244	\$555,750
Ellington Township	4.7295	\$54,320,738	\$256,910
Elmwood Township	7.0386	\$51,120,277	\$359,815
Fairgrove Township	5.1263	\$143,828,222	\$737,307
Fremont Township	1.2777	\$103,764,732	\$132,580
Gilford Township	4.3553	\$123,291,370	\$536,971
Indianfields Township	4.3172	\$80,396,607	\$347,088
Juniata Township	4.4319	\$93,708,896	\$415,308
Kingston Township	4.2017	\$52,628,223	\$214,856
Koylton Township	5.0892	\$65,053,967	\$331,073
Millington Township	3.9668	\$152,312,022	\$548,446
Novesta Township	4.2216	\$54,096,678	\$228,375
Tuscola Township	2.2765	\$105,245,366	\$228,429
Vassar Township	1.0000	\$123,803,634	\$123,804
Watertown Township	3.0869	\$75,027,388	\$231,602
Wells Township	3.1055	\$61,078,843	\$189,680
Wisner Township	5.0366	\$36,812,612	\$185,410
City of Caro	16.1643	\$105,544,244	\$1,706,049
City of Vassar	17.0000	\$61,815,244	\$1,050,859
Village of Akron	13.7119	\$8,056,619	\$110,472
Village of Cass City	17.7868	\$62,909,208	\$1,118,954
Village of Fairgrove	14.1118	\$9,336,268	\$131,752
Village of Gagetown	21.6228	\$4,416,859	\$95,505
Village of Kingston	16.4892	\$8,121,747	\$130,044
Village of Mayville	14.7484	\$20,933,959	\$245,941
Village of Millington	13.7011	\$24,963,253	\$342,024
Village of Reese	12.5000	\$38,259,422	\$476,143
Village of Unionville	12.6908	\$11,461,085	\$145,450

Including Special Assessments

Compilation of Overall Estimated Tax Revenue

Authorities	Overall Millage Rate	Taxable Value	Estimated Tax Dollars
Caro Transit Authority	1.9806	\$266,117,866	\$527,073
Bullard Sanford Library	1.2460	\$354,109,464	\$441,220
Caro Area District Library	1.4773	\$359,699,924	\$531,385
Fairgrove District Library	0.7916	\$312,000,026	\$246,979
Mayville District Library	0.7318	\$176,868,228	\$129,432
Millington Arbela Library	1.2736	\$245,744,095	\$312,980
Rawson Memorial Library	1.0928	\$219,925,199	\$240,334
Reese District Library	0.9965	\$188,598,928	\$187,939

Tuscola County	Overall Millage Rate	Taxable Value	Estimated Tax Dollars
Operating	3.9141	\$2,182,988,547	\$8,544,435
Bridge/Streets	0.4807	\$2,182,988,547	\$1,049,363
Senior Citizens	0.3200	\$2,182,988,547	\$698,556
Medical Care	0.2500	\$2,182,988,547	\$545,747
Road Patrol	1.3300	\$2,182,988,547	\$2,903,375
Roads/Streets	0.9657	\$2,182,988,547	\$2,108,112
Mosquito	0.6316	\$2,182,988,547	\$1,378,776
Recycling	0.1500	\$2,182,988,547	\$327,448
Veterans	0.1700	\$2,182,988,547	\$371,108
MSU Extension	0.1000	\$2,182,988,547	\$218,299
Senior Meals	0.2000	\$2,182,988,547	\$436,598
Total	8.5121		\$18,581,817

Intermediate School Districts	Overall Millage Rate	Taxable Value	Estimated Tax Dollars
Huron ISD	4.8286	\$30,863,832	\$149,029
Saginaw ISD	4.6438	\$32,092,551	\$149,031
Sanilac ISD	2.5385	\$25,346,752	\$64,343
Tuscola ISD	4.2409	\$2,247,858,661	\$9,532,944

School District	Taxable Value	Operating Millage	Operating Tax Dollars	Extra Voted Millage	Extra Voted Tax Dollars	Debt Millage	Debt Tax Dollars	Total Est. Tax Dollars
Akron Fairgrove School District [Non-PRE]	\$59,351,950	18.0000	\$1,068,335	0	\$0	2.0500	\$121,671	\$1,190,007
Akron Fairgrove School District [PRE]	\$138,760,591	0.0000	\$0	0	\$0	2.0500	\$284,459	\$284,459
Akron Fairgrove School District [Com. Personal]	\$637,400	6.0000	\$3,824	0	\$0	2.0500	\$1,307	\$5,131
Akron Fairgrove School District [Ind. Personal]	\$119,795,400	0.0000	\$0	0	\$0	2.0500	\$245,581	\$245,581
Totals	\$318,545,341		\$1,072,160		\$0		\$653,018	\$1,725,177
Caro School District [Non-PRE]	\$112,916,101	17.7786	\$2,007,490	0	\$0	5.6000	\$632,330	\$2,639,820
Caro School District [PRE]	\$237,732,318	0.0000	\$0	0	\$0	5.6000	\$1,331,301	\$1,331,301
Caro School District [Com. Personal]	\$4,727,525	5.7786	\$27,318	0	\$0	5.6000	\$26,474	\$53,793
Caro School District [Ind. Personal]	\$7,493,841	0.0000	\$0	0	\$0	5.6000	\$41,966	\$41,966
Totals	\$362,869,785		\$2,034,809		\$0		\$2,032,071	\$4,066,879
Cass City School District [Non-PRE]*	\$51,090,102	18.0000	\$919,622	0	\$0	2.5500	\$130,280	\$1,049,902
Cass City School District [PRE]*	\$174,600,580	0.0000	\$0	0	\$0	2.5500	\$445,231	\$445,231
Cass City School District [Com. Personal]	\$2,212,000	6.0000	\$13,272	0	\$0	2.5500	\$5,641	\$18,913
Cass City School District [Ind. Personal]*	\$18,742,200	0.0000	\$0	0	\$0	2.5500	\$47,793	\$47,793
Totals	\$246,644,882		\$932,894		\$0		\$628,944	\$1,561,838
Frankenmuth School District [Non-PRE]	\$9,894,842	18.0000	\$178,107	0	\$0	3.9964	\$39,544	\$217,651
Frankenmuth School District [PRE]	\$22,197,709	0.0000	\$0	0	\$0	3.9964	\$88,711	\$88,711
Frankenmuth School District [Com. Personal]	\$0	6.0000	\$0	0	\$0	3.9964	\$0	\$0
Frankenmuth School District [Ind. Personal]	\$0	0.0000	\$0	0	\$0	3.9964	\$0	\$0
Totals	\$32,092,551		\$178,107		\$0		\$128,255	\$306,362
Kingston School District [Non-PRE]	\$38,032,252	18.0000	\$684,581	0	\$0	3.8000	\$144,523	\$829,103
Kingston School District [PRE]	\$94,555,573	0.0000	\$0	0	\$0	3.8000	\$359,311	\$359,311
Kingston School District [Com. Personal]	\$305,548	6.0000	\$1,833	0	\$0	3.8000	\$1,161	\$2,994
Kingston School District [Ind. Personal]	\$3,700	0.0000	\$0	0	\$0	3.8000	\$14	\$14
Totals	\$132,897,073		\$686,414		\$0		\$505,009	\$1,191,423
Marlette School District [Non-PRE]	\$5,092,771	18.0000	\$91,670	0	\$0	1.4000	\$7,130	\$98,800
Marlette School District [PRE]	\$19,915,081	0.0000	\$0	0	\$0	1.4000	\$27,881	\$27,881
Marlette School District [Com. Personal]	\$338,900	6.0000	\$2,033	0	\$0	1.4000	\$474	\$2,508
Marlette School District [Ind. Personal]	\$0	0.0000	\$0	0	\$0	1.4000	\$0	\$0
Totals	\$25,346,752		\$93,703		\$0		\$35,485	\$129,189
Mayville School District [Non-PRE]	\$50,074,475	16.1589	\$809,148	0	\$0	3.6000	\$180,268	\$989,417
Mayville School District [PRE]	\$147,640,383	0.0000	\$0	0	\$0	3.6000	\$531,505	\$531,505
Mayville School District [Com. Personal]	\$1,637,070	4.1589	\$6,808	0	\$0	3.6000	\$5,893	\$12,702
Mayville School District [Ind. Personal]	\$0	0.0000	\$0	0	\$0	3.6000	\$0	\$0
Totals	\$199,351,928		\$815,957		\$0		\$717,667	\$1,533,624
Millington School District [Non-PRE]	\$56,508,545	18.0000	\$1,017,154	0	\$0	2.8530	\$161,219	\$1,178,373
Millington School District [PRE]	\$232,306,839	0.0000	\$0	0	\$0	2.8530	\$662,771	\$662,771
Millington School District [Com. Personal]	\$943,000	6.0000	\$5,658	0	\$0	2.8530	\$2,690	\$8,348
Millington School District [Ind. Personal]	\$733,360	0.0000	\$0	0	\$0	2.8530	\$2,092	\$2,092
Totals	\$290,491,744		\$1,022,812		\$0		\$828,773	\$1,851,585
Owendale-Gagetown School District [Non-PRE]	\$5,208,006	18.0000	\$93,744	0	\$0	1.9500	\$10,156	\$103,900
Owendale-Gagetown School District [PRE]	\$21,492,526	0.0000	\$0	0	\$0	1.9500	\$41,910	\$41,910
Owendale-Gagetown School District [Com. Personal]	\$185,000	6.0000	\$1,110	0	\$0	1.9500	\$361	\$1,471
Owendale-Gagetown School District [Ind. Personal]	\$3,978,300	0.0000	\$0	0	\$0	1.9500	\$7,758	\$7,758
Totals	\$30,863,832		\$94,854		\$0		\$60,184	\$155,039
Reese School District [Non-PRE]	\$32,911,004	18.0000	\$592,398	0	\$0	3.0000	\$98,733	\$691,131
Reese School District [PRE]	\$110,771,565	0.0000	\$0	0	\$0	3.0000	\$332,315	\$332,315
Reese School District [Com. Personal]	\$442,400	6.0000	\$2,654	0	\$0	3.0000	\$1,327	\$3,982
Reese School District [Ind. Personal]	\$23,101,800	0.0000	\$0	0	\$0	3.0000	\$69,305	\$69,305
Totals	\$167,226,769		\$595,052		\$0		\$501,680	\$1,096,733
Unionville-Sebewaing School District [Non-PRE]	\$43,396,170	18.0000	\$781,131	0	\$0	5.7200	\$248,226	\$1,029,357
Unionville-Sebewaing School District [PRE]	\$104,716,516	0.0000	\$0	0	\$0	5.7200	\$598,978	\$598,978
Unionville-Sebewaing School District [Com. Personal]	\$451,700	6.0000	\$2,710	0	\$0	5.7200	\$2,584	\$5,294
Unionville-Sebewaing School District [Ind. Personal]	\$60,720,500	0.0000	\$0	0	\$0	5.7200	\$347,321	\$347,321
Totals	\$209,284,886		\$783,841		\$0		\$1,197,110	\$1,980,951
Vassar School District [Non-PRE]	\$76,137,953	18.0000	\$1,370,483	0	\$0	2.3000	\$175,117	\$1,545,600
Vassar School District [PRE]	\$218,603,730	0.0000	\$0	0	\$0	2.3000	\$502,789	\$502,789
Vassar School District [Com. Personal]	\$4,400,820	6.0000	\$26,405	0	\$0	2.3000	\$10,122	\$36,527
Vassar School District [Ind. Personal]	\$21,403,750	0.0000	\$0	0	\$0	2.3000	\$49,229	\$49,229
Totals	\$320,546,253		\$1,396,888		\$0		\$737,256	\$2,134,144