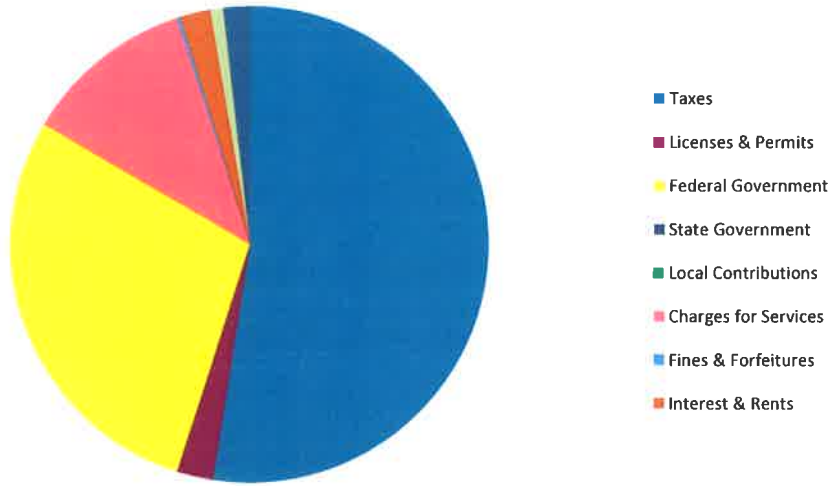


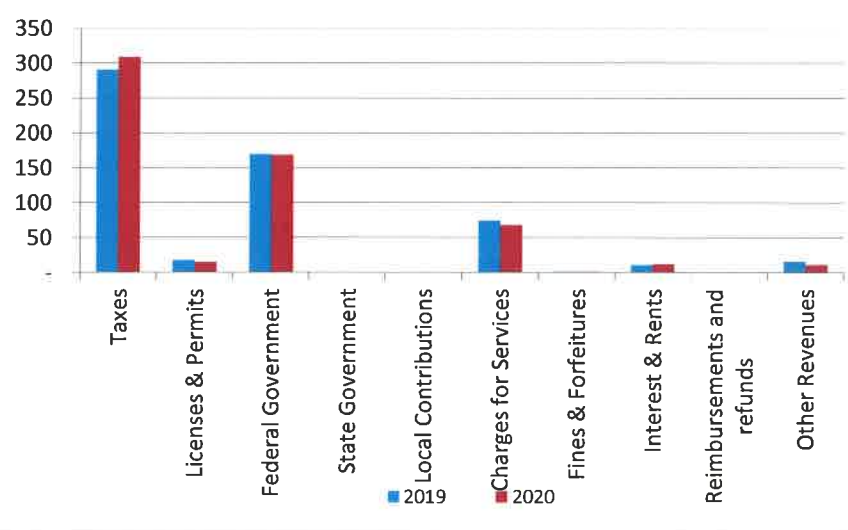
1. Where our money comes from (all governmental funds)



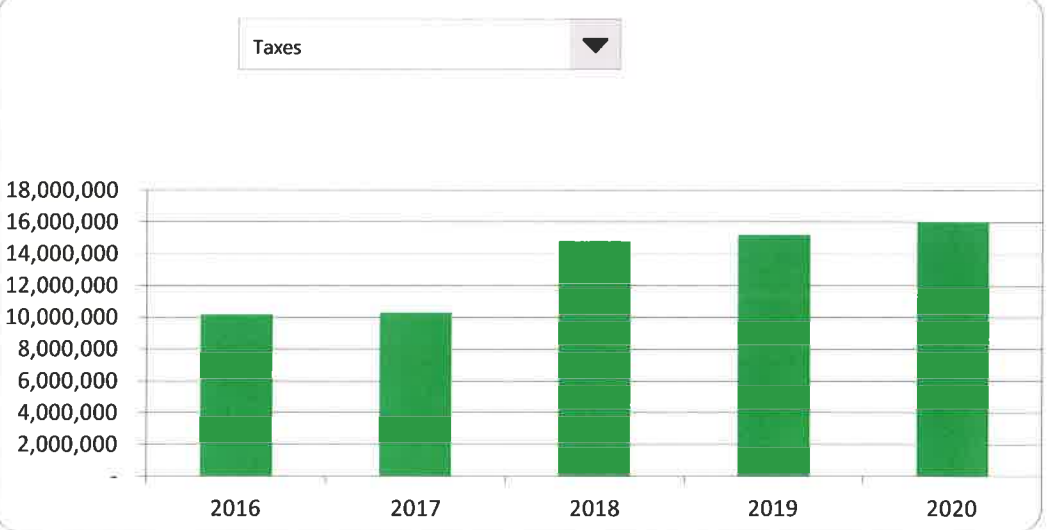
2. Compared to the prior year

	2019	2020	% change
Taxes	\$ 15,189,939	\$ 16,026,873	5.51%
Licenses & Permits	912,190	758,657	-16.83%
Federal Government	8,851,979	8,720,251	-1.49%
State Government	-	-	N/A
Local Contributions	-	-	N/A
Charges for Services	3,886,492	3,516,151	-9.53%
Fines & Forfeitures	83,874	77,510	-7.59%
Interest & Rents	560,740	627,955	11.99%
Net interfund transfers	3,983,193	3,786,932	-4.93%
<b>Total Revenues</b>	<b>\$ 33,468,407</b>	<b>\$ 33,514,329</b>	<b>0.14%</b>

3. Revenue sources per capita - compared to the prior year



4. Historical trends of individual sources



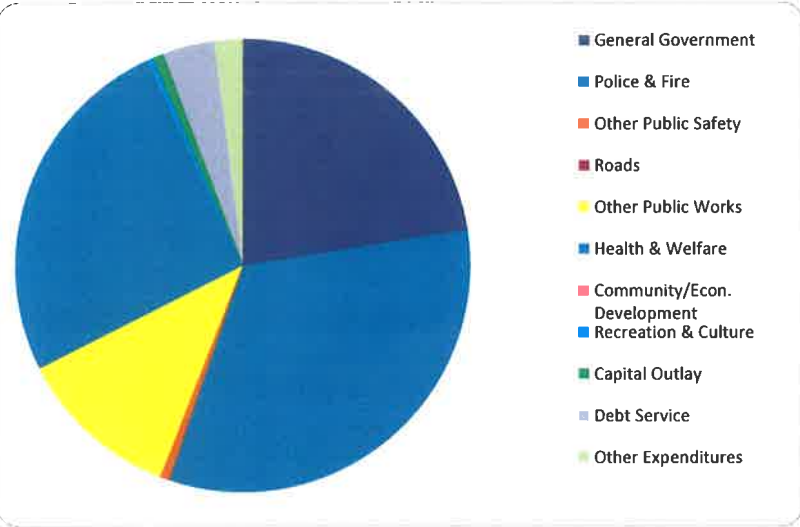
Commentary: There was a significant increase in property taxes revenue as a result of a higher taxable value for the county, charges for services decreased significantly because of COVID-19 pandemic related closures.

For more information on our unit's finances, contact Deborah Babich at 989-672-3268.

**CITIZEN'S GUIDE TO LOCAL UNIT FINANCES - Tuscola County (79)**

**EXPENDITURES**

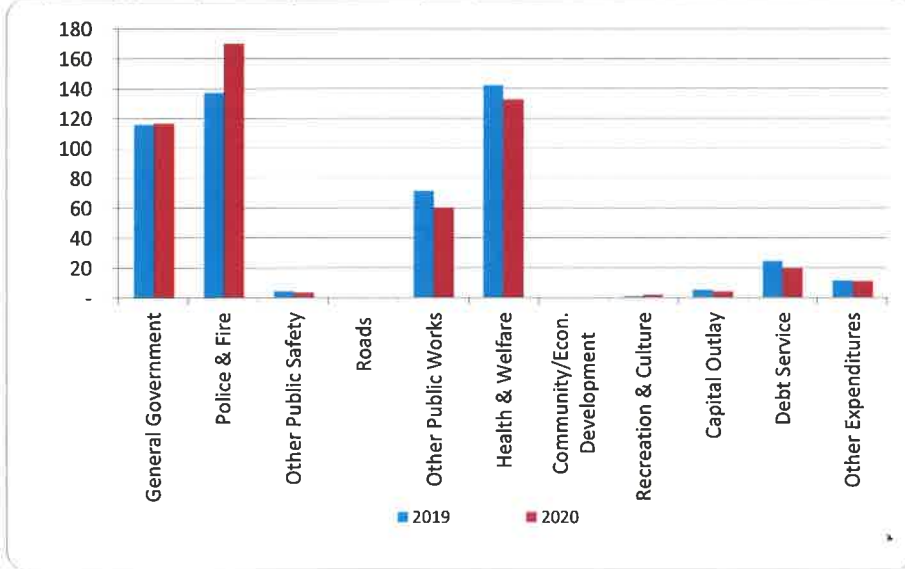
**1. Where we spend our money (all governmental funds)**



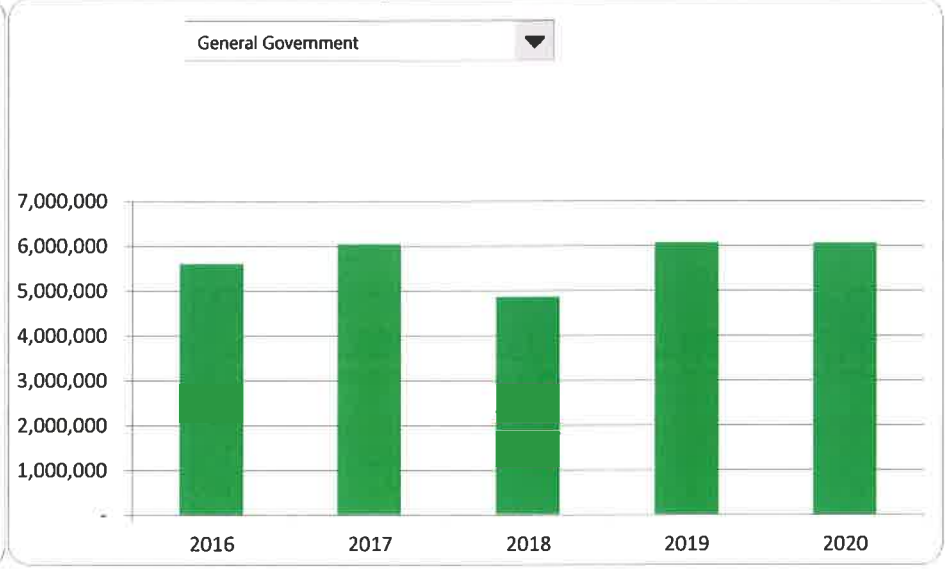
**2. Compared to the prior year**

	2019	2020	% change
Legislative	\$ 212,691	\$ 150,995	-29.01%
Judicial	3,085,036	3,316,811	7.51%
General Government	6,060,217	6,054,539	-0.09%
Police & Fire	7,169,255	8,823,001	23.07%
Other Public Safety	225,936	175,038	-22.53%
Other Public Works	3,729,254	3,125,358	-16.19%
Health & Welfare	7,426,628	6,882,767	-7.32%
Recreation & Culture	27,964	94,790	238.97%
Capital Outlay	252,834	205,702	-18.64%
Debt Service	1,263,462	997,159	-21.08%
Other Expenditures	585,993	554,999	-5.29%
<b>Total Expenditures</b>	<b>\$ 30,039,270</b>	<b>\$ 30,381,159</b>	<b>1.14%</b>

**3. Spending per capita - compared to the prior year**



**4. Historical trends of individual departments:**



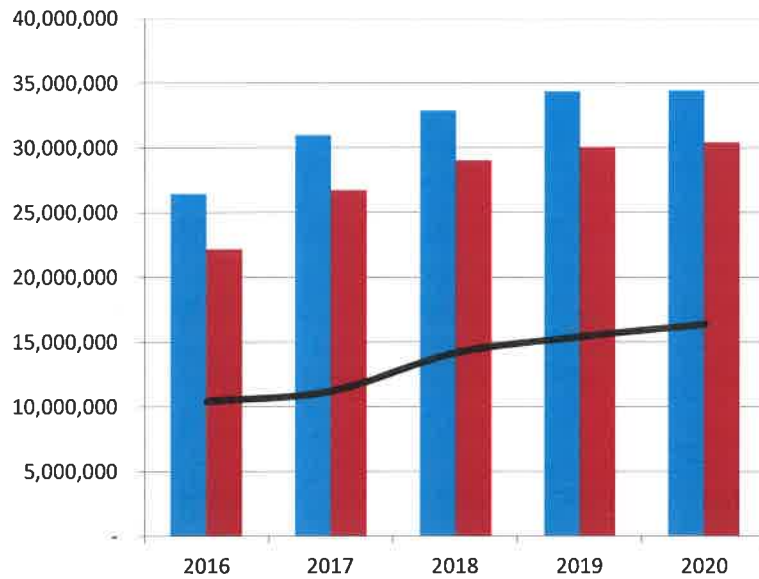
Commentary: Pension Obligation Bonds were issued in 2016. Public safety expenses increased due to COVID-19 pandemic.

For more information on our unit's finances, contact Deborah Babich at 989-672-3268.

**CITIZEN'S GUIDE TO LOCAL UNIT FINANCES - Tuscola County (79)**

**FINANCIAL POSITION**

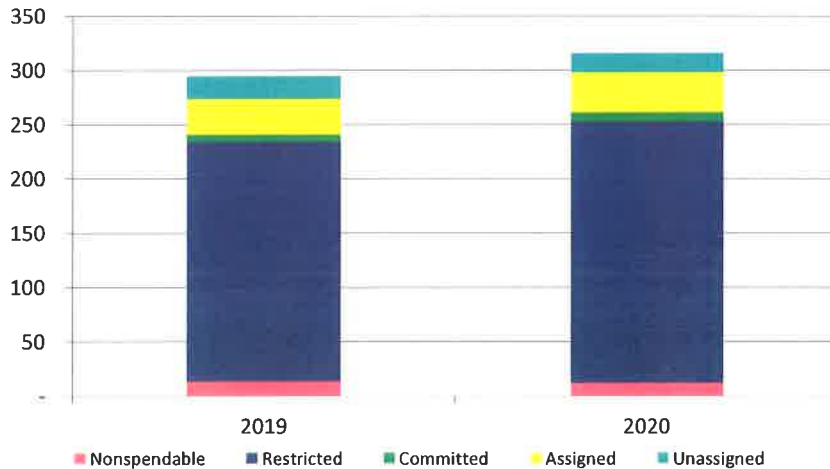
1. How have we managed our governmental fund resources (fund balance)?



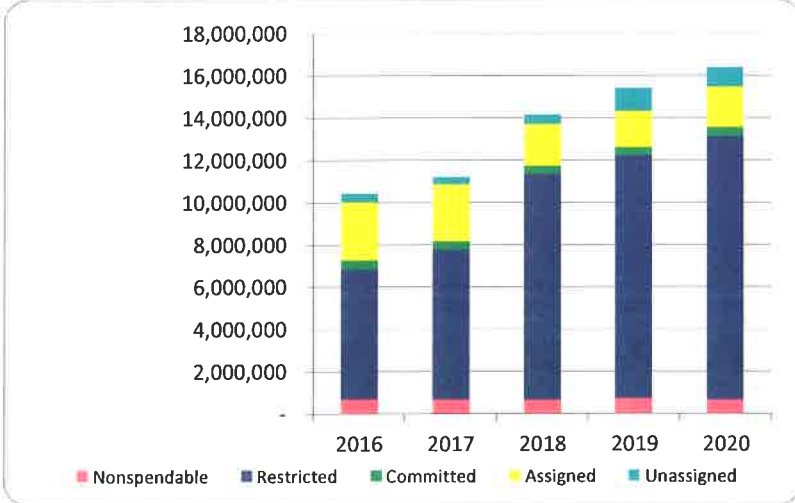
2. Compared to the prior year

	2019	2020	% change
Revenue	34,315,887	34,366,195	0.15%
Expenditures	30,039,270	30,381,159	1.14%
Surplus (shortfall)	4,276,617	3,985,036	-6.82%
Fund balance, by component:			
Nonspendable	710,395	624,668	-12.07%
Restricted	11,510,953	12,478,432	8.40%
Committed	356,814	430,024	20.52%
Assigned	1,717,108	1,907,828	11.11%
Unassigned	1,089,769	920,680	-15.52%
total fund balance	15,385,039	16,361,632	6.35%

3. Fund balance per capita - compared to the prior year



4. Historical trends of individual components

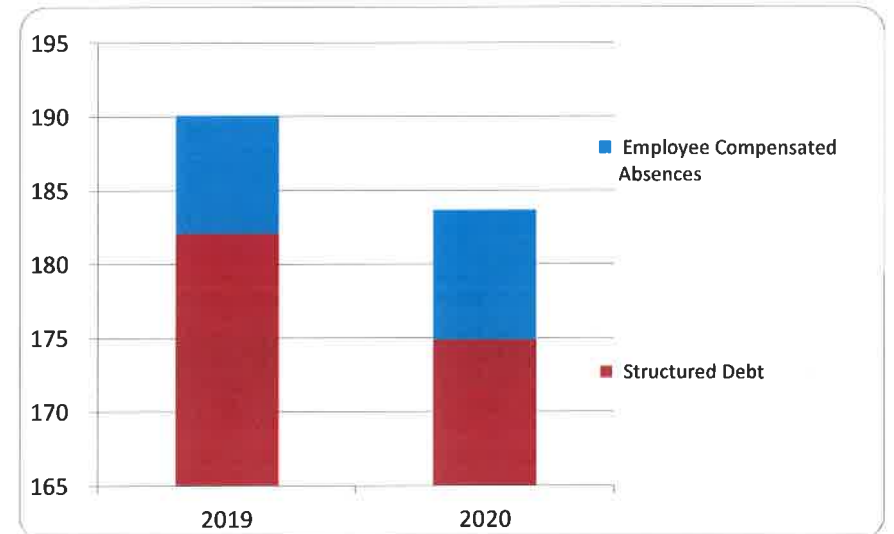
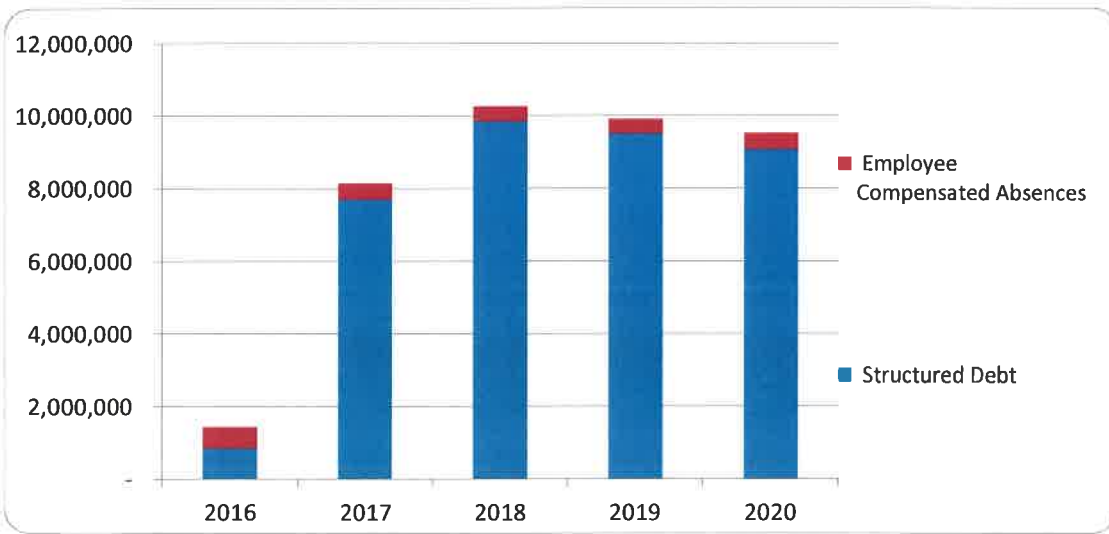
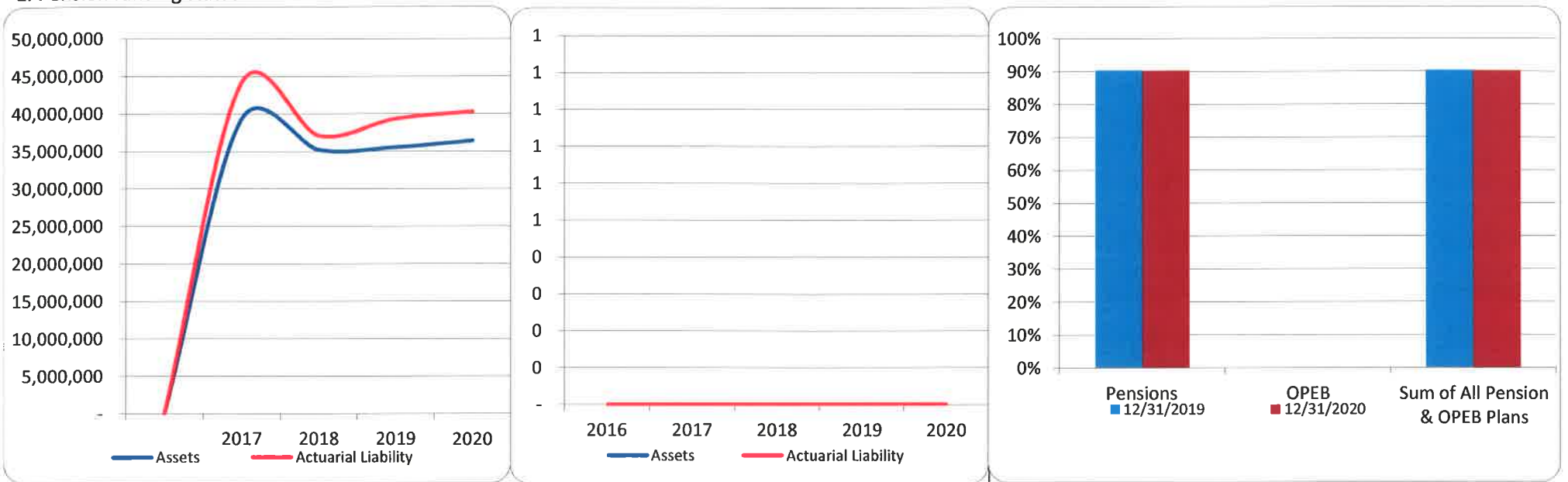


Commentary: Historical Trends 2010-2020 on fund balance have been restated under the new GASB statement 54 guidelines that were in effect for 2011.

For more information on our unit's finances, contact Deborah Babich at 989-672-3268.

**CITIZEN'S GUIDE TO LOCAL UNIT FINANCES - Tuscola County (79)**

**1. Pension funding status**



Commentary: Tuscola County does not have a post employment retiree health care plan and no uninsured losses on the Long Term Debt Obligations. Pensions recorded include the Tuscola County Health Department. Tuscola County issued general obligation in 2016.

For more information on our unit's finances, contact Deborah Babich at 989-672-3268.