



TUSCOLA COUNTY

Committee of the Whole

MEETING AGENDA

Monday, November 28, 2022 – 8:00 AM

H.H. Purdy Building Board Room, 125 W. Lincoln St., Caro, MI 48723

Public may participate in the meeting electronically:
Join by phone: (US) +1 929-276-1248 PIN:112 203 398#
Join by Hangouts Meeting ID: meet.google.com/mih-jntr-jya

8:00 AM Call to Order - Chairperson Bardwell
Roll Call - Clerk Fetting

Page

County Updates

New Business

1. Michigan State University Extension (MSUe) 4-H Program Coordinator 2023 Budget Clarification, Clayette Zechmeister, Controller/Administrator
2. Michigan State University Extension (MSUe) Agreement for Extension Services Fiscal Year 2023
[2023 Agreement for Extension Services](#) 4 - 8
3. Farm Lease Bid Posting - Mike Miller, Director of Buildings and Grounds
4. Boards and Commissions Annual Appointment - Jodi Fetting, County Clerk
[2022 Committee Appointment List](#) 9 - 11
5. Tuscola County Animal Control Ordinance
6. Proposed Resolution 2022-18 Supporting Sports Complex in Saginaw County
[Resolution 2022-18 Supporting Indoor Sports Complex](#) 12 - 13
7. Purchase Request for Law Enforcement Terrorism Prevention Activities (LETPA) Grant - Steve Anderson, Director of Emergency Services 14 - 21

[Law Enforcement Terrorism Prevention Activities \(LETPA\) Grant](#)

8. Purchase Request for FY 2020 Homeland Security Grant for Body Armor - Steve Anderson, Director of Emergency Services 22 - 26

[Purchase Request - Rescue Task Force Body Armor-FY 2020 HSGP Vest Project](#)

9. Board of Commissioners Approval to Adopt the Updated Tuscola County Emergency Action Guidelines (EAG) - Steve Anderson, Director of Emergency Services

Old Business

1. 2022 County Apportionment Report - Angie Daniels, Equalization Director 27 - 82
[2022 Tuscola County Apportionment Report](#)
[Tuscola County Board Memo 2022](#)
[Resolution 2022-17 Approving the 2022 Apportionment Report](#)

Finance/Technology

Committee Leader **Commissioner Young** and Commissioner DuRussel
Primary Finance/Technology
On-Going and Other Finance
On-Going and Other Technology

Building and Grounds

Committee Leader **Commissioner DuRussel** and Commissioner Grimshaw
Primary Building and Grounds
On-Going and Other Building and Grounds

Personnel

Committee Leader **Commissioner Grimshaw** and Commissioner Vaughan
Primary Personnel
On-Going and Other Personnel

Other Business as Necessary

Public Comment Period

Adjournment

AGREEMENT FOR EXTENSION SERVICES

This AGREEMENT FOR EXTENSION SERVICES ("Agreement") is entered into on _____ by and between Tuscola County, Michigan ("County"), and the BOARD OF TRUSTEES OF MICHIGAN STATE UNIVERSITY ("MSU") on behalf of MICHIGAN STATE UNIVERSITY EXTENSION (MSUE").

The United States Congress passed the Smith-Lever Act in 1914 creating a National Cooperative Extension System and directed the nation's land grant universities to oversee its work; and,

MSUE helps people improve their lives by bringing the vast knowledge resources of MSU directly to individuals, communities and businesses; and,

For more than 100 years, MSUE has helped grow Michigan's economy by equipping Michigan residents with the information needed to do their jobs better, raise healthy and safe families, build their communities and empower our children to succeed; and,

It is the mission of MSUE to help people improve their lives through an educational process that applies knowledge to critical issues, needs and opportunities; and,

Further, as an organization committed to the principles of diversity, equity and inclusion, we will work collaboratively with our community partners to ensure participation from the broad human diversity of each community (including race, color, religion, national origin, age, sex, disability, height, weight, marital status, gender, gender identity (gender expression), political beliefs, sexual orientation, family status, veteran status or any other factor prohibited by applicable law) and work to make our programs accessible and inclusive of the multiple realities and forms of knowledge that will support equitable outcomes for all throughout Michigan's 83 counties;

MSUE meets this mission by providing Extension educational programs in the following subject matter areas:

- Agriculture & Agribusiness
- Children & Youth Development, including 4-H
- Health & Nutrition
- Community, Food & Environment

NOW THEREFORE in consideration of the mutual covenants herein contained, and other good and valuable consideration, the parties hereto mutually agree as follows:

A. MSUE will provide:

1. Access to programs in all four MSUE Institutes to residents in your County. This includes access to educators and program instructors appointed to the Institutes and MSU faculty affiliated with each Institute to deliver core programs.

2. Extension Educators and program staff as needed to implement programs within the County, housed at the county office.
3. A county 4-H program. .5 FTE 4-H Program Coordination.
4. Salary and benefits of MSUE Personnel and the cost of administrative oversight of Personnel.
5. Operating expenses, per MSU policy, for MSUE personnel (“Personnel”).
6. Supervision of MSU-provided academic and paraprofessional staff. Supervision of county employed clerical staff and/or other county employed staff, upon request.
7. Administrative oversight of MSUE office operations.
8. An annual report of services provided to the residents of the County during the term of this Agreement, including information about audiences served, and impact of Extension programs in the County.

B. The County will provide:

1. An annual assessment that will be charged to the county and administered by MSUE. The assessment will help fund Extension services for the County, including operating expenses for certain Extension personnel and the operation of the County 4-H program.
2. Office and meeting space meeting the following requirements:
 - a. Sufficient office space to house Extension staff as agreed upon between the County and the MSUE District Director.
 - b. Utilities, including telephone and telephone service sufficient to meet the needs of Personnel utilizing MSUE office space.
 - c. High-speed Internet service sufficient to meet the needs to Personnel utilizing the MSUE office space.
 - d. Access to space for delivering Extension programs.
 - e. Access to the office building and relevant meeting spaces must be ADA compliant/accessibile.
3. Clerical support for staff for the MSUE office as agreed upon between the County and MSUE District Director that will perform clerical functions, including assisting County residents in accessing MSUE resources by office visit, telephone, email, internet and media. The clerical support staff will be either a County employed clerical staff, or the County will provide funding for an MSUE employed clerical staff.

1.0 FTE MSU employed Clerical Staff

Optional:

4. Funding for additional Extension educators at **0 FTE**
5. Funding for additional 4-H program capacity at **.5 FTE**
6. Funding for additional Program Instructor at **.5 FTE**
7. Collection and distribution on behalf of MSUE funds provided by the millage approved by the voters of Tuscola County in August 2022. The millage collected will provide funds for the following:
 - a. Annual Extension Assessment, contributions of MSUE and County as outlined in this Agreement and other usual and customary Extension Office Operating and Personnel expenses.
8. Total Annual Assessment in the amount of **\$199,757**

Payments due and payable under the terms of this agreement shall be made on the first of the month, of the first month, in each quarter of the county fiscal year, unless otherwise requested and agreed as provided below.

Payment mailing address: MSU Extension Business Office, Justin S. Morrill Hall of Agriculture, 446 W. Circle Drive, Room 160, East Lansing, Michigan 48824

C. Staffing and Financial Summary:

A. Base Assessment (includes .5 FTE 4-H Program Coordination) \$58,409

ADDITIONAL PERSONNEL

B. 1.0 FTE Clerical Support Staff to be employed by MSU \$68,674

C. 0 FTE Educator (Program Area:) \$0

D. .5 FTE Additional 4-H Program Coordination \$34,337

E. .5 FTE Additional Program Instructor \$34,337

F. Operating Expenses (phone, smart projector) \$4,000

TOTAL COUNTY ASSESSMENT PAYABLE TO MSU FOR FY 2023: \$199,757

I. Term and Termination

The obligations of the parties under this Agreement will commence on January 1, 2023, the first day of the County budget year 2023 and shall terminate on the last day of such County budget year 2023. Either party to this Agreement may terminate the Agreement, with or without cause, with 120 days written notice delivered to Michigan State University Extension, Justin S. Morrill Hall of Agriculture, 446 W. Circle Drive, Room 160, East Lansing, MI 48824 if to MSUE and delivered to Tuscola County Administrator/Controller, Attn: Clayette Zechmeister, 125 West Lincoln Street, Suite 500, Caro, MI 48723, if to the County.

II. **General Terms**

1. **Independent Contractor.** The University is an independent contractor providing services to the County. The County and MSU do not have the relationship of legal partners, joint venturers, principals or agents. Personnel have no right to any of County's employee benefits.
2. **Force Majeure.** Each party will be excused from the obligations of this agreement to the extent that its performance is delayed or prevented by circumstances (except financial) reasonably beyond its control, including, but not limited to, acts of government, embargoes, fire, flood, explosions, acts of God, or a public enemy, strikes, labor disputes, vandalism, or civil riots.
3. **Assignment.** This agreement is non-assignable and non-transferable.
4. **Entire Agreement.** This Agreement, with its Appendix "A" is the entire agreement between MSU and the County. This Agreement supersedes all previous agreements, for the subject matter of this Agreement. The Agreement can only be modified in writing, signed by both MSU and the County.
5. **No Third Party Beneficiaries.** This Agreement is solely for the benefit of MSU and the County and does not create any benefit or right for any other person, including residents of the County.
6. **Nondiscrimination:** The parties will adhere to all applicable federal, state and local laws, ordinances, rules and regulations prohibiting discrimination. Neither party will discriminate against a person to be served or any employee or applicant for employment because of race, color, religion, national origin, age, sex, disability, height, weight, marital status, or any other factor prohibited by applicable law.

The individuals signing below each have authority to bind MSU and the County, respectively.

**BOARD OF TRUSTEES OF
MICHIGAN STATE UNIVERSITY**

TUSCOLA COUNTY

By: _____

By: _____

Evonne Pedawi
Contract & Grant Administration

Print name: _____

Its: _____

Its: _____

(title)

Date: _____

Date: _____

Appendix A
Technical Standards for County Internet Connections

Michigan State University Extension (MSUE) employs the use of technology to meet the ever-changing needs of our constituents. We strive to utilize standard, enterprise tools when appropriate, but also recognize the need to evolve with the times and utilize innovative tools to reach a broad array of people.

MSUE does support and encourage the use of technologies that others may not, including social media platforms. We view communication with our constituents through Facebook, Twitter, Instagram, YouTube, and other emerging social media to be critical to our work. MSUE staff are required to follow the MSU Acceptable Use Policy (AUP) <https://tech.msu.edu/about/guidelines-policies/aup/>.

We ask that our county partners provide Extension personnel access to a high-speed Internet connection. From that access, the easiest way to create a secure path to necessary applications is to open the full MSU Internet Protocol Range to and from your network, as well as opening social media sites to the addresses used by MSUE staff at your location. MSUE is prepared to support end user needs if there is high-speed internet, networking to clients, and phone system support. MSU will provide firewall functionality and client support. To discuss this possibility please contact your MSUE District Director. To provide the needed services on county equipment review the following MSU-owned ranges:

The MSU-owned ranges are:
NetRange35.8.0.0 - 35.9.255.255 CIDR35.8.0.0/15

If you would like to narrow the scope further for additional protection, some of the addresses that will need to be allowable include:

Office 365 – Details on what to open are at <https://docs.microsoft.com/en-us/microsoft-365/enterprise/urls-and-ip-address-ranges?view=o365-worldwide>
search.msu.edu
35.9.160.36 (1935,443) authentication)
45.60.149.216
35.9.247.31 (zoom.msu.edu)
d2l.msu.edu (80 and 443) (D2L – Desire to Learn @ Brightspace.com)
108.161.147.0/24, 199.231.78.0/24, 64.62.142.12/32, 209.206.48.0/20 (external) Meraki Cloud communication
199.231.78.148/32, 64.156.192.245/32 (external) Meraki VPN registry

The following applications are necessary on all computers – MS Office (preferably O365, MSUE provides MS licensing), Adobe Acrobat, Zoom, SAP client, VPN client, Antivirus. (Most recent version of Chrome, Firefox, or Edge)

Other notable web server/sites IP addresses:

canr.msu.edu – 52.5.24.1
msue.anr.msu.edu – 52.5.24.1
events.anr.msu.edu/web3.anr.msu.edu – 45.60.11.113
web2.canr.msu.edu | web2.msue.msu.edu - 35.8.200.220
master Gardener (External) – 128.120.155.54
extension.org (External) – 54.69.217.186 msu.zoom.us (External)

Questions may be directed to anr.support@msu.edu where they will be routed to the best person to assist you.

REQUEST FOR APPOINTMENT TO BOARDS AND COMMISSIONS

AIRPORT ZONING BOARD OF APPEALS		
3 YEAR TERM EXPIRING 12/31/2025 - 2 SEATS AVAILABLE		
Don Clinesmith	Current Member Seeking Reappointment	
No Candidate		Will Re-advertise
BOARD OF HEALTH		
PARTIAL TERM EXPIRING 3/31/2024 - 1 SEAT AVAILABLE		
No Candidate		Will Re-advertise
DEPARTMENT OF HUMAN SERVICES BOARD		
PARTIAL TERM EXPIRING 12/31/2025 - 1 SEAT AVAILABLE		
Mark Wolfe	Previous Member is not seeking Re-appointment	
CONSTRUCTION CODE BOARD OF APPEALS		
2 YEAR TERM EXPIRING 12/31/2023 - 5 SEATS AVAILABLE		
Ken Martin, Jr - Master Electrician	Current Member Seeking Reappointment	
Keith Kosik - State of Michigan Registered Architect	Current Member Seeking Reappointment	
Steve Fetterhoff - Licensed Heating Contractor	Current Member Seeking Reappointment	
Henry Hornung - Licensed Builder	Reappointment	
VACANT - Master Plumber	VACANT	

COUNCIL ON AGING		
1 YEAR TERM EXPIRING 12/31/2023 - 7 SEATS AVAILABLE		
Jerald Gamm	Current Member Seeking Reappointment	
Sandra Williamson	Current Member Seeking Reappointment	
Eugene Davison	Current Member Seeking Reappointment	
Carolyn Wymore	Current Member Seeking Reappointment	
Ruby Burk	Current Member Seeking Reappointment	
Terry Jones	Current Member Seeking Reappointment	
No Candidate		Will Re-advertise
DEPARTMENT OF PUBLIC WORKS		
3 YEAR TERM EXPIRING 12/31/2025- 2 SEATS AVAILABLE		
Michael DuSute	Current Member Seeking Reappointment	
Robert McKay	Current Member Seeking Reappointment	
LAND BANK AUTHORITY		
3 YEAR TERM EXPIRING 2/28/2025- 1 SEAT AVAILABLE -		
Patricia Gray	New Candidate Current Member is not seeking Re-appointment	Current Member should have been appointed in February 2022
PARKS AND RECREATION COMMISSION		
3 YEAR TERM EXPIRING 12/31/2025 - 1 SEAT AVAILABLE		
Paul Newby	Current Member Seeking Reappointment	

PLANNING COMMISSION		
3 YEAR TERM EXPIRING 12/31/2025 - 3 SEATS AVAILABLE		
Lonnie Kester	Current Member Seeking Reappointment	
Rick Boylan	Current Member Seeking Reappointment	
Jane Rymarczyk	New Applicant	Filling current vacant position
Michael DuSute	New Applicant	Filling current vacant position
Don Wellington	New Applicant	Filling current vacant position
RECYCLING COMMITTEE		
3 YEAR TERM EXPIRING 12/31/2024 - 2 SEATS AVAILABLE		
Patricia Frazer	Current Member Seeking Reappointment	
No Candidate		Will Re-advertise
TUSCOLA COUNTY REMONUMENTATION PEER GROUP		
2 YEAR TERM EXPIRING 12/31/2024 - 5 SEATS AVAILABLE		
Scott McCool	Current Member Seeking Reappointment	
Mark Powell	Current Member Seeking Reappointment	
Michael Yates	Current Member Seeking Reappointment	
Derek Hodges	Current Member Seeking Reappointment	
Roger Mahoney	Current Member Seeking Reappointment	

TUSCOLA COUNTY BOARD OF COMMISSIONERS

125 W. Lincoln Street
Suite 500
Caro, MI 48723

Telephone: 989-672-3700
Fax: 989-672-4011

At a regular meeting of the Board of Commissioners for the County of Tuscola, State of Michigan, on the 1st day of December, 2022 with the meeting called to order at 8:00 a.m.

Commissioners Present:

Commissioners Absent:

The following resolution was offered by Commissioner _____,
seconded by Commissioner _____,

TUSCOLA COUNTY BOARD OF COMMISSIONERS RESOLUTION 2022-18

RESOLUTION SUPPORTING THE CONCEPT OF AN INDOOR SPORTS COMPLEX FOR THE BENEFIT OF THE SAGINAW, TUSCOLA, AND GENESEE COUNTY AREA

WHEREAS, a regional sports complex is proposed to be constructed and located in Frankenmuth, Michigan, located in the County of Saginaw. The total cost for the project is estimated at \$35-\$40 million, and

WHEREAS, the project, once completed, will create an operational regional sports complex complete with basketball courts, volleyball courts, soccer fields, and baseball/softball fields. A feasibility study indicates that this project will bring thousands of new visitors to the region and generate over \$6 million in direct economic activity annually, and

WHEREAS, the overall economic impact is expected to increase demand for the hospitality industry in not just Frankenmuth and Saginaw County, but for the entire region from Midland to Flint to Bay City and the Thumb. Estimates indicate that this project will increase the demand for room rentals in the region by 15,000 per year allowing for the expansion of existing facilities and building of new hotels across the area, and

WHEREAS, request has been sent to the State of Michigan to assist in one-time capital costs of up to \$10 million, on the basis the ongoing maintenance of the facility is thereafter sustainable, and

WHEREAS, regional support of a \$10 million capital campaign, combined with support of the Frankenmuth Convention and Visitors Bureau's Board of Directors preparing to finance up to an additional \$15 million for the project, which will be repaid through the revenue generated from the local Frankenmuth hotel bed tax (without increasing taxes).

NOW, THEREFORE, BE IT RESOLVED THAT: The Tuscola County Board of Commissioners does hereby support the concept of an indoor sports complex, and believes this project will provide a desirable outcome in the form of a healthy and vibrant activity for a broad variety of participants, generating a strong economic ripple effect for hospitality services, including overnight, dining, retail, and personal services, that extend to the general region, including Saginaw, Tuscola and Genesee Counties.

Ayes:

Nays:

Absent:

Resolution declared approved dated this 1st day of December, 2022.

Date _____

*Thomas Bardwell, Chairperson
Tuscola County Board of Commissioners*

I, Jodi Fetting, Tuscola County Clerk, do hereby certify that the foregoing is a true and complete copy of an agreement approved by the Board of Commissioners at a regular meeting on December 1, 2022.

Date _____

*Jodi Fetting
Tuscola County Clerk*

Purchase Request - LETPA MDT Project

Looking for BOC approval to purchase the following items with Homeland Security Money (100% reimbursable expense).

Dell 5430 Rugged Touch Laptop (CLEMIS specifications); Quantity: Four

<u>Dell (Oakland Contract Price)</u>	CDW-G (MiDeal Price)	VCloud Choice	
<u>\$9,732.16</u>	\$15,900.00	\$15,196.00	

Havis DS-Dell-426-3 Docking Station; Quantity: Four

<u>Dell (Oakland Contract Price)</u>	CDW-G (MiDeal Price)	VCloud Choice	CDW-G (Sourcewell Contract)
<u>\$2,645.32</u>	\$3,020.00	\$3,799.96	\$3,020.00

Cradlepoint IBR900 Series Wireless Router; Quantity: Four

Dell (Oakland Contract Price)	CDW-G (MiDeal Price)	VCloud Choice	<u>CDW-G (Sourcewell Contract)</u>
n/a	\$6,767.80	\$8,399.96	<u>\$6,482.84</u>

Panorama Low-Profile 5-in-1 Sharkfin Antenna; Quantity: Four

Dell (Oakland Contract Price)	CDW-G (MiDeal Price)	VCloud Choice	<u>CDW-G (Sourcewell Contract)</u>
n/a	\$1,038.56	\$1,060.00	<u>\$994.84</u>

This project will be purchasing the above items for the Mayville Police Department and the Reese Police Department. Equipment will be installed in their patrol units to replace old/outdated MDTs that were purchased with Homeland Security money several years ago.

Savings	\$15,358.48
Subtotal (8)	\$12,377.48
Estimated Shipping	\$0.00
Total	\$12,377.48

Details

Tuscola County
 Quote number # 3000135731417
 Created November 4, 2022
 Expires December 4, 2022
 Created by
 tcemanderson@tuscolacounty.org
 Authorized buyer Steve Anderson

Billing

Order contact
 Kristine HALAS
 Hamtramck Police Department
 Contract Code: C000000979569
 Customer agreement number:
 MHEC-04152022
 Phone number: (313) 800-5281
 Additional::
 Kristine_Halas@Dell.com

Billing information
 ROBERT BAXTER
 TUSCOLA COUNTY
 420 COURT ST, CARO, MI, 48723-1698
 Customer number: 16873232
 Phone number: (989) 673-8161 ext. 2225
 Additional::
 TCEMANDERSON@TUSCOLACOUNTY.ORG

Tax exemption
 I am tax exempt

Shipping

Shipping information
 ROBERT BAXTER
 TUSCOLA COUNTY
 420 COURT ST, CARO, MI, 48723-1698
 Phone number: (989) 673-8161 ext. 2225
 Additional::
 TCEMANDERSON@TUSCOLACOUNTY.ORG

Delivery method
 FREE Standard Delivery

Trade compliance
 No, I will not be exporting

Payment method

Purchase Order
Purchase Order
 NA

Items	Quantity	Unit Price	Item total
-------	----------	------------	------------



5430 Rugged Touch

Discounted unit price: \$2,433.04
Estimated Delivery
 FREE Standard Delivery to 48723-1698 by
 Tuesday, December 13, 2022
 Catalog Number: 84 / rrcr1296685-6804233

Category	Description	Code	SKU	ID
Base	Latitude 5430 Rgd, XCTO	G3VZ8JS	[210-BCFW]	1
Processor	11 Gen Intel® Core™ i7-1185G7, vPro® (12 MB cache, 4 cores, 8 threads, 3.00 GHz to 4.30 GHz Turbo)	G2NRMBT	[379-BERR]	146
Operating System	Windows 11 Pro, English, French, Spanish	G0Y1P9E	[619-AQLP]	11
Office Productivity Software	No Microsoft Office License included	GC70FJV	[658-BCSB]	1002
Base Options	Intel® Core™ vPro i7-1185G7 with Iris Xe Graphics	GGTACJ9	[338-CCRL]	149
Systems Management	ME Lockout MOD - Manageability	G9FVJ6U	[631-ADED]	49
Memory	16 GB, 2 x 8 GB, DDR4, 3200 MHz	GWHU8GC	[370-AGTH]	3
Hard Drive	512 GB, M.2, PCIe NVMe, SSD, Class 35	G8U1XW2	[400-BMRW]	8
LCD	14" Touch 1100 nits WVA FHD (1920 x 1080) 100% sRGB Anti-Glare, Outdoor Viewable	G6NDEXI	[391-BGGI]	760
Keyboard	English US RGB Backlit Sealed Internal keyboard	GS4ADVL	[583-BILF]	4
Mouse	No Mouse	G8043UZ	[570-AADK]	12
Driver	Intel AX210 WLAN Driver	G5MSY4Q	[555-BHCC]	7

Category	Description	Code	SKU	ID
Wireless	Intel AX210 Wireless Card with Bluetooth	GI3D0B5	[555-BHCH]	19
Mobile Broadband	4G CAT16 - Qualcomm® Snapdragon™ X20 LTE (DW5821e), eSIM, AT&T, NMEA GPS port	GKAM5DS	[556-BCYN]	114
Primary Battery	3 Cell, 53.5 Wh, ExpressCharge™ Capable	GUASJ5V	[451-BCWC] [389-ECGC]	112
Power Supply	65W Type-C EPEAT Adapter	G35S0FA	[492-BCXP]	1015
PalmRest	Full Security - Fingerprint Reader, Contacted Smartcard Reader, Contactless Smartcard Reader	GQCY0RK	[346-BHQJ]	55
Protect your new PC	No anti-virus software	GD4K19S	[650-AAAM]	1014
Operating System Recovery Options	OS-Windows Media Not Included	GLA90Q1	[620-AALW]	200013
Cable	E4 Power Cord 1M for US	G7XRU8M	[537-BBBL]	20
Placemat	Setup and Features Guide	GLPMFC4	[340-CXCE]	60
Carrying Cases	No Carrying Case	G3WKGOY	[460-BBEX]	118
Second Battery	Additional 3 Cell 53.5 Whr ExpressCharge Capable Battery	G6HSLWM	[451-BCWD] [389-ECGC]	113
Resource Media	No Resource USB Media	G5KFAU6	[430-XXYG]	50
Documentation/Disks	Safety/Environment and Regulatory Guide (English/French Multi-language)	G7RB0GY	[340-AGIK]	21
ENERGY STAR	ENERGY STAR Qualified	GFSJ2Q8	[387-BBPC]	122
FGA Module	No FGA	NOFGA	[817-BBBB]	572
Non-Microsoft Application Software	Dell Applications for Windows 11	GYK5F90	[658-BFIP]	1003
Packaging	Mix Ship, Notebook, 5430 Rugged	GTC3KQ1	[340-CYJC]	465
Processor Branding	Intel® Core™ i7 non-vPro Processor Label	GS7J6TG	[389-DXDV]	749
Transportation	Standard Shipment (VS)	G1IR983	[800-BBQK]	200080
Support Tech Sheet and Powercord	No UPC Label	G8WGTYN	[389-BCGW]	292
Camera	Microphone +RGB HD camera; Touch; WLAN/WWAN antennae; Pogo vehicle docking and RF passthrough	GPDQFA8	[319-BBHV]	379
EPEAT 2018	EPEAT 2018 Registered (Silver)	GTZOE2H	[379-BDTP]	200331
GPS	Dedicated u-blox NEO GPS Card	GHO4RKE	[540-BDCC]	1409
Windows AutoPilot	No AutoPilot	GYEO2AP	[340-CKSZ]	291
Rear Expansion Port	Additional USB-A rear port	GIZW7X1	[590-TFHR]	698
Right Side Expansion Port	Additional TBT/Type-C port	G7TB09C	[325-BEJZ]	289
Handle	Rigid handle	G5GV1OW	[750-ADPK]	200503
Hardware Support Services	5 Years ProSupport Plus with Next Business Day Onsite Service	PPN5	[808-6796] [808-6797] [808-6827] [808-6845] [975-3461] [997-8367] [808-6805] [808-6826]	29

Premier discount

-\$14,855.84

Item total: \$9,732.16

Havis DS-DELL-426-3 - Docking station - GigE - for Dell Latitude 12, 14, 5414, 5420, 5424, 7214, 742

4

\$786.99

\$3,147.96



HAVIS DS-DELL-426-3 - DOCKING STATION -

Discounted unit price: \$661.33
Manufacturer Part# : DS-DELL-426-3
Dell Part# : AB913619

Estimated Delivery
FREE Standard Delivery to 48723-1698 by
Monday, July 3, 2023

Catalog Number: 84 / rrcr1296685-6787098

Category	Description	Code	SKU	ID
Additional Non-System Options	HAVIS DS-DELL-426-3 - DOCKING STATION -	10864787	[AB913619]	702
Premier discount				-\$502.64
Item total:				\$2,645.32

Savings: \$15,358.48

Subtotal (8): \$12,377.48

Savings \$15,358.48

Subtotal (8) \$12,377.48

Estimated Shipping \$0.00

Total \$12,377.48

Support Support
Order Status

Account Account
Your Profile

Drivers & Downloads

Dell Contacts

Product Support

Address Book

Support by Topic

Warranty Information

Order Support

Your Products Your Products **About Dell** About Dell
Quotes Dell Technologies

Sales Quotes

Systems

Peripherals

Copyright © 2022 Dell Inc. Legal & Regulatory Terms of Sale Privacy Statement Do Not Sell My Personal Information

Accessibility Anti-Slavery & Human Trafficking

Ultrabook, Celeron, Celeron Inside, Core Inside, Intel, Intel Logo, Intel Atom, Intel Atom Inside, Intel Core, Intel Inside, Intel Inside Logo, Intel vPro, Itanium, Itanium Inside, Pentium, Pentium Inside, vPro Inside, Xeon, Xeon Phi, Xeon Inside, and Intel Optane are trademarks of Intel Corporation or its subsidiaries in the U.S. and/or other countries.

Same day shipment subject to order size limitations, Dell standard shipping methods and payment via credit card, gift card or Dell Business Credit. Notification will be provided if there are payment delays which could impact shipping date. Electronics and accessories may ship separately.

Smart Selection. Limited quantities. Only available for orders placed by 5:59 p.m. CT Mon.–Thurs. Systems shipped the next business day after an order is placed. Subject to order approval. Software and accessories not part of the configuration will be shipped separately and may arrive after your system. Please note that Smart Selection Configuration pricing cannot be combined with other pricing offers or discounts provided or agreed to by Dell. ** Orders with Custom Factory Integration might require additional processing time.

***DELL BUSINESS CREDIT (DBC):** Offered to business customers by WebBank, who determines qualifications for and terms of credit. Taxes, shipping and other charges are extra and vary. The Total Minimum Payment Due is the greater of either \$20 or 3% of the New Balance shown on the statement rounded up to the next dollar, plus all past due amounts. Dell and the Dell logo are trademarks of Dell Inc.

Payment solutions provided and serviced by Dell Financial Services L.L.C. or its affiliate or designee ("DFS") for qualified customers. Offers may not be available in all areas. **Page 17 of 82

may vary in certain countries. Where available offers may be changed without notice and are subject to product availability, applicable law, credit approval, documentation provided by and acceptable to DFS and may be subject to minimum transaction size. Offers not available for personal, family or household use. Dell Technologies and the Dell Technologies logo are trademarks of Dell Inc. Restrictions and additional requirements may apply to transactions with governmental or public entities.

¹Subject to applicable law and regulations. ALL ORDERS ARE SUBJECT TO APPROVAL AND ACCEPTANCE BY DELL. Pricing, availability and other terms of offer may be withdrawn or changed without notice. Dell cannot be held responsible for errors in typography or photography.



Quote #Z
Thank you for choosing CDW. We have received your quote.

Hardware Software Services IT Solutions Brands Research Hub

Review and Complete Purchase

STEVE ANDERSON,

Thank you for considering CDW•G for your technology needs. The details of your quote are below. **If you are an eProcurement or single sign on customer, please log into your system to access the CDW site.** You can search for your quote to retrieve and transfer back into your system for processing.

For all other customers, click below to convert your quote to an order.

Convert Quote to Order

QUOTE #	QUOTE DATE	QUOTE REFERENCE	CUSTOMER #	GRAND TOTAL
1C93JQ8	11/4/2022	R3-2020-80-0083	4389920	\$26,726.36

QUOTE DETAILS

ITEM	QTY	CDW#	UNIT PRICE	EXT. PRICE
<u>Cradlepoint IBR900 Series IBR900-1200M-8 - wireless router - N1WAN - 802.11g</u> Mfg. Part#: MA5-0900120B-NNA UNSPSC: 43233204 Contract: Michigan Master Computing-MIDEAL (071B6600110)	4	5766206	\$1,691.95	\$6,767.80
<u>Panorams Low-Profile 5-in-1 Sharkfin Antenna - Black</u> Mfg. Part#: SH-IN2440 Contract: Michigan Master Computing-MIDEAL (071B6600110)	4	5776205	\$259.64	\$1,038.56
<u>DELL CTO HAWKS DS-DELL-426-2</u> Mfg. Part#: 3000136052998 Contract: Michigan Master Computing-MiDEAL (071B6600110)	4	7240608	\$755.00	\$3,020.00
<u>DELL CTO 5430 I7-1185G7 612.16</u> Mfg. Part#: 3000136052999 Contract: Michigan Master Computing-MiDEAL (071B6600110)	4	7240610	\$3,975.00	\$15,900.00

SUBTOTAL	\$26,726.36
SHIPPING	\$0.00
SALES TAX	\$0.00
GRAND TOTAL	\$26,726.36

PURCHASER BILLING INFO	DELIVER TO
Billing Address: TUSCOLA COUNTY SHERIFF'S DEPT ACCTS PAYABLE 420 COURT ST CARO, MI 48723-1606 Phone: (989) 673-8161 Payment Terms: Request Terms	Shipping Address: TUSCOLA COUNTY SHERIFF'S DEPT ATTN:STEVE ANDERSON 420 COURT ST CARO, MI 48723-1606 Phone: (989) 673-8161 Shipping Method: DROP SHIP-GROUND
Please remit payments to:	

Quote #3



Quotation

Customer Name: Tuscola County
 Contact Name: Steve Anderson
 Phone: 989-673-5181
 Email: tcemanderson@tuscolacounty.org
 Street: 420 Court St. Suite #1
 City, State Zip: Caro, MI 48723

Date: 11/16/2022
 Quotation #: 1026
 Customer ID: TUSCO
 Contract Name: Open Market
 DUNS #: 118401960
 Fed TAX ID: 87-3339514
 Terms: UPFRONT
 Quote Expiry: 12/10/2022

Order / Payment Address
 vCloud Choice Inc.
 Street Address: 6860 Dallas Pkwy Suite 200
 City, State Zip: Plano, TX, 75024
 Toll Free #: (214) 234-9361
 Email: support@vcloudchoice.com
 Website: www.vcloudchoice.com

Sales Rep Name: Walter John
 Sales Rep Email: wjohn@vcloudchoice.com
 Phone: (213) 527-2716

Line Item #	Part#	Description	Qty	Unit Price	Ext. Price
1	3000136353334	CTO LATI 5430 RUG I7-1185G7 16G 12/10/22	4	\$ 3,799.00	\$ 15,196.00
2	TCA5-0900120B-NN	CRADLEPOINT INC : 5-yr NetCloud Ruggedized IoT Essentials Plan, Advanced Plan, and IBR900 router	4	\$ 2,099.99	\$ 8,399.96
3	DS-DELL-426-3-R	HAVISDEVMT, DOCKST, DELL, LAT12-14,3 HGANT, ATOS	4	\$ 949.99	\$ 3,799.96
4	SH-IN2440	PANORAMA ANTENNAS Low profile Sharkfin, 5 in 1	4	\$ 265.00	\$ 1,060.00
Sub Total					\$ 28,455.92
Shipping					\$ -
Sales Tax					\$ 1,707.36
Total					\$ 30,163.28



Quote #4
Thank you for choosing CDW. We have received your quote.

Hardware Software Services IT Solutions Brands Research Hub

Review and Complete Purchase

STEVE ANDERSON,

Thank you for considering CDW•G for your technology needs. The details of your quote are below. **If you are an eProcurement or single sign on customer, please log into your system to access the CDW site.** You can search for your quote to retrieve and transfer back into your system for processing.

For all other customers, click below to convert your quote to an order.

Convert Quote to Order

QUOTE #	QUOTE DATE	QUOTE REFERENCE	CUSTOMER #	GRAND TOTAL
1C93JQ8	11/4/2022	R3-2020-80-0083	4389920	\$10,497.68

QUOTE DETAILS

ITEM	QTY	CDW#	UNIT PRICE	EXT. PRICE
<u>Credentia XR900 Series XR900-1200M-B - wireless router - 4WAN - 802.11e</u> Mfg. Part#: MA5-0900120B-NNA UNSPSC: 43233204 Contract: Sourcwell 081419#CDW Technology Catalog/NSA (081419-CDW)	4	5766206	\$1,620.71	\$6,482.84
<u>Panorams Low-Profile 5-in-1 Sharkfin Antenna - Black</u> Mfg. Part#: SH-IN2440 Contract: Sourcwell 081419#CDW Technology Catalog/NSA (081419-CDW)	4	5776205	\$248.71	\$994.84
<u>DELL CTO SAVES DS-DELL-428-3</u> Mfg. Part#: 3000136087773 Contract: Sourcwell 081419#CDW Technology Catalog/NSA (081419-CDW)	4	7242522	\$755.00	\$3,020.00

	SUBTOTAL	\$10,497.68
	SHIPPING	\$0.00
	SALES TAX	\$0.00
	GRAND TOTAL	\$10,497.68

PURCHASER BILLING INFO	DELIVER TO
Billing Address: TUSCOLA COUNTY SHERIFF'S DEPT ACCTS PAYABLE 420 COURT ST CARO, MI 48723-1606 Phone: (989) 673-8161 Payment Terms: Request Terms	Shipping Address: TUSCOLA COUNTY SHERIFF'S DEPT ATTN:STEVE ANDERSON 420 COURT ST CARO, MI 48723-1606 Phone: (989) 673-8161 Shipping Method: DROP SHIP-GROUND Please remit payments to: CDW Government 75 Remittance Drive Suite 1515 Chicago, IL 60675-1515

Purchase Request - Rescue Task Force Body Armor

Looking for BOC approval to purchase the following items with FY 2020 Homeland Security Grant Money, which is 100% reimbursable expense.

National Institute of Justice (NIJ) Level III Body Armor (front/rear/sides) including carrier;
Quantity: 12 vests total

CMP Distributors, Inc	Spartan Armor Systems	Ace Link Armor
	\$7,740.37 (x13)	\$9,798.00 (x12)

This body armor will be placed strategically at various fire departments in the county for response to active assailant type events.

\$7,851.44



Ballistic Vest Carrier and Plate quote for Rescue Task Force

2 messages

Steve Anderson <tcemanderson@tuscolacounty.org>
To: sales@cmpdist.com

Tue, Nov 15, 2022 at 11:51 AM

Greetings,

I am trying to obtain a quote for the purchase of 12 Level III vest carriers with front/rear and side plates for a rescue task force. Something like the Point Blank FRK or anything else similar...

Steve

Deputy Steven Anderson
Emergency Manager
420 Court St. Suite #1
Caro, MI 48723
Office # 989-673-5181
Cell # 989-450-0147
Fax # 989-673-8164

CONFIDENTIALITY WARNING: This email may contain confidential or proprietary business information and is for the sole use of the intended recipient(s). Any unauthorized use or disclosure of this communication, including attachments, is strictly prohibited. If you believe that you have received this email in error, please notify the sender immediately and delete it from your system.

Catherine Parks <catherine@cmpdist.com>
To: Steve Anderson <tcemanderson@tuscolacounty.org>
Cc: Info <info@cmpdist.com>

Fri, Nov 18, 2022 at 3:24 PM

Hello Deputy Anderson,

Thank you for your email. We are happy to get a quote sent to you.

Thank you and please let us know if we can help you with anything else.

Catherine M. Parks

CMP Distributors, Inc.

517-721-0970 office

517-974-4276 cell

[Quoted text hidden]

This email and any files transmitted with it are intended solely for the use of the individual or entity to whom they are addressed. If you have received this email in error please notify the message sender. This message contains confidential information and is intended only for the individual named. If you are not the named addressee you should not disseminate, distribute or copy this e-mail. Please notify the sender immediately by e-mail if you have received this e-mail by mistake and delete this e-mail from your system. If you are not the intended recipient you are notified that disclosing, copying, distributing or taking any action in reliance on the contents of this information is strictly prohibited.

Invoice


Estimate

Spartan Armor Systems



Address
1830 W Copper St
Tucson, AZ 85745
Phone: (520) 396-3335
Email: admin@spartanarmorsystems.com

Order #	Date
S20731	11/02/2022



Bill To: Tuscola County Sheriffs Office Attn: Steven Anderson 420 Court St. Suite #1 Caro, MI 48723	Ship To: Tuscola County Sheriffs Office Attn: Steven Anderson 420 Court St. Suite #1 Caro, MI 48723
Customer: Tuscola County Sheriffs Office	Contact: Tuscola County Sheriffs Office

Memos

Date	User	Memo

Sales Rep	Payment Terms	FOB Point	Carrier	Ship Service	Date Scheduled
PBailey	Net 30	Origin	USPS1		11/02/2022


Item #	Type	Number / Description	Unit Price	Qty Ordered	Total Price
1	Kit	SAS-AR550PKG-AC-BK-ATC-FC-KIT - AR550 Body Armor and Achilles Shooters Laser Cut Plate Carrier - Black, ATC, FC	\$661.57	13 ea	\$ 8,600.41
2	Sale	SAS-AC-LC-BK - Spartan Armor Systems Achilles Shooters Laser Cut Plate Carrier - Black	\$0.00	13 ea	\$ 0.00
3	Sale	SA-550-10 X 12 SH ATC FC - STEEL 550, 10 X 12 SHOOTERS CUT, ATC FULL COAT	\$0.00	26 ea	\$ 0.00
4	Kit	SAS-55066-FC-KIT - AR550 6x6 Side Plates Set of Two - Full Coat	\$0.00	12 ea	\$ 0.00
5	Sale	SA-550-6 X 6 SIDE PLATE FC - STEEL 550, 6 X 6 SIDE PLATE FULL COAT	\$0.00	24 ea	\$ 0.00
6	Kit	SAS-TP1012 - Trauma Pad Set of Two - 10x12	\$0.00	12 ea	\$ 0.00
7	Sale	SA-TRPD-10 X 12 SHOOTERS - TRAUMA PAD, 10 X 12 SHOOTERS CUT	\$0.00	24 ea	\$ 0.00
8	Subtotal	Subtotal			\$ 8,600.41
9	Discount	LEO Discount			-\$ 860.04
10	Subtotal	Subtotal			\$ 7,740.37

Subtotal:	\$7,740.37
Sales Tax:	\$0.00
Total:	\$7,740.37
Paid:	\$0.00
Balance Due:	\$7,740.37

Approval: _____ Date: _____

CART

Shipping costs updated.



QUADRELEASE 2.0 TACTICAL PLATE CARRIER

COMPONENTS: 10 x QUADRELEASE 2.0 CARRIER ONLY - BLACK, SIZE XL - 47-52";
20 x LEVEL 3+ MULTI-CURVE SPECIAL THREAT ARMOR PLATE; 20
x 6x13" LEVEL 3A SIDE ARMOR INSERT

\$979.80

- 10 +

REMOVE

\$9,798.00

Name

APPLY

Subtotal \$9,798.00

Shipping UPS GROUND (FREE SHIPPING)

Orders above \$350 receives free shipping.


Shipping to Caro, MI 48723.

[Change address](#)

Tax \$0.00

Total \$9,798.00

or 4 interest-free payments on orders up to **\$1500** with **ZIP** ⓘ

 **PayPal** As low as 0% APR for up to 12 months. Learn more

PROCEED TO CHECKOUT

Pay now or pay later

INFO@ACELINKUSA.COM

(949)521-6625



3 CHRYSLER, STE 150, IRVINE, CA 92618

[PRIVACY POLICY](#)

[MY ACCOUNT](#)

[SHIPPING AND DELIVERY](#)

[ORDER TRACKING](#)

[RETURN AND REFUND POLICY](#)

[CONTACT](#)

[MODE OF PAYMENT](#)

[TERMS OF SERVICE](#)

[AFFILIATE PROGRAM](#)

[TACTICAL VEST](#)

[DEALERS INQUIRIES](#)

[BULLETPROOF VESTS](#)

[ARMOR GUIDE](#)

[BALLISTIC ARMOR](#)

[BALLISTIC PLATES](#)

[ARMOR CARRIERS](#)



Apportionment Report

TUSCOLA COUNTY

October 2022

Tuscola County
2022 Apportionment Report

Table of Contents

Mills Apportioned by the County Board of Commissioners	Page 1
Statement of Taxable Values for Various Taxing Authorities	Page 10
Comparison Charts	Page 15
Ad Valorem Taxes Levied By Government Unit	
Akron Township - <i>Village of Akron</i>	Page 17
Almer Township	Page 18
Arbela Township	Page 19
Columbia Township - <i>Village of Unionville</i>	Page 20
Dayton Township	Page 22
Denmark Township - <i>Village of Reese</i>	Page 23
Elkland Township - <i>Village of Cass City</i>	Page 25
Ellington Township	Page 26
Elmwood Township - <i>Village of Gagetown</i>	Page 27
Fairgrove Township - <i>Village of Akron, Village of Fairgrove</i>	Page 28
Fremont Township - <i>Village of Mayville</i>	Page 30
Gilford Township	Page 31
Indianfields Township	Page 32
Juniata Township	Page 33
Kingston Township - <i>Village of Kingston</i>	Page 35
Koylton Township - <i>Village of Kingston</i>	Page 37
Millington Township - <i>Village of Millington</i>	Page 38
Novesta Township	Page 39
Tuscola Township	Page 40
Vassar Township	Page 41
Watertown Township	Page 42
Wells Township	Page 43
Wisner Township	Page 44
City of Caro	Page 45
City of Vassar	Page 46
Compilation of Overall Estimated Tax Revenue	Page 47

Tuscola County Millage Rates

Government Unit	School District & Taxable Status	Gov't Unit (summer)	Gov't Unit (winter)	Total Village (summer)	Total Village (winter)	Library (summer)	Library (winter)	Total Library	Authority Name	Authority (summer)	Authority (winter)	Total Authority	County (summer)	County (winter)	Total County	School (summer)	School (winter)	Total School	I.S.D. Name	I.S.D. (summer)	I.S.D. (winter)	Total I.S.D.	SET	Total Annual Levy	Total Summer Levy	Total Winter Levy	
Akron Township	Akron-Fairgrove School District (Non-PRE)	0.0000	5.2224	5.2224	5.2224	0.0000	0.7916	0.7916	0.0000	0.0000	0.0000	0.0000	3.9141	4.3980	8.3121	0.0000	20.6500	20.6500		0.0000	4.2409	4.2409	6.0000	45.2170	9.9141	35.3029	
	Akron-Fairgrove School District (PRE)	0.0000	5.2224	5.2224	5.2224	0.0000	0.7916	0.7916	0.0000	0.0000	0.0000	0.0000	3.9141	4.3980	8.3121	0.0000	2.6500	2.6500	Tuscola	0.0000	4.2409	4.2409	6.0000	27.2170	9.9141	17.3029	
	Akron-Fairgrove School District (Com. Personal)	0.0000	5.2224	5.2224	5.2224	0.0000	0.7916	0.7916	0.0000	0.0000	0.0000	0.0000	3.9141	4.3980	8.3121	0.0000	8.6500	8.6500		0.0000	4.2409	4.2409	6.0000	33.2170	9.9141	23.3029	
	Akron-Fairgrove School District (Ind. Personal)	0.0000	5.2224	5.2224	5.2224	0.0000	0.7916	0.7916	0.0000	0.0000	0.0000	0.0000	3.9141	4.3980	8.3121	0.0000	2.6500	2.6500		0.0000	4.2409	4.2409	6.0000	21.2170	9.9141	11.3029	
	Unionville-Sidewalling School District (Non-PRE)	0.0000	5.2224	5.2224	5.2224	0.0000	0.0000	0.0000	0.0000	0.0000	0.0000	0.0000	3.9141	4.3980	8.3121	0.0000	23.7200	23.7200		0.0000	4.2409	4.2409	6.0000	47.4954	9.9141	37.5813	
	Unionville-Sidewalling School District (PRE)	0.0000	5.2224	5.2224	5.2224	0.0000	0.0000	0.0000	0.0000	0.0000	0.0000	0.0000	0.0000	3.9141	4.3980	8.3121	0.0000	5.7200	5.7200	Tuscola	0.0000	4.2409	4.2409	6.0000	29.4954	9.9141	19.5813
	Unionville-Sidewalling School District (Com. Personal)	0.0000	5.2224	5.2224	5.2224	0.0000	0.0000	0.0000	0.0000	0.0000	0.0000	0.0000	0.0000	3.9141	4.3980	8.3121	0.0000	11.7200	11.7200		0.0000	4.2409	4.2409	6.0000	35.4954	9.9141	25.5813
	Unionville-Sidewalling School District (Ind. Personal)	0.0000	5.2224	5.2224	5.2224	0.0000	0.0000	0.0000	0.0000	0.0000	0.0000	0.0000	0.0000	3.9141	4.3980	8.3121	0.0000	5.7200	5.7200		0.0000	4.2409	4.2409	6.0000	23.4954	9.9141	13.5813
	New Charter Township	Akron-Fairgrove School District (Non-PRE)	0.0000	3.4364	3.4364	3.4364	0.0000	0.7916	0.7916	0.0000	0.0000	1.9904	1.9904	3.9141	4.3980	8.3121	0.0000	20.6500	20.6500		0.0000	4.2409	4.2409	6.0000	45.4214	9.9141	35.5073
		Akron-Fairgrove School District (PRE)	0.0000	3.4364	3.4364	3.4364	0.0000	0.7916	0.7916	0.0000	0.0000	1.9904	1.9904	3.9141	4.3980	8.3121	0.0000	2.6500	2.6500	Tuscola	0.0000	4.2409	4.2409	6.0000	27.4214	9.9141	17.5073
Akron-Fairgrove School District (Com. Personal)		0.0000	3.4364	3.4364	3.4364	0.0000	0.7916	0.7916	0.0000	0.0000	1.9904	1.9904	3.9141	4.3980	8.3121	0.0000	8.6500	8.6500		0.0000	4.2409	4.2409	6.0000	33.4214	9.9141	23.5073	
Akron-Fairgrove School District (Ind. Personal)		0.0000	3.4364	3.4364	3.4364	0.0000	0.7916	0.7916	0.0000	0.0000	1.9904	1.9904	3.9141	4.3980	8.3121	0.0000	2.6500	2.6500		0.0000	4.2409	4.2409	6.0000	21.4214	9.9141	11.5073	
Care School District (Non-PRE)		0.0000	3.4364	3.4364	3.4364	0.0000	1.4882	1.4882	0.0000	0.0000	1.9904	1.9904	1.9904	3.9141	4.3980	8.3121	0.0000	23.6428	23.6428		0.0000	4.2409	4.2409	6.0000	49.1108	9.9141	39.1967
Care School District (PRE)		0.0000	3.4364	3.4364	3.4364	0.0000	1.4882	1.4882	0.0000	0.0000	1.9904	1.9904	1.9904	3.9141	4.3980	8.3121	0.0000	5.6500	5.6500	Tuscola	0.0000	4.2409	4.2409	6.0000	31.1180	9.9141	21.2039
Care School District (Com. Personal)		0.0000	3.4364	3.4364	3.4364	0.0000	1.4882	1.4882	0.0000	0.0000	1.9904	1.9904	1.9904	3.9141	4.3980	8.3121	0.0000	11.6428	11.6428		0.0000	4.2409	4.2409	6.0000	37.1180	9.9141	27.1967
Care School District (Ind. Personal)		0.0000	3.4364	3.4364	3.4364	0.0000	1.4882	1.4882	0.0000	0.0000	1.9904	1.9904	1.9904	3.9141	4.3980	8.3121	0.0000	5.6500	5.6500		0.0000	4.2409	4.2409	6.0000	25.1180	9.9141	15.2039
Case City School District (Non-PRE)		0.0000	3.4364	3.4364	3.4364	0.0000	0.0000	0.0000	0.0000	0.0000	0.0000	1.9904	1.9904	3.9141	4.3980	8.3121	0.0000	20.8813	20.8813		0.0000	4.2409	4.2409	6.0000	44.8611	9.9141	34.9470
Case City School District (PRE)		0.0000	3.4364	3.4364	3.4364	0.0000	0.0000	0.0000	0.0000	0.0000	0.0000	1.9904	1.9904	3.9141	4.3980	8.3121	0.0000	3.0000	3.0000	Tuscola	0.0000	4.2409	4.2409	6.0000	26.9798	9.9141	17.0657
Case City School District (Com. Personal)	0.0000	3.4364	3.4364	3.4364	0.0000	0.0000	0.0000	0.0000	0.0000	0.0000	1.9904	1.9904	3.9141	4.3980	8.3121	0.0000	8.8813	8.8813		0.0000	4.2409	4.2409	6.0000	32.8611	9.9141	22.9470	
Case City School District (Ind. Personal)	0.0000	3.4364	3.4364	3.4364	0.0000	0.0000	0.0000	0.0000	0.0000	0.0000	1.9904	1.9904	3.9141	4.3980	8.3121	0.0000	3.0000	3.0000		0.0000	4.2409	4.2409	6.0000	20.9798	9.9141	11.0657	
Arlene Township	Franklin School District (Non-PRE)	0.0000	3.7652	3.7652	3.7652	0.0000	0.9498	0.9498	0.0000	0.0000	0.0000	0.0000	3.9141	4.3980	8.3121	0.0000	22.0764	22.0764		0.0000	4.6438	4.6438	6.0000	45.7473	9.9141	35.8332	
	Franklin School District (PRE)	0.0000	3.7652	3.7652	3.7652	0.0000	0.9498	0.9498	0.0000	0.0000	0.0000	0.0000	3.9141	4.3980	8.3121	0.0000	4.0764	4.0764	Saginaw	0.0000	4.6438	4.6438	6.0000	27.7473	9.9141	17.8332	
	Franklin School District (Com. Personal)	0.0000	3.7652	3.7652	3.7652	0.0000	0.9498	0.9498	0.0000	0.0000	0.0000	0.0000	3.9141	4.3980	8.3121	0.0000	10.0764	10.0764		0.0000	4.6438	4.6438	6.0000	33.7473	9.9141	23.8332	
	Franklin School District (Ind. Personal)	0.0000	3.7652	3.7652	3.7652	0.0000	0.9498	0.9498	0.0000	0.0000	0.0000	0.0000	3.9141	4.3980	8.3121	0.0000	4.0764	4.0764		0.0000	4.6438	4.6438	6.0000	21.7473	9.9141	11.8332	
	Millington School District (Non-PRE)	0.0000	3.7652	3.7652	3.7652	0.0000	0.9498	0.9498	0.0000	0.0000	0.0000	0.0000	3.9141	4.3980	8.3121	0.0000	20.9017	20.9017		0.0000	4.2409	4.2409	6.0000	44.1697	9.9141	34.2556	
	Millington School District (PRE)	0.0000	3.7652	3.7652	3.7652	0.0000	0.9498	0.9498	0.0000	0.0000	0.0000	0.0000	3.9141	4.3980	8.3121	0.0000	2.9017	2.9017	Tuscola	0.0000	4.2409	4.2409	6.0000	26.1697	9.9141	16.2556	
	Millington School District (Com. Personal)	0.0000	3.7652	3.7652	3.7652	0.0000	0.9498	0.9498	0.0000	0.0000	0.0000	0.0000	3.9141	4.3980	8.3121	0.0000	8.9017	8.9017		0.0000	4.2409	4.2409	6.0000	32.1697	9.9141	22.2556	
	Millington School District (Ind. Personal)	0.0000	3.7652	3.7652	3.7652	0.0000	0.9498	0.9498	0.0000	0.0000	0.0000	0.0000	3.9141	4.3980	8.3121	0.0000	2.9017	2.9017		0.0000	4.2409	4.2409	6.0000	20.1697	9.9141	10.2556	
	Vassar School District (Non-PRE)	0.0000	3.7652	3.7652	3.7652	0.0000	0.9498	0.9498	0.0000	0.0000	0.0000	0.0000	3.9141	4.3980	8.3121	0.0000	20.8312	20.8312		0.0000	4.2409	4.2409	6.0000	44.0992	9.9141	34.1851	
	Vassar School District (PRE)	0.0000	3.7652	3.7652	3.7652	0.0000	0.9498	0.9498	0.0000	0.0000	0.0000	0.0000	3.9141	4.3980	8.3121	0.0000	3.0000	3.0000	Tuscola	0.0000	4.2409	4.2409	6.0000	26.2880	9.9141	16.3539	
Vassar School District (Com. Personal)	0.0000	3.7652	3.7652	3.7652	0.0000	0.9498	0.9498	0.0000	0.0000	0.0000	0.0000	3.9141	4.3980	8.3121	0.0000	8.8312	8.8312		0.0000	4.2409	4.2409	6.0000	32.0992	9.9141	22.1851		
Vassar School District (Ind. Personal)	0.0000	3.7652	3.7652	3.7652	0.0000	0.9498	0.9498	0.0000	0.0000	0.0000	0.0000	3.9141	4.3980	8.3121	0.0000	3.0000	3.0000		0.0000	4.2409	4.2409	6.0000	20.2880	9.9141	10.3539		

Tuscola County Millage Rates

Government Unit School District & Taxable Status	Gov't Unit (summer)	Gov't Unit (winter)	Total Village (summer)	Total Village (winter)	Library (summer)	Library (winter)	Total Library	Authority Name	Authority (summer)	Authority (winter)	Total Authority	County (summer)	County (winter)	Total County	School (summer)	School (winter)	Total School	I.S.D. Name	I.S.D. (summer)	I.S.D. (winter)	Total I.S.D.	SET	Total Annual Levy	Total Summer Levy	Total Winter Levy
Columbia Township																									
Owendale-Gagetown School District (Non-PRE)	0.0000	6.3912	6.3912	6.3912	0.0000	0.0000	0.0000	0.0000	0.0000	0.0000	0.0000	3.9141	4.3980	8.3124	0.0000	20.0500	20.0500	Huron	0.0000	4.8886	4.8886	0.0000	45.6419	9.9411	35.7278
Owendale-Gagetown School District (PRE)	0.0000	6.3912	6.3912	6.3912	0.0000	0.0000	0.0000	0.0000	0.0000	0.0000	0.0000	3.9141	4.3980	8.3124	0.0000	2.0500	2.0500	Huron	0.0000	4.8886	4.8886	0.0000	27.6419	9.9411	17.7278
Owendale-Gagetown School District (Com. Personal)	0.0000	6.3912	6.3912	6.3912	0.0000	0.0000	0.0000	0.0000	0.0000	0.0000	0.0000	3.9141	4.3980	8.3124	0.0000	8.0500	8.0500	Huron	0.0000	4.8886	4.8886	0.0000	33.6419	9.9411	23.7278
Owendale-Gagetown School District (Ind. Personal)	0.0000	6.3912	6.3912	6.3912	0.0000	0.0000	0.0000	0.0000	0.0000	0.0000	0.0000	3.9141	4.3980	8.3124	0.0000	2.0500	2.0500	Huron	0.0000	4.8886	4.8886	0.0000	21.6419	9.9411	17.7278
Akron-Fairgrove School District (Non-PRE)	0.0000	6.3912	6.3912	6.3912	0.0000	0.7916	0.7916	0.0000	0.0000	0.0000	0.0000	3.9141	4.3980	8.3124	0.0000	20.6500	20.6500	Tuscola	0.0000	4.2409	4.2409	0.0000	46.3858	9.9411	36.4717
Akron-Fairgrove School District (PRE)	0.0000	6.3912	6.3912	6.3912	0.0000	0.7916	0.7916	0.0000	0.0000	0.0000	0.0000	3.9141	4.3980	8.3124	0.0000	2.6500	2.6500	Tuscola	0.0000	4.2409	4.2409	0.0000	28.3858	9.9411	18.4717
Akron-Fairgrove School District (Com. Personal)	0.0000	6.3912	6.3912	6.3912	0.0000	0.7916	0.7916	0.0000	0.0000	0.0000	0.0000	3.9141	4.3980	8.3124	0.0000	8.6500	8.6500	Tuscola	0.0000	4.2409	4.2409	0.0000	34.3858	9.9411	24.4717
Akron-Fairgrove School District (Ind. Personal)	0.0000	6.3912	6.3912	6.3912	0.0000	0.7916	0.7916	0.0000	0.0000	0.0000	0.0000	3.9141	4.3980	8.3124	0.0000	2.6500	2.6500	Tuscola	0.0000	4.2409	4.2409	0.0000	22.3858	9.9411	12.4717
Caro School District (Non-PRE)	0.0000	6.3912	6.3912	6.3912	0.0000	0.0000	0.0000	0.0000	0.0000	0.0000	0.0000	3.9141	4.3980	8.3124	0.0000	11.6428	11.6428	Tuscola	0.0000	4.2409	4.2409	0.0000	48.5700	9.9411	38.6301
Caro School District (PRE)	0.0000	6.3912	6.3912	6.3912	0.0000	0.0000	0.0000	0.0000	0.0000	0.0000	0.0000	3.9141	4.3980	8.3124	0.0000	5.6500	5.6500	Tuscola	0.0000	4.2409	4.2409	0.0000	30.5942	9.9411	20.6501
Caro School District (Com. Personal)	0.0000	6.3912	6.3912	6.3912	0.0000	0.0000	0.0000	0.0000	0.0000	0.0000	0.0000	3.9141	4.3980	8.3124	0.0000	11.6428	11.6428	Tuscola	0.0000	4.2409	4.2409	0.0000	36.5942	9.9411	26.6729
Caro School District (Ind. Personal)	0.0000	6.3912	6.3912	6.3912	0.0000	0.0000	0.0000	0.0000	0.0000	0.0000	0.0000	3.9141	4.3980	8.3124	0.0000	5.6500	5.6500	Tuscola	0.0000	4.2409	4.2409	0.0000	24.5942	9.9411	14.6501
Cass City School District (Non-PRE)	0.0000	6.3912	6.3912	6.3912	0.0000	0.0000	0.0000	0.0000	0.0000	0.0000	0.0000	3.9141	4.3980	8.3124	0.0000	20.8813	20.8813	Tuscola	0.0000	4.2409	4.2409	0.0000	45.8255	9.9411	35.9114
Cass City School District (PRE)	0.0000	6.3912	6.3912	6.3912	0.0000	0.0000	0.0000	0.0000	0.0000	0.0000	0.0000	3.9141	4.3980	8.3124	0.0000	3.0000	3.0000	Tuscola	0.0000	4.2409	4.2409	0.0000	27.9442	9.9411	18.0301
Cass City School District (Com. Personal)	0.0000	6.3912	6.3912	6.3912	0.0000	0.0000	0.0000	0.0000	0.0000	0.0000	0.0000	3.9141	4.3980	8.3124	0.0000	8.8813	8.8813	Tuscola	0.0000	4.2409	4.2409	0.0000	33.8255	9.9411	23.9114
Cass City School District (Ind. Personal)	0.0000	6.3912	6.3912	6.3912	0.0000	0.0000	0.0000	0.0000	0.0000	0.0000	0.0000	3.9141	4.3980	8.3124	0.0000	3.0000	3.0000	Tuscola	0.0000	4.2409	4.2409	0.0000	21.9442	9.9411	12.0301
Unionville-Selewaing School District (Non-PRE)	0.0000	6.3912	6.3912	6.3912	0.0000	0.0000	0.0000	0.0000	0.0000	0.0000	0.0000	3.9141	4.3980	8.3124	0.0000	23.7200	23.7200	Tuscola	0.0000	4.2409	4.2409	0.0000	48.6642	9.9411	38.7501
Unionville-Selewaing School District (PRE)	0.0000	6.3912	6.3912	6.3912	0.0000	0.0000	0.0000	0.0000	0.0000	0.0000	0.0000	3.9141	4.3980	8.3124	0.0000	5.7200	5.7200	Tuscola	0.0000	4.2409	4.2409	0.0000	30.6642	9.9411	20.7501
Unionville-Selewaing School District (Com. Personal)	0.0000	6.3912	6.3912	6.3912	0.0000	0.0000	0.0000	0.0000	0.0000	0.0000	0.0000	3.9141	4.3980	8.3124	0.0000	11.7200	11.7200	Tuscola	0.0000	4.2409	4.2409	0.0000	36.6642	9.9411	26.7501
Unionville-Selewaing School District (Ind. Personal)	0.0000	6.3912	6.3912	6.3912	0.0000	0.0000	0.0000	0.0000	0.0000	0.0000	0.0000	3.9141	4.3980	8.3124	0.0000	5.7200	5.7200	Tuscola	0.0000	4.2409	4.2409	0.0000	24.6642	9.9411	14.7501
Dayton Township																									
Kingston School District (Non-PRE)	0.0000	3.1431	3.1431	3.1431	0.0000	0.7500	0.7500	0.0000	0.0000	0.0000	0.0000	3.9141	4.3980	8.3124	0.0000	21.0000	21.0000	Tuscola	0.0000	4.2409	4.2409	0.0000	45.4461	9.9411	35.5320
Kingston School District (PRE)	0.0000	3.1431	3.1431	3.1431	0.0000	0.7500	0.7500	0.0000	0.0000	0.0000	0.0000	3.9141	4.3980	8.3124	0.0000	5.0000	5.0000	Tuscola	0.0000	4.2409	4.2409	0.0000	27.4461	9.9411	17.5320
Kingston School District (Com. Personal)	0.0000	3.1431	3.1431	3.1431	0.0000	0.7500	0.7500	0.0000	0.0000	0.0000	0.0000	3.9141	4.3980	8.3124	0.0000	11.0000	11.0000	Tuscola	0.0000	4.2409	4.2409	0.0000	33.4461	9.9411	23.5320
Kingston School District (Ind. Personal)	0.0000	3.1431	3.1431	3.1431	0.0000	0.7500	0.7500	0.0000	0.0000	0.0000	0.0000	3.9141	4.3980	8.3124	0.0000	5.0000	5.0000	Tuscola	0.0000	4.2409	4.2409	0.0000	21.4461	9.9411	17.5320
Mayville School District (Non-PRE)	0.0000	3.1431	3.1431	3.1431	0.0000	0.7500	0.7500	0.0000	0.0000	0.0000	0.0000	3.9141	4.3980	8.3124	0.0000	20.6888	20.6888	Tuscola	0.0000	4.2409	4.2409	0.0000	43.1349	9.9411	33.2208
Mayville School District (PRE)	0.0000	3.1431	3.1431	3.1431	0.0000	0.7500	0.7500	0.0000	0.0000	0.0000	0.0000	3.9141	4.3980	8.3124	0.0000	4.0000	4.0000	Tuscola	0.0000	4.2409	4.2409	0.0000	26.4461	9.9411	16.5320
Mayville School District (Com. Personal)	0.0000	3.1431	3.1431	3.1431	0.0000	0.7500	0.7500	0.0000	0.0000	0.0000	0.0000	3.9141	4.3980	8.3124	0.0000	8.6888	8.6888	Tuscola	0.0000	4.2409	4.2409	0.0000	31.1349	9.9411	21.2208
Mayville School District (Ind. Personal)	0.0000	3.1431	3.1431	3.1431	0.0000	0.7500	0.7500	0.0000	0.0000	0.0000	0.0000	3.9141	4.3980	8.3124	0.0000	4.0000	4.0000	Tuscola	0.0000	4.2409	4.2409	0.0000	20.4461	9.9411	16.5320

Tuscola County Millage Rates

Government Unit	Gov't Unit (summer)	Gov't Unit (winter)	Total Village (summer)	Total Village (winter)	Library (summer)	Library (winter)	Total Library	Authority Name	Authority (summer)	Authority (winter)	Total Authority	County (summer)	County (winter)	Total County	School (summer)	School (winter)	Total School	I.S.D. Name	I.S.D. (summer)	I.S.D. (winter)	Total I.S.D.	SET	Total Annual Levy	Total Summer Levy	Total Winter Levy
Demark Township																									
Franklin School District (Non-PRE)	0.0000	3.4518	3.4518	3.4518	0.0000	0.9965	0.9965	0.0000	0.0000	0.0000	0.0000	3.9141	4.3980	8.3121	0.0000	22.0764	22.0764	0.0000	0.0000	4.6438	4.6438	6.0000	45.4806	9.941	35.5665
Franklin School District (PRE)	0.0000	3.4518	3.4518	3.4518	0.0000	0.9965	0.9965	0.0000	0.0000	0.0000	0.0000	3.9141	4.3980	8.3121	0.0000	4.0764	4.0764	0.0000	0.0000	4.6438	4.6438	6.0000	27.4806	9.941	17.5665
Franklin School District (Com. Personal)	0.0000	3.4518	3.4518	3.4518	0.0000	0.9965	0.9965	0.0000	0.0000	0.0000	0.0000	3.9141	4.3980	8.3121	0.0000	10.0764	10.0764	0.0000	0.0000	4.6438	4.6438	6.0000	31.4806	9.941	23.5665
Franklin School District (Ind. Personal)	0.0000	3.4518	3.4518	3.4518	0.0000	0.9965	0.9965	0.0000	0.0000	0.0000	0.0000	3.9141	4.3980	8.3121	0.0000	4.0764	4.0764	0.0000	0.0000	4.6438	4.6438	6.0000	21.4806	9.941	17.5665
Reese School District (Non-PRE)	0.0000	3.4518	3.4518	3.4518	0.0000	0.9965	0.9965	0.0000	0.0000	0.0000	0.0000	3.9141	4.3980	8.3121	0.0000	21.8000	21.8000	0.0000	0.0000	4.2409	4.2409	6.0000	44.8013	9.941	34.8872
Reese School District (PRE)	0.0000	3.4518	3.4518	3.4518	0.0000	0.9965	0.9965	0.0000	0.0000	0.0000	0.0000	3.9141	4.3980	8.3121	0.0000	3.8000	3.8000	0.0000	0.0000	4.2409	4.2409	6.0000	26.8013	9.941	16.8872
Reese School District (Com. Personal)	0.0000	3.4518	3.4518	3.4518	0.0000	0.9965	0.9965	0.0000	0.0000	0.0000	0.0000	3.9141	4.3980	8.3121	0.0000	9.8000	9.8000	0.0000	0.0000	4.2409	4.2409	6.0000	30.8013	9.941	20.8872
Reese School District (Ind. Personal)	0.0000	3.4518	3.4518	3.4518	0.0000	0.9965	0.9965	0.0000	0.0000	0.0000	0.0000	3.9141	4.3980	8.3121	0.0000	3.8000	3.8000	0.0000	0.0000	4.2409	4.2409	6.0000	20.8013	9.941	16.8872
Elland Township																									
Vassar School District (Non-PRE)	0.0000	3.6518	3.6518	3.6518	0.0000	0.9965	0.9965	0.0000	0.0000	0.0000	0.0000	3.9141	4.3980	8.3121	0.0000	20.8813	20.8813	0.0000	0.0000	4.2409	4.2409	6.0000	43.8225	9.941	33.8872
Vassar School District (PRE)	0.0000	3.6518	3.6518	3.6518	0.0000	0.9965	0.9965	0.0000	0.0000	0.0000	0.0000	3.9141	4.3980	8.3121	0.0000	3.0000	3.0000	0.0000	0.0000	4.2409	4.2409	6.0000	26.0013	9.941	16.0676
Vassar School District (Com. Personal)	0.0000	3.6518	3.6518	3.6518	0.0000	0.9965	0.9965	0.0000	0.0000	0.0000	0.0000	3.9141	4.3980	8.3121	0.0000	8.8312	8.8312	0.0000	0.0000	4.2409	4.2409	6.0000	31.8325	9.941	21.8872
Vassar School District (Ind. Personal)	0.0000	3.6518	3.6518	3.6518	0.0000	0.9965	0.9965	0.0000	0.0000	0.0000	0.0000	3.9141	4.3980	8.3121	0.0000	3.0000	3.0000	0.0000	0.0000	4.2409	4.2409	6.0000	20.0013	9.941	16.0676
Elland Township																									
Owendale-Gagetown School District (Non-PRE)	0.0000	3.6374	3.6374	3.6374	0.0000	1.0936	1.0936	0.0000	0.0000	0.0000	0.0000	3.9141	4.3980	8.3121	0.0000	20.0500	20.0500	0.0000	0.0000	4.8886	4.8886	6.0000	43.9817	9.941	34.0676
Owendale-Gagetown School District (PRE)	0.0000	3.6374	3.6374	3.6374	0.0000	1.0936	1.0936	0.0000	0.0000	0.0000	0.0000	3.9141	4.3980	8.3121	0.0000	2.0500	2.0500	0.0000	0.0000	4.8886	4.8886	6.0000	25.9817	9.941	16.0676
Owendale-Gagetown School District (Com. Personal)	0.0000	3.6374	3.6374	3.6374	0.0000	1.0936	1.0936	0.0000	0.0000	0.0000	0.0000	3.9141	4.3980	8.3121	0.0000	8.0500	8.0500	0.0000	0.0000	4.8886	4.8886	6.0000	31.9817	9.941	22.0676
Owendale-Gagetown School District (Ind. Personal)	0.0000	3.6374	3.6374	3.6374	0.0000	1.0936	1.0936	0.0000	0.0000	0.0000	0.0000	3.9141	4.3980	8.3121	0.0000	2.0500	2.0500	0.0000	0.0000	4.8886	4.8886	6.0000	19.9817	9.941	16.0676
Cass City School District (Non-PRE)	0.0000	3.6374	3.6374	3.6374	0.0000	1.0936	1.0936	0.0000	0.0000	0.0000	0.0000	3.9141	4.3980	8.3121	0.0000	20.8813	20.8813	0.0000	0.0000	4.2409	4.2409	6.0000	44.1653	9.941	34.2512
Cass City School District (PRE)	0.0000	3.6374	3.6374	3.6374	0.0000	1.0936	1.0936	0.0000	0.0000	0.0000	0.0000	3.9141	4.3980	8.3121	0.0000	3.0000	3.0000	0.0000	0.0000	4.2409	4.2409	6.0000	26.2840	9.941	16.3699
Cass City School District (Com. Personal)	0.0000	3.6374	3.6374	3.6374	0.0000	1.0936	1.0936	0.0000	0.0000	0.0000	0.0000	3.9141	4.3980	8.3121	0.0000	8.8813	8.8813	0.0000	0.0000	4.2409	4.2409	6.0000	32.1653	9.941	22.2512
Cass City School District (Ind. Personal)	0.0000	3.6374	3.6374	3.6374	0.0000	1.0936	1.0936	0.0000	0.0000	0.0000	0.0000	3.9141	4.3980	8.3121	0.0000	3.0000	3.0000	0.0000	0.0000	4.2409	4.2409	6.0000	20.2840	9.941	16.3699
Ellington Township																									
Cass City School District (Non-PRE)	0.0000	4.7563	4.7563	4.7563	0.0000	1.4882	1.4882	0.0000	0.0000	0.0000	0.0000	3.9141	4.3980	8.3121	0.0000	23.6238	23.6238	0.0000	0.0000	4.2409	4.2409	6.0000	48.4403	9.941	38.5052
Cass City School District (PRE)	0.0000	4.7563	4.7563	4.7563	0.0000	1.4882	1.4882	0.0000	0.0000	0.0000	0.0000	3.9141	4.3980	8.3121	0.0000	5.6500	5.6500	0.0000	0.0000	4.2409	4.2409	6.0000	30.4403	9.941	20.5052
Cass City School District (Com. Personal)	0.0000	4.7563	4.7563	4.7563	0.0000	1.4882	1.4882	0.0000	0.0000	0.0000	0.0000	3.9141	4.3980	8.3121	0.0000	11.6438	11.6438	0.0000	0.0000	4.2409	4.2409	6.0000	36.4403	9.941	26.5052
Cass City School District (Ind. Personal)	0.0000	4.7563	4.7563	4.7563	0.0000	1.4882	1.4882	0.0000	0.0000	0.0000	0.0000	3.9141	4.3980	8.3121	0.0000	5.6500	5.6500	0.0000	0.0000	4.2409	4.2409	6.0000	24.4403	9.941	14.5052
Cass City School District (Non-PRE)	0.0000	4.7563	4.7563	4.7563	0.0000	0.0000	0.0000	0.0000	0.0000	0.0000	0.0000	3.9141	4.3980	8.3121	0.0000	20.8813	20.8813	0.0000	0.0000	4.2409	4.2409	6.0000	44.1506	9.941	34.2176
Cass City School District (PRE)	0.0000	4.7563	4.7563	4.7563	0.0000	0.0000	0.0000	0.0000	0.0000	0.0000	0.0000	3.9141	4.3980	8.3121	0.0000	3.0000	3.0000	0.0000	0.0000	4.2409	4.2409	6.0000	26.3093	9.941	16.3699
Cass City School District (Com. Personal)	0.0000	4.7563	4.7563	4.7563	0.0000	0.0000	0.0000	0.0000	0.0000	0.0000	0.0000	3.9141	4.3980	8.3121	0.0000	8.8813	8.8813	0.0000	0.0000	4.2409	4.2409	6.0000	32.1506	9.941	22.2176
Cass City School District (Ind. Personal)	0.0000	4.7563	4.7563	4.7563	0.0000	0.0000	0.0000	0.0000	0.0000	0.0000	0.0000	3.9141	4.3980	8.3121	0.0000	3.0000	3.0000	0.0000	0.0000	4.2409	4.2409	6.0000	20.3093	9.941	16.3699
Ellinwood Township																									
Owendale-Gagetown School District (Non-PRE)	0.0000	7.0705	7.0705	7.0705	0.0000	1.0936	1.0936	0.0000	0.0000	0.0000	0.0000	3.9141	4.3980	8.3121	0.0000	20.0500	20.0500	0.0000	0.0000	4.8886	4.8886	6.0000	47.4148	9.941	37.5007
Owendale-Gagetown School District (PRE)	0.0000	7.0705	7.0705	7.0705	0.0000	1.0936	1.0936	0.0000	0.0000	0.0000	0.0000	3.9141	4.3980	8.3121	0.0000	2.0500	2.0500	0.0000	0.0000	4.8886	4.8886	6.0000	29.4148	9.941	19.5007
Owendale-Gagetown School District (Com. Personal)	0.0000	7.0705	7.0705	7.0705	0.0000	1.0936	1.0936	0.0000	0.0000	0.0000	0.0000	3.9141	4.3980	8.3121	0.0000	8.0500	8.0500	0.0000	0.0000	4.8886	4.8886	6.0000	35.4148	9.941	25.5007
Owendale-Gagetown School District (Ind. Personal)	0.0000	7.0705	7.0705	7.0705	0.0000	1.0936	1.0936	0.0000	0.0000	0.0000	0.0000	3.9141	4.3980	8.3121	0.0000	2.0500	2.0500	0.0000	0.0000	4.8886	4.8886	6.0000	23.4148	9.941	19.5007
Cass City School District (Non-PRE)	0.0000	7.0705	7.0705	7.0705	0.0000	1.0936	1.0936	0.0000	0.0000	0.0000	0.0000	3.9141	4.3980	8.3121	0.0000	20.8813	20.8813	0.0000	0.0000	4.2409	4.2409	6.0000	47.5984	9.941	37.6843
Cass City School District (PRE)	0.0000	7.0705	7.0705	7.0705	0.0000	1.0936	1.0936	0.0000	0.0000	0.0000	0.0000	3.9141	4.3980	8.3121	0.0000	3.0000	3.0000	0.0000	0.0000	4.2409	4.2409	6.0000	29.5984	9.941	19.6843
Cass City School District (Com. Personal)	0.0000	7.0705	7.0705	7.0705	0.0000	1.0936	1.0936	0.0000	0.0000	0.0000	0.0000	3.9141	4.3980	8.3121	0.0000	8.8813	8.8813	0.0000	0.0000	4.2409	4.2409	6.0000	35.5984	9.941	25.6843
Cass City School District (Ind. Personal)	0.0000	7.0705	7.0705	7.0705	0.0000	1.0936	1.0936	0.0000	0.0000	0.0000	0.0000	3.9141	4.3980	8.3121	0.0000	3.0000	3.0000	0.0000	0.0000	4.2409	4.2409	6.0000	23.5984	9.941	19.6843

Tuscola County Millage Rates

Government Unit	School District & Taxable Status	Gov't Unit (summer)	Gov't Unit (winter)	Total Gov't Unit	Village (summer)	Village (winter)	Total Village	Library (summer)	Library (winter)	Total Library	Authority Name	Authority (summer)	Authority (winter)	Total Authority	County (summer)	County (winter)	Total County	School (summer)	School (winter)	Total School	I.S.D. Name	I.S.D. (summer)	I.S.D. (winter)	Total I.S.D.	SET	Total Annual Levy	Total Summer Levy	Total Winter Levy	
Fairgrove Township																													
	Akron-Fairgrove School District (Non-PRE)	0.0000	5.1263	5.1263	0.0000	0.0000	0.0000	0.0000	0.7916	0.7916	0.0000	0.0000	0.0000	0.0000	3.9141	4.3980	8.3121	0.0000	20.6500	20.6500		0.0000	4.2409	4.2409	6.0000	45.1109	9.9141	35.2068	
	Akron-Fairgrove School District (PRE)	0.0000	5.1263	5.1263	0.0000	0.0000	0.0000	0.0000	0.7916	0.7916	0.0000	0.0000	0.0000	0.0000	3.9141	4.3980	8.3121	0.0000	2.6500	2.6500	Tuscola	0.0000	4.2409	4.2409	6.0000	27.1109	9.9141	17.2068	
	Akron-Fairgrove School District (Com. Personal)	0.0000	5.1263	5.1263	0.0000	0.0000	0.0000	0.0000	0.7916	0.7916	0.0000	0.0000	0.0000	0.0000	3.9141	4.3980	8.3121	0.0000	8.6500	8.6500		0.0000	4.2409	4.2409	6.0000	31.1109	9.9141	23.2068	
	Akron-Fairgrove School District (Ind. Personal)	0.0000	5.1263	5.1263	0.0000	0.0000	0.0000	0.0000	0.7916	0.7916	0.0000	0.0000	0.0000	0.0000	3.9141	4.3980	8.3121	0.0000	2.6500	2.6500		0.0000	4.2409	4.2409	6.0000	21.1109	9.9141	17.2068	
	Caro School District (Non-PRE)	0.0000	5.1263	5.1263	0.0000	0.0000	0.0000	0.0000	0.0000	0.0000	0.0000	0.0000	0.0000	0.0000	3.9141	4.3980	8.3121	0.0000	23.6428	23.6428		0.0000	4.2409	4.2409	6.0000	47.3221	9.9141	37.4080	
	Caro School District (PRE)	0.0000	5.1263	5.1263	0.0000	0.0000	0.0000	0.0000	0.0000	0.0000	0.0000	0.0000	0.0000	0.0000	3.9141	4.3980	8.3121	0.0000	5.6500	5.6500	Tuscola	0.0000	4.2409	4.2409	6.0000	29.3299	9.9141	19.4152	
	Caro School District (Com. Personal)	0.0000	5.1263	5.1263	0.0000	0.0000	0.0000	0.0000	0.0000	0.0000	0.0000	0.0000	0.0000	0.0000	3.9141	4.3980	8.3121	0.0000	11.6428	11.6428		0.0000	4.2409	4.2409	6.0000	35.3221	9.9141	25.4080	
	Caro School District (Ind. Personal)	0.0000	5.1263	5.1263	0.0000	0.0000	0.0000	0.0000	0.0000	0.0000	0.0000	0.0000	0.0000	0.0000	3.9141	4.3980	8.3121	0.0000	5.6500	5.6500		0.0000	4.2409	4.2409	6.0000	23.3299	9.9141	19.4152	
	Reese School District (Non-PRE)	0.0000	5.1263	5.1263	0.0000	0.0000	0.0000	0.0000	0.0000	0.0000	0.0000	0.0000	0.0000	0.0000	3.9141	4.3980	8.3121	0.0000	3.8000	3.8000		0.0000	4.2409	4.2409	6.0000	45.7916	9.9141	35.7916	
	Reese School District (PRE)	0.0000	5.1263	5.1263	0.0000	0.0000	0.0000	0.0000	0.0000	0.0000	0.0000	0.0000	0.0000	0.0000	3.9141	4.3980	8.3121	0.0000	8.8000	8.8000	Tuscola	0.0000	4.2409	4.2409	6.0000	21.4789	9.9141	17.5652	
	Reese School District (Com. Personal)	0.0000	5.1263	5.1263	0.0000	0.0000	0.0000	0.0000	0.0000	0.0000	0.0000	0.0000	0.0000	0.0000	3.9141	4.3980	8.3121	0.0000	9.8000	9.8000		0.0000	4.2409	4.2409	6.0000	35.4789	9.9141	25.5652	
	Reese School District (Ind. Personal)	0.0000	5.1263	5.1263	0.0000	0.0000	0.0000	0.0000	0.0000	0.0000	0.0000	0.0000	0.0000	0.0000	3.9141	4.3980	8.3121	0.0000	3.8000	3.8000		0.0000	4.2409	4.2409	6.0000	21.4789	9.9141	17.5652	
	Mayville School District (Non-PRE)	0.0000	1.3135	1.3135	0.0000	0.0000	0.0000	0.0000	0.7500	0.7500	0.0000	0.0000	0.0000	0.0000	3.9141	4.3980	8.3121	0.0000	23.6428	23.6428		0.0000	4.2409	4.2409	6.0000	44.2593	9.9141	34.3452	
	Mayville School District (PRE)	0.0000	1.3135	1.3135	0.0000	0.0000	0.0000	0.0000	0.7500	0.7500	0.0000	0.0000	0.0000	0.0000	3.9141	4.3980	8.3121	0.0000	5.6500	5.6500	Tuscola	0.0000	4.2409	4.2409	6.0000	26.2665	9.9141	16.3524	
	Mayville School District (Com. Personal)	0.0000	1.3135	1.3135	0.0000	0.0000	0.0000	0.0000	0.7500	0.7500	0.0000	0.0000	0.0000	0.0000	3.9141	4.3980	8.3121	0.0000	11.6428	11.6428		0.0000	4.2409	4.2409	6.0000	32.2593	9.9141	22.3452	
	Mayville School District (Ind. Personal)	0.0000	1.3135	1.3135	0.0000	0.0000	0.0000	0.0000	0.7500	0.7500	0.0000	0.0000	0.0000	0.0000	3.9141	4.3980	8.3121	0.0000	5.6500	5.6500		0.0000	4.2409	4.2409	6.0000	20.2665	9.9141	16.3524	
	Mayville School District (Non-PRE)	0.0000	1.3135	1.3135	0.0000	0.0000	0.0000	0.0000	0.7500	0.7500	0.0000	0.0000	0.0000	0.0000	3.9141	4.3980	8.3121	0.0000	20.6888	20.6888		0.0000	4.2409	4.2409	6.0000	41.3053	9.9141	31.3912	
	Mayville School District (PRE)	0.0000	1.3135	1.3135	0.0000	0.0000	0.0000	0.0000	0.7500	0.7500	0.0000	0.0000	0.0000	0.0000	3.9141	4.3980	8.3121	0.0000	4.0000	4.0000	Tuscola	0.0000	4.2409	4.2409	6.0000	24.6165	9.9141	14.7024	
	Mayville School District (Com. Personal)	0.0000	1.3135	1.3135	0.0000	0.0000	0.0000	0.0000	0.7500	0.7500	0.0000	0.0000	0.0000	0.0000	3.9141	4.3980	8.3121	0.0000	8.6888	8.6888		0.0000	4.2409	4.2409	6.0000	29.3053	9.9141	19.3912	
	Mayville School District (Ind. Personal)	0.0000	1.3135	1.3135	0.0000	0.0000	0.0000	0.0000	0.7500	0.7500	0.0000	0.0000	0.0000	0.0000	3.9141	4.3980	8.3121	0.0000	4.0000	4.0000		0.0000	4.2409	4.2409	6.0000	18.6165	9.9141	14.7024	
	Caro School District (Non-PRE)	0.0000	4.3553	4.3553	0.0000	0.0000	0.0000	0.0000	0.7916	0.7916	0.0000	0.0000	0.0000	0.0000	3.9141	4.3980	8.3121	0.0000	20.6500	20.6500		0.0000	4.2409	4.2409	6.0000	44.3109	9.9141	34.4358	
	Caro School District (PRE)	0.0000	4.3553	4.3553	0.0000	0.0000	0.0000	0.0000	0.7916	0.7916	0.0000	0.0000	0.0000	0.0000	3.9141	4.3980	8.3121	0.0000	1.6500	1.6500	Tuscola	0.0000	4.2409	4.2409	6.0000	25.3409	9.9141	15.4358	
	Caro School District (Com. Personal)	0.0000	4.3553	4.3553	0.0000	0.0000	0.0000	0.0000	0.7916	0.7916	0.0000	0.0000	0.0000	0.0000	3.9141	4.3980	8.3121	0.0000	8.6500	8.6500		0.0000	4.2409	4.2409	6.0000	32.3409	9.9141	22.4358	
	Caro School District (Ind. Personal)	0.0000	4.3553	4.3553	0.0000	0.0000	0.0000	0.0000	0.7916	0.7916	0.0000	0.0000	0.0000	0.0000	3.9141	4.3980	8.3121	0.0000	2.6500	2.6500		0.0000	4.2409	4.2409	6.0000	20.3409	9.9141	16.4358	
	Reese School District (Non-PRE)	0.0000	4.3553	4.3553	0.0000	0.0000	0.0000	0.0000	0.9965	0.9965	0.0000	0.0000	0.0000	0.0000	3.9141	4.3980	8.3121	0.0000	21.8000	21.8000		0.0000	4.2409	4.2409	6.0000	45.7048	9.9141	35.7907	
	Reese School District (PRE)	0.0000	4.3553	4.3553	0.0000	0.0000	0.0000	0.0000	0.9965	0.9965	0.0000	0.0000	0.0000	0.0000	3.9141	4.3980	8.3121	0.0000	3.8000	3.8000	Tuscola	0.0000	4.2409	4.2409	6.0000	27.7048	9.9141	17.7907	
	Reese School District (Com. Personal)	0.0000	4.3553	4.3553	0.0000	0.0000	0.0000	0.0000	0.9965	0.9965	0.0000	0.0000	0.0000	0.0000	3.9141	4.3980	8.3121	0.0000	9.8000	9.8000		0.0000	4.2409	4.2409	6.0000	31.7048	9.9141	23.7907	
	Reese School District (Ind. Personal)	0.0000	4.3553	4.3553	0.0000	0.0000	0.0000	0.0000	0.9965	0.9965	0.0000	0.0000	0.0000	0.0000	3.9141	4.3980	8.3121	0.0000	3.8000	3.8000		0.0000	4.2409	4.2409	6.0000	21.7048	9.9141	17.7907	
	Indianfields Township																												
	Caro School District (Non-PRE)	0.0000	4.3062	4.3062	0.0000	0.0000	0.0000	0.0000	1.4882	1.4882	0.0000	1.9904	1.9904	1.9904	3.9141	4.3980	8.3121	0.0000	23.6428	23.6428		0.0000	4.2409	4.2409	6.0000	49.9806	9.9141	40.0665	
	Caro School District (PRE)	0.0000	4.3062	4.3062	0.0000	0.0000	0.0000	0.0000	1.4882	1.4882	0.0000	1.9904	1.9904	1.9904	3.9141	4.3980	8.3121	0.0000	5.6500	5.6500	Tuscola	0.0000	4.2409	4.2409	6.0000	31.9878	9.9141	22.0737	
	Caro School District (Com. Personal)	0.0000	4.3062	4.3062	0.0000	0.0000	0.0000	0.0000	1.4882	1.4882	0.0000	1.9904	1.9904	1.9904	3.9141	4.3980	8.3121	0.0000	11.6428	11.6428		0.0000	4.2409	4.2409	6.0000	37.9806	9.9141	28.0665	
	Caro School District (Ind. Personal)	0.0000	4.3062	4.3062	0.0000	0.0000	0.0000	0.0000	1.4882	1.4882	0.0000	1.9904	1.9904	1.9904	3.9141	4.3980	8.3121	0.0000	5.6500	5.6500		0.0000	4.2409	4.2409	6.0000	25.9878	9.9141	17.0737	

Tuscola County Millage Rates

Government Unit School District & Taxable Status	Gov't Unit (summer)	Gov't Unit (winter)	Total Gov't Unit	Village (summer)	Village (winter)	Total Village	Library (summer)	Library (winter)	Total Library	Authority Name	Authority (summer)	Authority (winter)	Total Authority	County (summer)	County (winter)	Total County	School (summer)	School (winter)	Total School	I.S.D. Name	I.S.D. (summer)	I.S.D. (winter)	Total I.S.D.	SET	Total Annual Levy	Total Summer Levy	Total Winter Levy
Junata Township																											
Akron-Fairgrove School District (Non-PRE)	0.0000	4.4319	4.4319	0.0000	0.0000	0.0000	1.2500	1.2500	2.5000	0.0000	0.0000	0.0000	0.0000	3.9141	4.3980	8.3121	0.0000	20.6500	20.6500	Tuscola	0.0000	4.2409	4.2409	6.0000	44.8849	9.9141	34.9708
Akron-Fairgrove School District (PRE)	0.0000	4.4319	4.4319	0.0000	0.0000	0.0000	1.2500	1.2500	2.5000	0.0000	0.0000	0.0000	0.0000	3.9141	4.3980	8.3121	0.0000	2.6500	2.6500	Tuscola	0.0000	4.2409	4.2409	6.0000	26.8849	9.9141	16.9708
Akron-Fairgrove School District (Com. Personal)	0.0000	4.4319	4.4319	0.0000	0.0000	0.0000	1.2500	1.2500	2.5000	0.0000	0.0000	0.0000	0.0000	3.9141	4.3980	8.3121	0.0000	8.6500	8.6500	Tuscola	0.0000	4.2409	4.2409	6.0000	32.8849	9.9141	22.9708
Akron-Fairgrove School District (Ind. Personal)	0.0000	4.4319	4.4319	0.0000	0.0000	0.0000	1.2500	1.2500	2.5000	0.0000	0.0000	0.0000	0.0000	3.9141	4.3980	8.3121	0.0000	2.6500	2.6500	Tuscola	0.0000	4.2409	4.2409	6.0000	20.8849	9.9141	16.9708
Cairo School District (Non-PRE)	0.0000	4.4319	4.4319	0.0000	0.0000	0.0000	1.4882	1.4882	2.9764	0.0000	0.0000	0.0000	0.0000	3.9141	4.3980	8.3121	0.0000	23.6428	23.6428	Tuscola	0.0000	4.2409	4.2409	6.0000	48.1159	9.9141	38.2018
Cairo School District (PRE)	0.0000	4.4319	4.4319	0.0000	0.0000	0.0000	1.4882	1.4882	2.9764	0.0000	0.0000	0.0000	0.0000	3.9141	4.3980	8.3121	0.0000	5.6500	5.6500	Tuscola	0.0000	4.2409	4.2409	6.0000	30.1131	9.9141	20.2018
Cairo School District (Com. Personal)	0.0000	4.4319	4.4319	0.0000	0.0000	0.0000	1.4882	1.4882	2.9764	0.0000	0.0000	0.0000	0.0000	3.9141	4.3980	8.3121	0.0000	11.6428	11.6428	Tuscola	0.0000	4.2409	4.2409	6.0000	26.1131	9.9141	16.2018
Cairo School District (Ind. Personal)	0.0000	4.4319	4.4319	0.0000	0.0000	0.0000	1.4882	1.4882	2.9764	0.0000	0.0000	0.0000	0.0000	3.9141	4.3980	8.3121	0.0000	5.6500	5.6500	Tuscola	0.0000	4.2409	4.2409	6.0000	31.1131	9.9141	20.2018
Marion Township																											
Reese School District (Non-PRE)	0.0000	4.4319	4.4319	0.0000	0.0000	0.0000	1.2500	1.2500	2.5000	0.0000	0.0000	0.0000	0.0000	3.9141	4.3980	8.3121	0.0000	3.8000	3.8000	Tuscola	0.0000	4.2409	4.2409	6.0000	28.0349	9.9141	18.1208
Reese School District (PRE)	0.0000	4.4319	4.4319	0.0000	0.0000	0.0000	1.2500	1.2500	2.5000	0.0000	0.0000	0.0000	0.0000	3.9141	4.3980	8.3121	0.0000	9.8000	9.8000	Tuscola	0.0000	4.2409	4.2409	6.0000	36.0349	9.9141	26.1208
Reese School District (Com. Personal)	0.0000	4.4319	4.4319	0.0000	0.0000	0.0000	1.2500	1.2500	2.5000	0.0000	0.0000	0.0000	0.0000	3.9141	4.3980	8.3121	0.0000	9.8000	9.8000	Tuscola	0.0000	4.2409	4.2409	6.0000	36.0349	9.9141	26.1208
Reese School District (Ind. Personal)	0.0000	4.4319	4.4319	0.0000	0.0000	0.0000	1.2500	1.2500	2.5000	0.0000	0.0000	0.0000	0.0000	3.9141	4.3980	8.3121	0.0000	3.8000	3.8000	Tuscola	0.0000	4.2409	4.2409	6.0000	22.0349	9.9141	18.1208
Vassar School District (Non-PRE)	0.0000	4.4319	4.4319	0.0000	0.0000	0.0000	1.2500	1.2500	2.5000	0.0000	0.0000	0.0000	0.0000	3.9141	4.3980	8.3121	0.0000	20.8312	20.8312	Tuscola	0.0000	4.2409	4.2409	6.0000	45.0661	9.9141	35.1520
Vassar School District (PRE)	0.0000	4.4319	4.4319	0.0000	0.0000	0.0000	1.2500	1.2500	2.5000	0.0000	0.0000	0.0000	0.0000	3.9141	4.3980	8.3121	0.0000	3.0000	3.0000	Tuscola	0.0000	4.2409	4.2409	6.0000	27.2349	9.9141	17.3208
Vassar School District (Com. Personal)	0.0000	4.4319	4.4319	0.0000	0.0000	0.0000	1.2500	1.2500	2.5000	0.0000	0.0000	0.0000	0.0000	3.9141	4.3980	8.3121	0.0000	8.8312	8.8312	Tuscola	0.0000	4.2409	4.2409	6.0000	31.0661	9.9141	21.1520
Vassar School District (Ind. Personal)	0.0000	4.4319	4.4319	0.0000	0.0000	0.0000	1.2500	1.2500	2.5000	0.0000	0.0000	0.0000	0.0000	3.9141	4.3980	8.3121	0.0000	3.0000	3.0000	Tuscola	0.0000	4.2409	4.2409	6.0000	21.2349	9.9141	17.3208
Kingston Township																											
Marietta School District (Non-PRE)	0.0000	3.2867	3.2867	0.0000	0.0000	0.0000	0.0000	0.0000	0.0000	0.0000	0.0000	0.0000	0.0000	3.9141	4.3980	8.3121	0.0000	19.4000	19.4000	Sullivan	0.0000	2.5551	2.5551	6.0000	39.5539	9.9141	29.6398
Marietta School District (PRE)	0.0000	3.2867	3.2867	0.0000	0.0000	0.0000	0.0000	0.0000	0.0000	0.0000	0.0000	0.0000	0.0000	3.9141	4.3980	8.3121	0.0000	1.4000	1.4000	Sullivan	0.0000	2.5551	2.5551	6.0000	21.5539	9.9141	11.6398
Marietta School District (Com. Personal)	0.0000	3.2867	3.2867	0.0000	0.0000	0.0000	0.0000	0.0000	0.0000	0.0000	0.0000	0.0000	0.0000	3.9141	4.3980	8.3121	0.0000	7.4000	7.4000	Sullivan	0.0000	2.5551	2.5551	6.0000	27.5539	9.9141	17.6398
Marietta School District (Ind. Personal)	0.0000	3.2867	3.2867	0.0000	0.0000	0.0000	0.0000	0.0000	0.0000	0.0000	0.0000	0.0000	0.0000	3.9141	4.3980	8.3121	0.0000	1.4000	1.4000	Sullivan	0.0000	2.5551	2.5551	6.0000	15.5539	9.9141	11.6398
Casa City School District (Non-PRE)	0.0000	3.2867	3.2867	0.0000	0.0000	0.0000	0.0000	0.0000	0.0000	0.0000	0.0000	0.0000	0.0000	3.9141	4.3980	8.3121	0.0000	20.8813	20.8813	Tuscola	0.0000	4.2409	4.2409	6.0000	42.7210	9.9141	32.8069
Casa City School District (PRE)	0.0000	3.2867	3.2867	0.0000	0.0000	0.0000	0.0000	0.0000	0.0000	0.0000	0.0000	0.0000	0.0000	3.9141	4.3980	8.3121	0.0000	8.0000	8.0000	Tuscola	0.0000	4.2409	4.2409	6.0000	30.9539	9.9141	21.0398
Casa City School District (Com. Personal)	0.0000	3.2867	3.2867	0.0000	0.0000	0.0000	0.0000	0.0000	0.0000	0.0000	0.0000	0.0000	0.0000	3.9141	4.3980	8.3121	0.0000	8.8813	8.8813	Tuscola	0.0000	4.2409	4.2409	6.0000	36.8337	9.9141	26.9196
Casa City School District (Ind. Personal)	0.0000	3.2867	3.2867	0.0000	0.0000	0.0000	0.0000	0.0000	0.0000	0.0000	0.0000	0.0000	0.0000	3.9141	4.3980	8.3121	0.0000	3.0000	3.0000	Tuscola	0.0000	4.2409	4.2409	6.0000	18.8337	9.9141	14.9256
Kingston School District (Non-PRE)	0.0000	3.2867	3.2867	0.0000	0.0000	0.0000	0.0000	0.0000	0.0000	0.0000	0.0000	0.0000	0.0000	3.9141	4.3980	8.3121	0.0000	21.0000	21.0000	Tuscola	0.0000	4.2409	4.2409	6.0000	44.8337	9.9141	34.9256
Kingston School District (PRE)	0.0000	3.2867	3.2867	0.0000	0.0000	0.0000	0.0000	0.0000	0.0000	0.0000	0.0000	0.0000	0.0000	3.9141	4.3980	8.3121	0.0000	5.0000	5.0000	Tuscola	0.0000	4.2409	4.2409	6.0000	26.8337	9.9141	16.9256
Kingston School District (Com. Personal)	0.0000	3.2867	3.2867	0.0000	0.0000	0.0000	0.0000	0.0000	0.0000	0.0000	0.0000	0.0000	0.0000	3.9141	4.3980	8.3121	0.0000	11.0000	11.0000	Tuscola	0.0000	4.2409	4.2409	6.0000	32.8337	9.9141	22.9256
Kingston School District (Ind. Personal)	0.0000	3.2867	3.2867	0.0000	0.0000	0.0000	0.0000	0.0000	0.0000	0.0000	0.0000	0.0000	0.0000	3.9141	4.3980	8.3121	0.0000	5.0000	5.0000	Tuscola	0.0000	4.2409	4.2409	6.0000	20.8337	9.9141	16.9256
Kayton Township																											
Marietta School District (Non-PRE)	0.0000	4.9786	4.9786	0.0000	0.0000	0.0000	0.0000	0.0000	0.0000	0.0000	0.0000	0.0000	0.0000	3.9141	4.3980	8.3121	0.0000	19.4000	19.4000	Sullivan	0.0000	2.5551	2.5551	6.0000	41.2458	9.9141	31.3317
Marietta School District (PRE)	0.0000	4.9786	4.9786	0.0000	0.0000	0.0000	0.0000	0.0000	0.0000	0.0000	0.0000	0.0000	0.0000	3.9141	4.3980	8.3121	0.0000	1.4000	1.4000	Sullivan	0.0000	2.5551	2.5551	6.0000	23.2458	9.9141	13.3317
Marietta School District (Com. Personal)	0.0000	4.9786	4.9786	0.0000	0.0000	0.0000	0.0000	0.0000	0.0000	0.0000	0.0000	0.0000	0.0000	3.9141	4.3980	8.3121	0.0000	7.4000	7.4000	Sullivan	0.0000	2.5551	2.5551	6.0000	29.2458	9.9141	19.3317
Marietta School District (Ind. Personal)	0.0000	4.9786	4.9786	0.0000	0.0000	0.0000	0.0000	0.0000	0.0000	0.0000	0.0000	0.0000	0.0000	3.9141	4.3980	8.3121	0.0000	1.4000	1.4000	Sullivan	0.0000	2.5551	2.5551	6.0000	17.2458	9.9141	13.3317
Kingston School District (Non-PRE)	0.0000	4.9786	4.9786	0.0000	0.0000	0.0000	0.0000	0.0000	0.0000	0.0000	0.0000	0.0000	0.0000	3.9141	4.3980	8.3121	0.0000	23.0000	23.0000	Tuscola	0.0000	4.2409	4.2409	6.0000	46.5316	9.9141	36.6175
Kingston School District (PRE)	0.0000	4																									

Tuscola County Millage Rates

Government Unit School District & Taxable Status	Gov't Unit (summer)	Gov't Unit (winter)	Total Gov't Unit	Village (summer)	Village (winter)	Total Village	Library (summer)	Library (winter)	Total Library	Authority Name	Authority (summer)	Authority (winter)	Total Authority	County (summer)	County (winter)	Total County	School (summer)	School (winter)	Total School	I.S.D. Name	I.S.D. (summer)	I.S.D. (winter)	Total I.S.D.	SET	Total Annual Levy	Total Summer Levy	Total Winter Levy
Millington Township																											
Millington School District (Non-PRE)	0.0000	2.1133	2.1133	0.0000	0.9498	0.9498	0.0000	0.9498	0.9498	0.0000	0.0000	0.0000	0.0000	3.9141	4.3980	8.3124	0.0000	20.9017	20.9017	Tuscola	0.0000	4.2409	4.2409	6.0000	42.5178	9.9141	32.6037
Millington School District (PRE)	0.0000	2.1133	2.1133	0.0000	0.9498	0.9498	0.0000	0.9498	0.9498	0.0000	0.0000	0.0000	0.0000	3.9141	4.3980	8.3124	0.0000	2.9017	2.9017	Tuscola	0.0000	4.2409	4.2409	6.0000	24.5178	9.9141	14.6037
Millington School District (Com. Personal)	0.0000	2.1133	2.1133	0.0000	0.9498	0.9498	0.0000	0.9498	0.9498	0.0000	0.0000	0.0000	0.0000	3.9141	4.3980	8.3124	0.0000	8.9017	8.9017	Tuscola	0.0000	4.2409	4.2409	6.0000	30.5178	9.9141	20.6037
Millington School District (Ind. Personal)	0.0000	2.1133	2.1133	0.0000	0.9498	0.9498	0.0000	0.9498	0.9498	0.0000	0.0000	0.0000	0.0000	3.9141	4.3980	8.3124	0.0000	2.9017	2.9017	Tuscola	0.0000	4.2409	4.2409	6.0000	18.5178	9.9141	14.6037
Novesta Township																											
Case City School District (Non-PRE)	0.0000	4.2648	4.2648	0.0000	1.0936	1.0936	0.0000	1.0936	1.0936	0.0000	0.0000	0.0000	0.0000	3.9141	4.3980	8.3124	0.0000	20.8813	20.8813	Tuscola	0.0000	4.2409	4.2409	6.0000	44.7927	9.9141	34.8786
Case City School District (PRE)	0.0000	4.2648	4.2648	0.0000	1.0936	1.0936	0.0000	1.0936	1.0936	0.0000	0.0000	0.0000	0.0000	3.9141	4.3980	8.3124	0.0000	8.8813	8.8813	Tuscola	0.0000	4.2409	4.2409	6.0000	26.9134	9.9141	16.9973
Case City School District (Com. Personal)	0.0000	4.2648	4.2648	0.0000	1.0936	1.0936	0.0000	1.0936	1.0936	0.0000	0.0000	0.0000	0.0000	3.9141	4.3980	8.3124	0.0000	3.0000	3.0000	Tuscola	0.0000	4.2409	4.2409	6.0000	32.7927	9.9141	22.8786
Case City School District (Ind. Personal)	0.0000	4.2648	4.2648	0.0000	1.0936	1.0936	0.0000	1.0936	1.0936	0.0000	0.0000	0.0000	0.0000	3.9141	4.3980	8.3124	0.0000	0.0000	0.0000	Tuscola	0.0000	4.2409	4.2409	6.0000	20.9134	9.9141	16.9973
Tuscola Township																											
Franklin School District (Non-PRE)	0.0000	1.5265	1.5265	0.0000	1.2500	1.2500	0.0000	1.2500	1.2500	0.0000	0.0000	0.0000	0.0000	3.9141	4.3980	8.3124	0.0000	22.0764	22.0764	Saginaw	0.0000	4.6438	4.6438	6.0000	43.8088	9.9141	33.8947
Franklin School District (PRE)	0.0000	1.5265	1.5265	0.0000	1.2500	1.2500	0.0000	1.2500	1.2500	0.0000	0.0000	0.0000	0.0000	3.9141	4.3980	8.3124	0.0000	4.0764	4.0764	Saginaw	0.0000	4.6438	4.6438	6.0000	25.8088	9.9141	15.8947
Franklin School District (Com. Personal)	0.0000	1.5265	1.5265	0.0000	1.2500	1.2500	0.0000	1.2500	1.2500	0.0000	0.0000	0.0000	0.0000	3.9141	4.3980	8.3124	0.0000	10.0764	10.0764	Saginaw	0.0000	4.6438	4.6438	6.0000	31.8088	9.9141	21.8947
Franklin School District (Ind. Personal)	0.0000	1.5265	1.5265	0.0000	1.2500	1.2500	0.0000	1.2500	1.2500	0.0000	0.0000	0.0000	0.0000	3.9141	4.3980	8.3124	0.0000	4.0764	4.0764	Saginaw	0.0000	4.6438	4.6438	6.0000	19.8088	9.9141	15.8947
Vassar Township																											
Millington School District (Non-PRE)	0.0000	1.5265	1.5265	0.0000	1.2500	1.2500	0.0000	1.2500	1.2500	0.0000	0.0000	0.0000	0.0000	3.9141	4.3980	8.3124	0.0000	20.9017	20.9017	Tuscola	0.0000	4.2409	4.2409	6.0000	47.2312	9.9141	37.3171
Millington School District (PRE)	0.0000	1.5265	1.5265	0.0000	1.2500	1.2500	0.0000	1.2500	1.2500	0.0000	0.0000	0.0000	0.0000	3.9141	4.3980	8.3124	0.0000	2.9017	2.9017	Tuscola	0.0000	4.2409	4.2409	6.0000	24.2312	9.9141	14.3171
Millington School District (Com. Personal)	0.0000	1.5265	1.5265	0.0000	1.2500	1.2500	0.0000	1.2500	1.2500	0.0000	0.0000	0.0000	0.0000	3.9141	4.3980	8.3124	0.0000	8.9017	8.9017	Tuscola	0.0000	4.2409	4.2409	6.0000	30.2312	9.9141	20.3171
Millington School District (Ind. Personal)	0.0000	1.5265	1.5265	0.0000	1.2500	1.2500	0.0000	1.2500	1.2500	0.0000	0.0000	0.0000	0.0000	3.9141	4.3980	8.3124	0.0000	2.9017	2.9017	Tuscola	0.0000	4.2409	4.2409	6.0000	18.2312	9.9141	14.3171
Vassar School District (Non-PRE)	0.0000	1.5265	1.5265	0.0000	1.2500	1.2500	0.0000	1.2500	1.2500	0.0000	0.0000	0.0000	0.0000	3.9141	4.3980	8.3124	0.0000	20.8312	20.8312	Tuscola	0.0000	4.2409	4.2409	6.0000	47.1607	9.9141	37.2466
Vassar School District (PRE)	0.0000	1.5265	1.5265	0.0000	1.2500	1.2500	0.0000	1.2500	1.2500	0.0000	0.0000	0.0000	0.0000	3.9141	4.3980	8.3124	0.0000	8.8312	8.8312	Tuscola	0.0000	4.2409	4.2409	6.0000	24.3295	9.9141	14.4154
Vassar School District (Com. Personal)	0.0000	1.5265	1.5265	0.0000	1.2500	1.2500	0.0000	1.2500	1.2500	0.0000	0.0000	0.0000	0.0000	3.9141	4.3980	8.3124	0.0000	3.0000	3.0000	Tuscola	0.0000	4.2409	4.2409	6.0000	30.1607	9.9141	20.2466
Vassar School District (Ind. Personal)	0.0000	1.5265	1.5265	0.0000	1.2500	1.2500	0.0000	1.2500	1.2500	0.0000	0.0000	0.0000	0.0000	3.9141	4.3980	8.3124	0.0000	0.0000	0.0000	Tuscola	0.0000	4.2409	4.2409	6.0000	18.3295	9.9141	14.4154
Vassar Township																											
Mayville School District (Non-PRE)	0.0000	1.0000	1.0000	0.0000	1.2500	1.2500	0.0000	1.2500	1.2500	0.0000	0.0000	0.0000	0.0000	3.9141	4.3980	8.3124	0.0000	20.6888	20.6888	Tuscola	0.0000	4.2409	4.2409	6.0000	41.4918	9.9141	31.5777
Mayville School District (PRE)	0.0000	1.0000	1.0000	0.0000	1.2500	1.2500	0.0000	1.2500	1.2500	0.0000	0.0000	0.0000	0.0000	3.9141	4.3980	8.3124	0.0000	4.0000	4.0000	Tuscola	0.0000	4.2409	4.2409	6.0000	24.8030	9.9141	14.8889
Mayville School District (Com. Personal)	0.0000	1.0000	1.0000	0.0000	1.2500	1.2500	0.0000	1.2500	1.2500	0.0000	0.0000	0.0000	0.0000	3.9141	4.3980	8.3124	0.0000	8.6888	8.6888	Tuscola	0.0000	4.2409	4.2409	6.0000	29.4918	9.9141	19.5777
Mayville School District (Ind. Personal)	0.0000	1.0000	1.0000	0.0000	1.2500	1.2500	0.0000	1.2500	1.2500	0.0000	0.0000	0.0000	0.0000	3.9141	4.3980	8.3124	0.0000	4.0000	4.0000	Tuscola	0.0000	4.2409	4.2409	6.0000	18.8030	9.9141	14.8889
Windsor Township																											
Millington School District (Non-PRE)	0.0000	1.0000	1.0000	0.0000	1.2500	1.2500	0.0000	1.2500	1.2500	0.0000	0.0000	0.0000	0.0000	3.9141	4.3980	8.3124	0.0000	20.9017	20.9017	Tuscola	0.0000	4.2409	4.2409	6.0000	41.7047	9.9141	31.7906
Millington School District (PRE)	0.0000	1.0000	1.0000	0.0000	1.2500	1.2500	0.0000	1.2500	1.2500	0.0000	0.0000	0.0000	0.0000	3.9141	4.3980	8.3124	0.0000	2.9017	2.9017	Tuscola	0.0000	4.2409	4.2409	6.0000	23.7047	9.9141	13.7906
Millington School District (Com. Personal)	0.0000	1.0000	1.0000	0.0000	1.2500	1.2500	0.0000	1.2500	1.2500	0.0000	0.0000	0.0000	0.0000	3.9141	4.3980	8.3124	0.0000	8.9017	8.9017	Tuscola	0.0000	4.2409	4.2409	6.0000	29.7047	9.9141	19.7906
Millington School District (Ind. Personal)	0.0000	1.0000	1.0000	0.0000	1.2500	1.2500	0.0000	1.2500	1.2500	0.0000	0.0000	0.0000	0.0000	3.9141	4.3980	8.3124	0.0000	2.9017	2.9017	Tuscola	0.0000	4.2409	4.2409	6.0000	17.7047	9.9141	13.7906
Vassar School District (Non-PRE)	0.0000	1.0000	1.0000	0.0000	1.2500	1.2500	0.0000	1.2500	1.2500	0.0000	0.0000	0.0000	0.0000	3.9141	4.3980	8.3124	0.0000	20.8312	20.8312	Tuscola	0.0000	4.2409	4.2409	6.0000	41.6342	9.9141	31.7201
Vassar School District (PRE)	0.0000	1.0000	1.0000	0.0000	1.2500	1.2500	0.0000	1.2500	1.2500	0.0000	0.0000	0.0000	0.0000	3.9141	4.3980	8.3124	0.0000	3.0000	3.0000	Tuscola	0.0000	4.2409	4.2409	6.0000	23.8030	9.9141	13.8889
Vassar School District (Com. Personal)	0.0000	1.0000	1.0000	0.0000	1.2500	1.2500	0.0000	1.2500	1.2500	0.0000	0.0000	0.0000	0.0000	3.9141	4.3980	8.3124	0.0000	8.8312	8.8312	Tuscola	0.0000	4.2409	4.2409	6.0000	29.6342	9.9141	19.7201
Vassar School District (Ind. Personal)	0.0000	1.0000	1.0000	0.0000	1.2500	1.2500	0.0000	1.2500	1.2500	0.0000	0.0000	0.0000	0.0000	3.9141	4.3980	8.3124	0.0000	0.0000	0.0000	Tuscola	0.0000	4.2409	4.2409	6.0000	17.8030	9.9141	13.8889

Tuscolo County Millage Rates

Government Unit	School District & Taxable Status	Gov't Unit (summer)	Gov't Unit (winter)	Total Village (summer)	Total Village (winter)	Library (summer)	Library (winter)	Total Library	Authority Name	Authority (summer)	Authority (winter)	Total Authority	County (summer)	County (winter)	Total County	School (summer)	School (winter)	Total School	I.S.D. Name	I.S.D. (summer)	I.S.D. (winter)	Total I.S.D.	SET	Total Annual Levy	Total Summer Levy	Total Winter Levy	
Waterloo Township																											
	Mayville School District (Non-PRE)	0.0000	1.0660	1.0660		0.0000	0.0000	0.0000		0.0000	0.0000	0.0000	3.9141	4.3980	8.3121	0.0000	20.6888	20.6888		0.0000	4.2409	4.2409	6.0000	40.3078	9.9141	30.3937	
	Mayville School District (PRE)	0.0000	1.0660	1.0660		0.0000	0.0000	0.0000		0.0000	0.0000	0.0000	3.9141	4.3980	8.3121	0.0000	4.0000	4.0000	Tuscola	0.0000	4.2409	4.2409	6.0000	23.6190	9.9141	13.7049	
	Mayville School District (Com. Personal)	0.0000	1.0660	1.0660		0.0000	0.0000	0.0000		0.0000	0.0000	0.0000	3.9141	4.3980	8.3121	0.0000	8.6888	8.6888		0.0000	4.2409	4.2409	6.0000	28.3078	9.9141	18.3937	
	Mayville School District (Ind. Personal)	0.0000	1.0660	1.0660		0.0000	0.0000	0.0000		0.0000	0.0000	0.0000	3.9141	4.3980	8.3121	0.0000	4.0000	4.0000		0.0000	4.2409	4.2409	6.0000	17.6190	9.9141	13.7049	
	Millington School District (Non-PRE)	0.0000	1.0660	1.0660		0.0000	0.0000	0.0000		0.0000	0.0000	0.0000	3.9141	4.3980	8.3121	0.0000	20.9017	20.9017		0.0000	4.2409	4.2409	6.0000	40.5207	9.9141	30.6066	
	Millington School District (PRE)	0.0000	1.0660	1.0660		0.0000	0.0000	0.0000		0.0000	0.0000	0.0000	3.9141	4.3980	8.3121	0.0000	2.9017	2.9017	Tuscola	0.0000	4.2409	4.2409	6.0000	28.5207	9.9141	18.6066	
	Millington School District (Com. Personal)	0.0000	1.0660	1.0660		0.0000	0.0000	0.0000		0.0000	0.0000	0.0000	3.9141	4.3980	8.3121	0.0000	8.9017	8.9017		0.0000	4.2409	4.2409	6.0000	36.5207	9.9141	26.6066	
	Millington School District (Ind. Personal)	0.0000	1.0660	1.0660		0.0000	0.0000	0.0000		0.0000	0.0000	0.0000	3.9141	4.3980	8.3121	0.0000	2.9017	2.9017		0.0000	4.2409	4.2409	6.0000	18.5207	9.9141	12.6066	
Wells Township																											
	Care School District (Non-PRE)	0.0000	3.1560	3.1560		0.0000	1.4882	1.4882		0.0000	0.0000	0.0000	3.9141	4.3980	8.3121	0.0000	23.6428	23.6428		0.0000	4.2409	4.2409	6.0000	46.8400	9.9141	36.9259	
	Care School District (PRE)	0.0000	3.1560	3.1560		0.0000	1.4882	1.4882		0.0000	0.0000	0.0000	3.9141	4.3980	8.3121	0.0000	5.6500	5.6500		0.0000	4.2409	4.2409	6.0000	28.8472	9.9141	18.9331	
	Care School District (Com. Personal)	0.0000	3.1560	3.1560		0.0000	1.4882	1.4882		0.0000	0.0000	0.0000	3.9141	4.3980	8.3121	0.0000	11.6428	11.6428	Tuscola	0.0000	4.2409	4.2409	6.0000	34.8400	9.9141	24.9259	
	Care School District (Ind. Personal)	0.0000	3.1560	3.1560		0.0000	1.4882	1.4882		0.0000	0.0000	0.0000	3.9141	4.3980	8.3121	0.0000	5.6500	5.6500		0.0000	4.2409	4.2409	6.0000	22.8472	9.9141	18.9331	
	Care City School District (Non-PRE)	0.0000	3.1560	3.1560		0.0000	0.0000	0.0000		0.0000	0.0000	0.0000	3.9141	4.3980	8.3121	0.0000	20.8813	20.8813		0.0000	4.2409	4.2409	6.0000	47.5903	9.9141	32.6762	
	Care City School District (PRE)	0.0000	3.1560	3.1560		0.0000	0.0000	0.0000		0.0000	0.0000	0.0000	3.9141	4.3980	8.3121	0.0000	3.0000	3.0000	Tuscola	0.0000	4.2409	4.2409	6.0000	24.7900	9.9141	14.7949	
	Care City School District (Com. Personal)	0.0000	3.1560	3.1560		0.0000	0.0000	0.0000		0.0000	0.0000	0.0000	3.9141	4.3980	8.3121	0.0000	8.8813	8.8813		0.0000	4.2409	4.2409	6.0000	30.5903	9.9141	20.6762	
	Care City School District (Ind. Personal)	0.0000	3.1560	3.1560		0.0000	0.0000	0.0000		0.0000	0.0000	0.0000	3.9141	4.3980	8.3121	0.0000	3.0000	3.0000		0.0000	4.2409	4.2409	6.0000	18.7900	9.9141	14.7949	
	Kingston School District (Non-PRE)	0.0000	3.1560	3.1560		0.0000	0.0000	0.0000		0.0000	0.0000	0.0000	3.9141	4.3980	8.3121	0.0000	23.0000	23.0000		0.0000	4.2409	4.2409	6.0000	44.7090	9.9141	34.7949	
	Kingston School District (PRE)	0.0000	3.1560	3.1560		0.0000	0.0000	0.0000		0.0000	0.0000	0.0000	3.9141	4.3980	8.3121	0.0000	5.0000	5.0000	Tuscola	0.0000	4.2409	4.2409	6.0000	26.7090	9.9141	16.7949	
	Kingston School District (Com. Personal)	0.0000	3.1560	3.1560		0.0000	0.0000	0.0000		0.0000	0.0000	0.0000	3.9141	4.3980	8.3121	0.0000	11.0000	11.0000		0.0000	4.2409	4.2409	6.0000	32.7090	9.9141	22.7949	
	Kingston School District (Ind. Personal)	0.0000	3.1560	3.1560		0.0000	0.0000	0.0000		0.0000	0.0000	0.0000	3.9141	4.3980	8.3121	0.0000	5.0000	5.0000		0.0000	4.2409	4.2409	6.0000	20.7090	9.9141	16.7949	
Wesley Township																											
	Alton-Fairgrove School District (Non-PRE)	0.0000	5.0197	5.0197		0.0000	0.7916	0.7916		0.0000	0.0000	0.0000	3.9141	4.3980	8.3121	0.0000	20.6500	20.6500		0.0000	4.2409	4.2409	6.0000	45.0143	9.9141	35.1002	
	Alton-Fairgrove School District (PRE)	0.0000	5.0197	5.0197		0.0000	0.7916	0.7916		0.0000	0.0000	0.0000	3.9141	4.3980	8.3121	0.0000	1.6500	1.6500		0.0000	4.2409	4.2409	6.0000	27.0143	9.9141	17.1002	
	Alton-Fairgrove School District (Com. Personal)	0.0000	5.0197	5.0197		0.0000	0.7916	0.7916		0.0000	0.0000	0.0000	3.9141	4.3980	8.3121	0.0000	8.6500	8.6500	Tuscola	0.0000	4.2409	4.2409	6.0000	33.0143	9.9141	23.1002	
	Alton-Fairgrove School District (Ind. Personal)	0.0000	5.0197	5.0197		0.0000	0.7916	0.7916		0.0000	0.0000	0.0000	3.9141	4.3980	8.3121	0.0000	2.6500	2.6500		0.0000	4.2409	4.2409	6.0000	21.0143	9.9141	11.1002	
	Unionville-Selekawang School District (Non-PRE)	0.0000	5.0197	5.0197		0.0000	0.0000	0.0000		0.0000	0.0000	0.0000	3.9141	4.3980	8.3121	0.0000	23.7200	23.7200		0.0000	4.2409	4.2409	6.0000	47.2927	9.9141	37.3786	
	Unionville-Selekawang School District (PRE)	0.0000	5.0197	5.0197		0.0000	0.0000	0.0000		0.0000	0.0000	0.0000	3.9141	4.3980	8.3121	0.0000	5.7200	5.7200	Tuscola	0.0000	4.2409	4.2409	6.0000	29.2927	9.9141	19.3786	
	Unionville-Selekawang School District (Com. Personal)	0.0000	5.0197	5.0197		0.0000	0.0000	0.0000		0.0000	0.0000	0.0000	3.9141	4.3980	8.3121	0.0000	11.7200	11.7200		0.0000	4.2409	4.2409	6.0000	35.2927	9.9141	25.3786	
	Unionville-Selekawang School District (Ind. Personal)	0.0000	5.0197	5.0197		0.0000	0.0000	0.0000		0.0000	0.0000	0.0000	3.9141	4.3980	8.3121	0.0000	5.7200	5.7200		0.0000	4.2409	4.2409	6.0000	23.2927	9.9141	19.3786	
City of Caro																											
	Caro School District (Non-PRE)	16.1643	0.0000	16.1643		0.0000	1.4882	1.4882	Caro	0.0000	1.9904	1.9904	3.9141	4.3980	8.3121	0.0000	23.6428	23.6428		0.0000	4.2409	4.2409	6.0000	61.8387	6.0784	35.7603	
	Caro School District (PRE)	16.1643	0.0000	16.1643		0.0000	1.4882	1.4882	Transit Authority	0.0000	1.9904	1.9904	3.9141	4.3980	8.3121	0.0000	5.6500	5.6500	Tuscola	0.0000	4.2409	4.2409	6.0000	43.8459	6.0784	17.7675	
	Caro School District (Com. Personal)	16.1643	0.0000	16.1643		0.0000	1.4882	1.4882		0.0000	1.9904	1.9904	3.9141	4.3980	8.3121	0.0000	11.6428	11.6428		0.0000	4.2409	4.2409	6.0000	49.8387	6.0784	23.7603	
	Caro School District (Ind. Personal)	16.1643	0.0000	16.1643		0.0000	1.4882	1.4882		0.0000	1.9904	1.9904	3.9141	4.3980	8.3121	0.0000	5.6500	5.6500		0.0000	4.2409	4.2409	6.0000	37.8459	6.0784	17.7675	
City of Vassar																											
	Vassar School District (Non-PRE)	17.0000	0.0000	17.0000		1.2500	0.0000	1.2500		0.0000	0.0000	0.0000	3.9141	4.3980	8.3121	0.0000	20.8312	20.8312		0.0000	4.2409	4.2409	6.0000	57.6342	28.8641	29.7701	
	Vassar School District (PRE)	17.0000	0.0000	17.0000		1.2500	0.0000	1.2500		0.0000	0.0000	0.0000	3.9141	4.3980	8.3121	0.0000	8.8917	8.8917	Tuscola	0.0000	4.2409	4.2409	6.0000	45.6342	28.8641	16.7661	
	Vassar School District (Com. Personal)	17.0000	0.0000	17.0000		1.2500	0.0000	1.2500		0.0000	0.0000	0.0000	3.9141	4.3980	8.3121	0.0000	8.8917	8.8917		0.0000	4.2409	4.2409	6.0000	45.6342	28.8641	16.7661	
	Vassar School District (Ind. Personal)	17.0000	0.0000	17.0000		1.2500	0.0000	1.2500		0.0000	0.0000	0.0000	3.9141	4.3980	8.3121	0.0000	3.0000	3.0000		0.0000	4.2409	4.2409	6.0000	33.8036	22.8641	11.9389	

Tuscola County Millage Rates

Government School District & Taxable Status	Gov't Unit (summer)	Gov't Unit (winter)	Total Gov't Unit	Village (summer)	Village (winter)	Total Village	Library (summer)	Library (winter)	Authority Name	Authority (summer)	Authority (winter)	Total Authority	County (summer)	County (winter)	Total County	School (summer)	School (winter)	Total School	I.S.D. (summer)	I.S.D. (winter)	Total I.S.D.	SET	Total Annual Levy	Total Summer Levy	Total Winter Levy
Acron Village (Acron Twp.)																									
Acron-Fairgrove School District (Non-PRE)	0.0000	5.2224	5.2224	13.8912	0.0000	13.8912	0.0000	0.7916	0.0000	0.0000	0.0000	0.0000	3.9141	4.3980	8.3121	0.0000	20.6500	20.6500	0.0000	4.2409	4.2409	6.0000	59.1082	3.8053	35.3029
Acron-Fairgrove School District (PRE)	0.0000	5.2224	5.2224	13.8912	0.0000	13.8912	0.0000	0.7916	0.0000	0.0000	0.0000	0.0000	3.9141	4.3980	8.3121	0.0000	2.6500	2.6500	0.0000	4.2409	4.2409	6.0000	41.1082	3.8053	17.3029
Acron-Fairgrove School District (Com. Personal)	0.0000	5.2224	5.2224	13.8912	0.0000	13.8912	0.0000	0.7916	0.0000	0.0000	0.0000	0.0000	3.9141	4.3980	8.3121	0.0000	8.6500	8.6500	0.0000	4.2409	4.2409	6.0000	47.1082	3.8053	23.3029
Acron-Fairgrove School District (Ind. Personal)	0.0000	5.2224	5.2224	13.8912	0.0000	13.8912	0.0000	0.7916	0.0000	0.0000	0.0000	0.0000	3.9141	4.3980	8.3121	0.0000	2.6500	2.6500	0.0000	4.2409	4.2409	6.0000	35.1082	7.8053	17.3029
Acron Village (Fairgrove Twp.)																									
Acron-Fairgrove School District (Non-PRE)	0.0000	5.1263	5.1263	13.8912	0.0000	13.8912	0.0000	0.7916	0.0000	0.0000	0.0000	0.0000	3.9141	4.3980	8.3121	0.0000	20.6500	20.6500	0.0000	4.2409	4.2409	6.0000	59.0121	3.8053	35.2068
Acron-Fairgrove School District (PRE)	0.0000	5.1263	5.1263	13.8912	0.0000	13.8912	0.0000	0.7916	0.0000	0.0000	0.0000	0.0000	3.9141	4.3980	8.3121	0.0000	2.6500	2.6500	0.0000	4.2409	4.2409	6.0000	41.0121	3.8053	17.2068
Acron-Fairgrove School District (Com. Personal)	0.0000	5.1263	5.1263	13.8912	0.0000	13.8912	0.0000	0.7916	0.0000	0.0000	0.0000	0.0000	3.9141	4.3980	8.3121	0.0000	8.6500	8.6500	0.0000	4.2409	4.2409	6.0000	47.0121	3.8053	23.2068
Acron-Fairgrove School District (Ind. Personal)	0.0000	5.1263	5.1263	13.8912	0.0000	13.8912	0.0000	0.7916	0.0000	0.0000	0.0000	0.0000	3.9141	4.3980	8.3121	0.0000	2.6500	2.6500	0.0000	4.2409	4.2409	6.0000	35.0121	7.8053	17.2068
Case City Village (Elmwood Twp.)																									
Case City School District (Non-PRE)	0.0000	3.6374	3.6374	18.0051	0.0000	18.0051	0.0000	1.0936	1.0936	0.0000	0.0000	0.0000	3.9141	4.3980	8.3121	0.0000	20.8813	20.8813	0.0000	4.2409	4.2409	6.0000	62.1704	7.9192	34.9512
Case City School District (PRE)	0.0000	3.6374	3.6374	18.0051	0.0000	18.0051	0.0000	1.0936	1.0936	0.0000	0.0000	0.0000	3.9141	4.3980	8.3121	0.0000	3.0000	3.0000	0.0000	4.2409	4.2409	6.0000	44.2891	7.9192	16.8699
Case City School District (Com. Personal)	0.0000	3.6374	3.6374	18.0051	0.0000	18.0051	0.0000	1.0936	1.0936	0.0000	0.0000	0.0000	3.9141	4.3980	8.3121	0.0000	8.8813	8.8813	0.0000	4.2409	4.2409	6.0000	50.1704	7.9192	22.2512
Case City School District (Ind. Personal)	0.0000	3.6374	3.6374	18.0051	0.0000	18.0051	0.0000	1.0936	1.0936	0.0000	0.0000	0.0000	3.9141	4.3980	8.3121	0.0000	3.0000	3.0000	0.0000	4.2409	4.2409	6.0000	38.2891	21.9192	16.8699
Fairgrove Village (Fairgrove Twp.)																									
Acron-Fairgrove School District (Non-PRE)	0.0000	5.1263	5.1263	14.5126	0.0000	14.5126	0.0000	0.7916	0.0000	0.0000	0.0000	0.0000	3.9141	4.3980	8.3121	0.0000	20.6500	20.6500	0.0000	4.2409	4.2409	6.0000	59.6335	4.4267	35.2068
Acron-Fairgrove School District (PRE)	0.0000	5.1263	5.1263	14.5126	0.0000	14.5126	0.0000	0.7916	0.0000	0.0000	0.0000	0.0000	3.9141	4.3980	8.3121	0.0000	2.6500	2.6500	0.0000	4.2409	4.2409	6.0000	41.6335	4.4267	17.2068
Acron-Fairgrove School District (Com. Personal)	0.0000	5.1263	5.1263	14.5126	0.0000	14.5126	0.0000	0.7916	0.0000	0.0000	0.0000	0.0000	3.9141	4.3980	8.3121	0.0000	8.6500	8.6500	0.0000	4.2409	4.2409	6.0000	47.6335	4.4267	23.2068
Acron-Fairgrove School District (Ind. Personal)	0.0000	5.1263	5.1263	14.5126	0.0000	14.5126	0.0000	0.7916	0.0000	0.0000	0.0000	0.0000	3.9141	4.3980	8.3121	0.0000	2.6500	2.6500	0.0000	4.2409	4.2409	6.0000	35.6335	8.4267	17.2068
Gagetown Village (Elmwood Twp.)																									
Owendale-Gagetown School District (Non-PRE)	0.0000	7.0705	7.0705	21.7164	0.0000	21.7164	0.0000	1.0936	1.0936	0.0000	0.0000	0.0000	3.9141	4.3980	8.3121	0.0000	20.0500	20.0500	0.0000	4.8886	4.8886	6.0000	69.1312	1.6605	37.5007
Owendale-Gagetown School District (PRE)	0.0000	7.0705	7.0705	21.7164	0.0000	21.7164	0.0000	1.0936	1.0936	0.0000	0.0000	0.0000	3.9141	4.3980	8.3121	0.0000	2.0500	2.0500	0.0000	4.8886	4.8886	6.0000	51.1312	1.6605	19.5007
Owendale-Gagetown School District (Com. Personal)	0.0000	7.0705	7.0705	21.7164	0.0000	21.7164	0.0000	1.0936	1.0936	0.0000	0.0000	0.0000	3.9141	4.3980	8.3121	0.0000	8.0500	8.0500	0.0000	4.8886	4.8886	6.0000	57.1312	1.6605	25.5007
Owendale-Gagetown School District (Ind. Personal)	0.0000	7.0705	7.0705	21.7164	0.0000	21.7164	0.0000	1.0936	1.0936	0.0000	0.0000	0.0000	3.9141	4.3980	8.3121	0.0000	2.0500	2.0500	0.0000	4.8886	4.8886	6.0000	45.1312	5.6605	19.5007
Kingston Village (Kingston Twp.)																									
Kingston School District (Non-PRE)	0.0000	3.2867	3.2867	12.3584	0.0000	12.3584	0.0000	0.0000	0.0000	0.0000	0.0000	0.0000	3.9141	4.3980	8.3121	0.0000	23.0000	23.0000	0.0000	4.2409	4.2409	6.0000	57.1981	2.2725	34.9256
Kingston School District (PRE)	0.0000	3.2867	3.2867	12.3584	0.0000	12.3584	0.0000	0.0000	0.0000	0.0000	0.0000	0.0000	3.9141	4.3980	8.3121	0.0000	5.0000	5.0000	0.0000	4.2409	4.2409	6.0000	39.1981	2.2725	16.9256
Kingston School District (Com. Personal)	0.0000	3.2867	3.2867	12.3584	0.0000	12.3584	0.0000	0.0000	0.0000	0.0000	0.0000	0.0000	3.9141	4.3980	8.3121	0.0000	11.0000	11.0000	0.0000	4.2409	4.2409	6.0000	45.1981	2.2725	22.9256
Kingston School District (Ind. Personal)	0.0000	3.2867	3.2867	12.3584	0.0000	12.3584	0.0000	0.0000	0.0000	0.0000	0.0000	0.0000	3.9141	4.3980	8.3121	0.0000	5.0000	5.0000	0.0000	4.2409	4.2409	6.0000	33.1981	16.2725	16.9256
Kingston Village (Koylton Twp.)																									
Kingston School District (Non-PRE)	0.0000	4.9786	4.9786	12.3584	0.0000	12.3584	0.0000	0.0000	0.0000	0.0000	0.0000	0.0000	3.9141	4.3980	8.3121	0.0000	23.0000	23.0000	0.0000	4.2409	4.2409	6.0000	58.8900	2.2725	36.6175
Kingston School District (PRE)	0.0000	4.9786	4.9786	12.3584	0.0000	12.3584	0.0000	0.0000	0.0000	0.0000	0.0000	0.0000	3.9141	4.3980	8.3121	0.0000	5.0000	5.0000	0.0000	4.2409	4.2409	6.0000	40.8900	2.2725	18.6175
Kingston School District (Com. Personal)	0.0000	4.9786	4.9786	12.3584	0.0000	12.3584	0.0000	0.0000	0.0000	0.0000	0.0000	0.0000	3.9141	4.3980	8.3121	0.0000	11.0000	11.0000	0.0000	4.2409	4.2409	6.0000	46.8900	2.2725	24.6175
Kingston School District (Ind. Personal)	0.0000	4.9786	4.9786	12.3584	0.0000	12.3584	0.0000	0.0000	0.0000	0.0000	0.0000	0.0000	3.9141	4.3980	8.3121	0.0000	5.0000	5.0000	0.0000	4.2409	4.2409	6.0000	34.8900	16.2725	18.6175
Mayville Village (Fremont Twp.)																									
Mayville School District (Non-PRE)	0.0000	1.1335	1.1335	14.1986	0.0000	14.1986	0.0000	0.7500	0.7500	0.0000	0.0000	0.0000	3.9141	4.3980	8.3121	0.0000	20.6888	20.6888	0.0000	4.2409	4.2409	6.0000	55.5039	4.1127	31.3912
Mayville School District (PRE)	0.0000	1.1335	1.1335	14.1986	0.0000	14.1986	0.0000	0.7500	0.7500	0.0000	0.0000	0.0000	3.9141	4.3980	8.3121	0.0000	4.0000	4.0000	0.0000	4.2409	4.2409	6.0000	38.8151	4.1127	14.7024
Mayville School District (Com. Personal)	0.0000	1.1335	1.1335	14.1986	0.0000	14.1986	0.0000	0.7500	0.7500	0.0000	0.0000	0.0000	3.9141	4.3980	8.3121	0.0000	8.6888	8.6888	0.0000	4.2409	4.2409	6.0000	45.5039	4.1127	19.9912
Mayville School District (Ind. Personal)	0.0000	1.1335	1.1335	14.1986	0.0000	14.1986	0.0000	0.7500	0.7500	0.0000	0.0000	0.0000	3.9141	4.3980	8.3121	0.0000	4.0000	4.0000	0.0000	4.2409	4.2409	6.0000	32.8151	18.1127	14.7024

Tuscolo County Millage Rates

Government Unit School District & Taxable Status	Gov't Unit (summer)	Gov't Unit (winter)	Total Gov't Unit	Village (summer)	Village (winter)	Total Village	Library (summer)	Library (winter)	Total Library	Authority Name	Authority (summer)	Authority (winter)	Total Authority	County (summer)	County (winter)	Total County	School (summer)	School (winter)	Total School	I.S.D. Name	I.S.D. (summer)	I.S.D. (winter)	Total I.S.D.	SET	Total Annual Levy	Total Summer Levy	Total Winter Levy
Millington Village (Millington Twp.)																											
Millington School District (Non-PRE)	0.0000	2.1133	2.1133	13.9396	0.0000	13.9396	0.0000	0.9498	0.9498	0.0000	0.0000	0.0000	0.0000	3.9141	4.3980	8.3121	0.0000	20.9017	20.9017		0.0000	4.2409	4.2409	6.0000	56.4574	28.8537	32.6037
Millington School District (PRE)	0.0000	2.1133	2.1133	13.9396	0.0000	13.9396	0.0000	0.9498	0.9498	0.0000	0.0000	0.0000	0.0000	3.9141	4.3980	8.3121	0.0000	2.9017	2.9017	Tuscola	0.0000	4.2409	4.2409	6.0000	38.4574	28.8537	14.6037
Millington School District (Com. Personal)	0.0000	2.1133	2.1133	13.9396	0.0000	13.9396	0.0000	0.9498	0.9498	0.0000	0.0000	0.0000	0.0000	3.9141	4.3980	8.3121	0.0000	8.9017	8.9017		0.0000	4.2409	4.2409	6.0000	44.4574	28.8537	20.6037
Millington School District (Ind. Personal)	0.0000	2.1133	2.1133	13.9396	0.0000	13.9396	0.0000	0.9498	0.9498	0.0000	0.0000	0.0000	0.0000	3.9141	4.3980	8.3121	0.0000	2.9017	2.9017		0.0000	4.2409	4.2409	6.0000	32.4574	17.8537	14.6037
Reese Village (Denmark Twp.)																											
Reese School District (Non-PRE)	0.0000	3.4518	3.4518	10.5000	0.0000	10.5000	0.0000	0.9965	0.9965	0.0000	0.0000	0.0000	0.0000	3.9141	4.3980	8.3121	0.0000	21.8000	21.8000		0.0000	4.2409	4.2409	6.0000	55.3013	20.4141	34.8872
Reese School District (PRE)	0.0000	3.4518	3.4518	10.5000	0.0000	10.5000	0.0000	0.9965	0.9965	0.0000	0.0000	0.0000	0.0000	3.9141	4.3980	8.3121	0.0000	3.8000	3.8000		0.0000	4.2409	4.2409	6.0000	37.3013	20.4141	16.8872
Reese School District (Com. Personal)	0.0000	3.4518	3.4518	10.5000	0.0000	10.5000	0.0000	0.9965	0.9965	0.0000	0.0000	0.0000	0.0000	3.9141	4.3980	8.3121	0.0000	9.8000	9.8000	Tuscola	0.0000	4.2409	4.2409	6.0000	42.3013	20.4141	22.8872
Reese School District (Ind. Personal)	0.0000	3.4518	3.4518	10.5000	0.0000	10.5000	0.0000	0.9965	0.9965	0.0000	0.0000	0.0000	0.0000	3.9141	4.3980	8.3121	0.0000	3.8000	3.8000		0.0000	4.2409	4.2409	6.0000	31.3013	14.4141	16.8872
Unionville Village (Columbus Twp.)																											
Unionville-Sekewang School District (Non-PRE)	0.0000	6.3912	6.3912	12.9500	0.0000	12.9500	0.0000	0.0000	0.0000	0.0000	0.0000	0.0000	0.0000	3.9141	4.3980	8.3121	0.0000	23.7200	23.7200		0.0000	4.2409	4.2409	6.0000	61.6142	22.8641	38.7501
Unionville-Sekewang School District (PRE)	0.0000	6.3912	6.3912	12.9500	0.0000	12.9500	0.0000	0.0000	0.0000	0.0000	0.0000	0.0000	0.0000	3.9141	4.3980	8.3121	0.0000	5.7200	5.7200		0.0000	4.2409	4.2409	6.0000	43.6142	22.8641	20.7501
Unionville-Sekewang School District (Com. Personal)	0.0000	6.3912	6.3912	12.9500	0.0000	12.9500	0.0000	0.0000	0.0000	0.0000	0.0000	0.0000	0.0000	3.9141	4.3980	8.3121	0.0000	11.7200	11.7200	Tuscola	0.0000	4.2409	4.2409	6.0000	49.6142	22.8641	26.7501
Unionville-Sekewang School District (Ind. Personal)	0.0000	6.3912	6.3912	12.9500	0.0000	12.9500	0.0000	0.0000	0.0000	0.0000	0.0000	0.0000	0.0000	3.9141	4.3980	8.3121	0.0000	5.7200	5.7200		0.0000	4.2409	4.2409	6.0000	37.6142	16.8641	20.7501

Tuscola County Taxable Values

Government Unit School District & Taxable Status	School	ISD	Total Gov't Unit	Authority/Special Assessment Millage
Akron Township				
Akron-Fairgrove School District [Non-PRE]	\$16,076,443	Tuscola ISD \$76,353,188	All Property \$143,411,598	Fairgrove Library \$76,353,188
Akron-Fairgrove School District [PRE]	\$60,276,745			
Akron-Fairgrove School District [Com. Personal]	\$17,100			
Akron-Fairgrove School District [Ind. Personal]	\$38,329,100			
	\$114,699,388			
Unionville-Sebewaing School District [Non-PRE]	\$18,674,312	Tuscola ISD \$67,058,410		
Unionville-Sebewaing School District [PRE]	\$48,384,098			
Unionville-Sebewaing School District [Com. Personal]	\$341,100			
Unionville-Sebewaing School District [Ind. Personal]	\$13,032,600			
	\$80,432,110			
Almer Charter Township				
Akron-Fairgrove School District [Non-PRE]	\$517,124	Tuscola ISD \$9,464,762	All Property \$68,414,462	Caro Transit Authority \$68,414,462
Akron-Fairgrove School District [PRE]	\$8,947,638			Fairgrove Library \$9,464,762
Akron-Fairgrove School District [Com. Personal]	\$0			
Akron-Fairgrove School District [Ind. Personal]	\$0			
	\$9,464,762			
Caro School District [Non-PRE]	\$12,344,398	Tuscola ISD \$57,701,561		Caro Library \$57,701,561
Caro School District [PRE]	\$45,357,163			
Caro School District [Com. Personal]	\$575,700			
Caro School District [Ind. Personal]	\$0			
	\$58,277,261			
Cass City School District [Non-PRE]	\$29,683	Tuscola ISD \$1,248,139		
Cass City School District [PRE]	\$1,218,456			
Cass City School District [Com. Personal]	\$0			
Cass City School District [Ind. Personal]	\$0			
	\$1,248,139			
Arbela Township				
Frankenmuth School District [Non-PRE]	\$5,200	Tuscola ISD \$340,362	All Property \$78,940,874	Millington Arbela Library \$78,940,874
Frankenmuth School District [PRE]	\$335,162			Police Millage \$74,648,574
Frankenmuth School District [Com. Personal]	\$0			
Frankenmuth School District [Ind. Personal]	\$0			
	\$340,362			
Millington School District [Non-PRE]	\$11,611,642	Tuscola ISD \$78,309,564		
Millington School District [PRE]	\$66,697,922			
Millington School District [Com. Personal]	\$127,500			
Millington School District [Ind. Personal]	\$0			
	\$78,437,064			
Vassar School District [Non-PRE]	\$14,200	Tuscola ISD \$290,948		
Vassar School District [PRE]	\$276,748			
Vassar School District [Com. Personal]	\$0			
Vassar School District [Ind. Personal]	\$0			
	\$290,948			
Columbia Township				
Owendale-Gagetown School District [Non-PRE]	\$261,013	Tuscola ISD \$5,911,538	All Property \$168,957,879	
Owendale-Gagetown School District [PRE]	\$5,650,525			
Owendale-Gagetown School District [Com. Personal]	\$0			
Owendale-Gagetown School District [Ind. Personal]	\$4,825,500			
	\$10,737,038			
Akron-Fairgrove School District [Non-PRE]	\$240,900	Tuscola ISD \$5,233,501		Fairgrove Library \$5,233,501
Akron-Fairgrove School District [PRE]	\$4,992,601			
Akron-Fairgrove School District [Com. Personal]	\$0			
Akron-Fairgrove School District [Ind. Personal]	\$3,599,500			
	\$8,833,001			
Caro School District [Non-PRE]	\$37,400	Tuscola ISD \$2,753,158		
Caro School District [PRE]	\$2,715,758			
Caro School District [Com. Personal]	\$0			
Caro School District [Ind. Personal]	\$2,412,700			
	\$5,165,858			
Cass City School District [Non-PRE]	\$1,379,990	Tuscola ISD \$30,462,476		
Cass City School District [PRE]	\$29,082,486			
Cass City School District [Com. Personal]	\$0			
Cass City School District [Ind. Personal]	\$22,710,200			
	\$53,172,676			
Unionville-Sebewaing School District [Non-PRE]	\$13,524,442	Tuscola ISD \$124,597,206		
Unionville-Sebewaing School District [PRE]	\$111,072,764			
Unionville-Sebewaing School District [Com. Personal]	\$29,300			
Unionville-Sebewaing School District [Ind. Personal]	\$68,885,000			
	\$193,511,506			
Dayton Township				
Kingston School District [Non-PRE]	\$6,994,273	Tuscola ISD \$20,513,191	All Property \$60,983,662	Mayville Library \$60,983,662
Kingston School District [PRE]	\$13,518,918			
Kingston School District [Com. Personal]	\$0			
Kingston School District [Ind. Personal]	\$0			
	\$20,513,191			
Mayville School District [Non-PRE]	\$11,368,652	Tuscola ISD \$40,470,471		
Mayville School District [PRE]	\$29,101,819			
Mayville School District [Com. Personal]	\$56,400			
Mayville School District [Ind. Personal]	\$0			
	\$40,526,871			

Tuscola County Taxable Values

Denmark Township				All Property	\$114,762,524	Reese District Library	\$114,762,524
Frankenmuth School District [Non-PRE]	\$130,502	Tuscola ISD	\$875,607			VAAS	\$98,964,924
Frankenmuth School District [PRE]	\$745,105					Fire	\$67,985,191
Frankenmuth School District [Com. Personal]	\$0					Fire Equipment	\$67,985,191
Frankenmuth School District [Ind. Personal]	\$0						
	\$875,607						
Reese School District [Non-PRE]	\$23,964,079	Tuscola ISD	\$92,867,527				
Reese School District [PRE]	\$68,903,448						
Reese School District [Com. Personal]	\$521,000						
Reese School District [Ind. Personal]	\$24,800						
	\$93,413,327						
Vassar School District [Non-PRE]	\$2,627,846	Tuscola ISD	\$21,019,390				
Vassar School District [PRE]	\$18,391,544						
Vassar School District [Com. Personal]	\$0						
Vassar School District [Ind. Personal]	\$60,800						
	\$21,080,190						
Elkland Township				All Property**	\$96,039,371	Rawson Library**	\$96,039,371
Owendale-Gagetown School District [Non-PRE]	\$1,256,511	Huron ISD	\$4,563,466				
Owendale-Gagetown School District [PRE]	\$3,306,955						
Owendale-Gagetown School District [Com. Personal]	\$0						
Owendale-Gagetown School District [Ind. Personal]	\$0						
	\$4,563,466						
Cass City School District [Non-PRE]**	\$27,568,097	Tuscola ISD	\$91,475,905				
Cass City School District [PRE]**	\$63,907,808						
Cass City School District [Com. Personal]	\$2,007,800						
Cass City School District [Ind. Personal]**	\$178,300						
	\$93,662,005						
Ellington Township				All Property	\$44,697,947	Caro District Library	\$37,195,589
Caro School District [Non-PRE]	\$6,478,364	Tuscola ISD	\$37,195,589				
Caro School District [PRE]	\$30,717,225						
Caro School District [Com. Personal]	\$96,600						
Caro School District [Ind. Personal]	\$0						
	\$37,292,189						
Cass City School District [Non-PRE]	\$1,073,903	Tuscola ISD	\$7,502,358				
Cass City School District [PRE]	\$6,428,455						
Cass City School District [Com. Personal]	\$0						
Cass City School District [Ind. Personal]	\$0						
	\$7,502,358						
Elmwood Township				All Property	\$44,875,125	Rawson Library	\$44,875,125
Owendale-Gagetown School District [Non-PRE]	\$2,920,092	Huron ISD	\$17,938,877				
Owendale-Gagetown School District [PRE]	\$15,018,785						
Owendale-Gagetown School District [Com. Personal]	\$226,700						
Owendale-Gagetown School District [Ind. Personal]	\$0						
	\$18,165,577						
Cass City School District [Non-PRE]	\$2,481,168	Tuscola ISD	\$26,936,248				
Cass City School District [PRE]	\$24,455,080						
Cass City School District [Com. Personal]	\$0						
Cass City School District [Ind. Personal]	\$0						
	\$26,936,248						
Fairgrove Township				All Property	\$152,029,448	Fairgrove Library	\$151,203,135
Akron-Fairgrove School District [Non-PRE]	\$27,072,859	Tuscola ISD	\$151,203,135				
Akron-Fairgrove School District [PRE]	\$124,130,276						
Akron-Fairgrove School District [Com. Personal]	\$455,900						
Akron-Fairgrove School District [Ind. Personal]	\$72,895,500						
	\$224,554,535						
Caro School District [Non-PRE]	\$24,446	Tuscola ISD	\$551,547				
Caro School District [PRE]	\$527,101						
Caro School District [Com. Personal]	\$0						
Caro School District [Ind. Personal]	\$0						
	\$551,547						
Reese School District [Non-PRE]	\$64,700	Tuscola ISD	\$274,766				
Reese School District [PRE]	\$210,066						
Reese School District [Com. Personal]	\$0						
Reese School District [Ind. Personal]	\$0						
	\$274,766						
Fremont Township				All Property	\$85,963,939	Mayville Library	\$85,963,939
Caro School District [Non-PRE]	\$6,000	Tuscola ISD	\$122,604				
Caro School District [PRE]	\$116,604						
Caro School District [Com. Personal]	\$0						
Caro School District [Ind. Personal]	\$0						
	\$122,604						
Mayville School District [Non-PRE]	\$22,164,979	Tuscola ISD	\$85,841,335				
Mayville School District [PRE]	\$63,676,356						
Mayville School District [Com. Personal]	\$763,400						
Mayville School District [Ind. Personal]	\$0						
	\$86,604,735						

Tuscola County Taxable Values

Gilford Township						
Akron-Fairgrove School District [Non-PRE]	\$9,792,701	Tuscola ISD	\$71,576,064	All Property	\$131,814,668	Fairgrove Library \$71,576,064
Akron-Fairgrove School District [PRE]	\$61,783,363					
Akron-Fairgrove School District [Com. Personal]	\$0					
Akron-Fairgrove School District [Ind. Personal]	\$40,806,000					
	\$112,382,064					
Reese School District [Non-PRE]	\$8,753,539	Tuscola ISD	\$60,238,604			Reese Library \$60,238,604
Reese School District [PRE]	\$51,485,065					
Reese School District [Com. Personal]	\$0					
Reese School District [Ind. Personal]	\$27,096,400					
	\$87,335,004					
Indianfields Township						
Caro School District [Non-PRE]	\$20,239,527	Tuscola ISD	\$67,796,578	All Property	\$67,796,578	Caro Transit Authority \$67,796,578
Caro School District [PRE]	\$47,557,051					Caro District Library \$67,796,578
Caro School District [Com. Personal]	\$891,500					
Caro School District [Ind. Personal]	\$56,500					
	\$68,744,578					
Juniata Township						
Akron-Fairgrove School District [Non-PRE]	\$1,892,454	Tuscola ISD	\$6,743,731	All Property	\$90,662,132	Bullard Sanford Library \$63,381,128
Akron-Fairgrove School District [PRE]	\$4,851,277					
Akron-Fairgrove School District [Com. Personal]	\$0					
Akron-Fairgrove School District [Ind. Personal]	\$1,812,100					
	\$8,555,831					
Caro School District [Non-PRE]	\$3,434,166	Tuscola ISD	\$27,281,004			Caro District Library \$27,281,004
Caro School District [PRE]	\$23,846,838					
Caro School District [Com. Personal]	\$42,600					
Caro School District [Ind. Personal]	\$5,388,300					
	\$32,711,904					
Reese School District [Non-PRE]	\$293,833	Tuscola ISD	\$3,424,916			
Reese School District [PRE]	\$3,131,283					
Reese School District [Com. Personal]	\$0					
Reese School District [Ind. Personal]	\$1,796,100					
	\$5,221,016					
Vassar School District [Non-PRE]	\$6,109,862	Tuscola ISD	\$53,212,481			
Vassar School District [PRE]	\$47,102,619					
Vassar School District [Com. Personal]	\$84,200					
Vassar School District [Ind. Personal]	\$25,020,700					
	\$78,317,381					
Kingston Township						
Marlette School District [Non-PRE]	\$31,262	Sanilac ISD	\$557,459	All Property	\$43,707,559	Fire Millage \$36,366,386
Marlette School District [PRE]	\$526,197					
Marlette School District [Com. Personal]	\$0					
Marlette School District [Ind. Personal]	\$0					
	\$557,459					
Cass City School District [Non-PRE]	\$1,886,666	Tuscola ISD	\$9,277,204			
Cass City School District [PRE]	\$7,390,538					
Cass City School District [Com. Personal]	\$0					
Cass City School District [Ind. Personal]	\$0					
	\$9,277,204					
Kingston School District [Non-PRE]	\$8,591,032	Tuscola ISD	\$33,872,896			
Kingston School District [PRE]	\$25,281,864					
Kingston School District [Com. Personal]	\$255,050					
Kingston School District [Ind. Personal]	\$0					
	\$34,127,946					
Koylton Township						
Marlette School District [Non-PRE]	\$3,068,033	Sanilac ISD	\$20,122,945	All Property	\$53,110,250	
Marlette School District [PRE]	\$17,054,912					
Marlette School District [Com. Personal]	\$285,700					
Marlette School District [Ind. Personal]	\$0					
	\$20,408,645					
Kingston School District [Non-PRE]	\$10,397,486	Tuscola ISD	\$32,987,305			
Kingston School District [PRE]	\$22,589,819					
Kingston School District [Com. Personal]	\$91,500					
Kingston School District [Ind. Personal]	\$0					
	\$33,078,805					

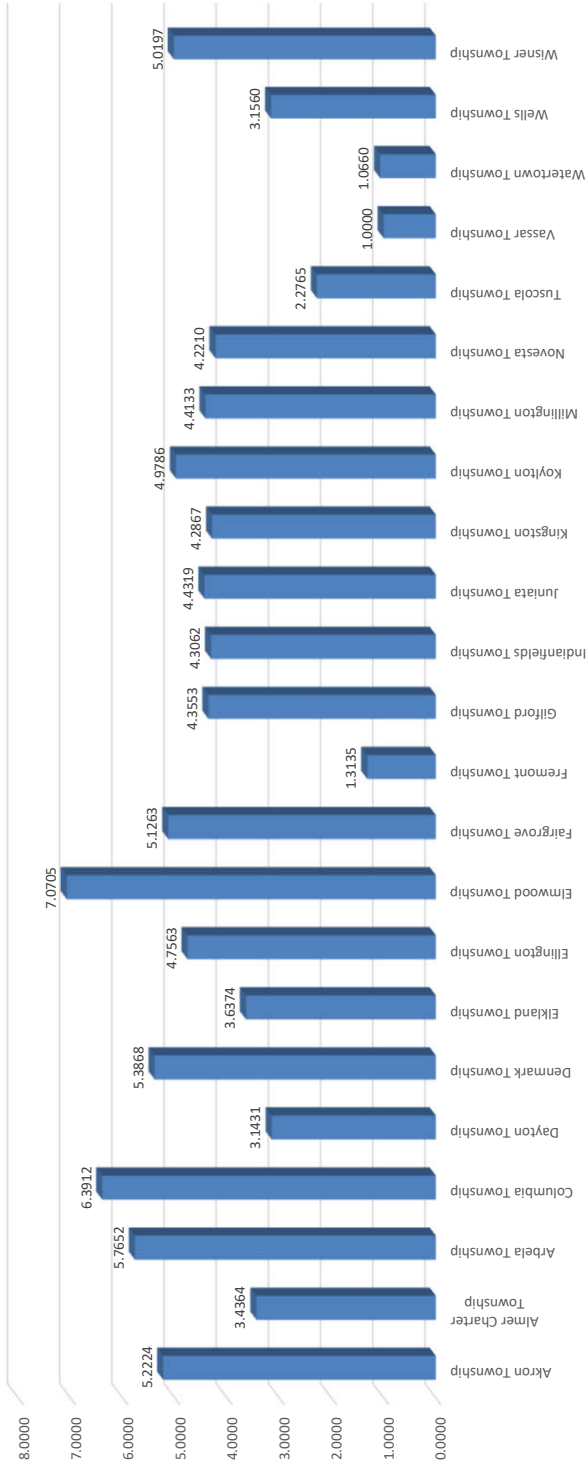
Tuscola County Taxable Values

Millington Township							
Millington School District [Non-PRE]	\$25,990,940	Tuscola ISD	\$126,742,565	All Property	\$126,742,565	Millington Arbela Library	\$126,742,565
Millington School District [PRE]	\$100,751,625						
Millington School District [Com. Personal]	\$1,071,900						
Millington School District [Ind. Personal]	\$788,000					Police Millage	\$102,443,641
	\$128,602,465						
Novesta Township							
Cass City School District [Non-PRE]	\$7,726,726	Tuscola ISD	\$43,236,671	All Property	\$43,236,671	Rawson Library	\$43,236,671
Cass City School District [PRE]	\$35,509,945						
Cass City School District [Com. Personal]	\$150,200						
Cass City School District [Ind. Personal]	\$0						
	\$43,386,871						
Tuscola Township							
Frankenmuth School District [Non-PRE]	\$12,754,643	Saginaw ISD	\$30,088,315	All Property	\$91,052,901	Fire	\$75,723,801
Frankenmuth School District [PRE]	\$17,333,672					Bullard Sanford Library	\$91,052,901
Frankenmuth School District [Com. Personal]	\$0						
Frankenmuth School District [Ind. Personal]	\$0						
	\$30,088,315						
Millington School District [Non-PRE]	\$26,850	Tuscola ISD	\$696,159				
Millington School District [PRE]	\$669,309						
Millington School District [Com. Personal]	\$0						
Millington School District [Ind. Personal]	\$0						
	\$696,159						
Vassar School District [Non-PRE]	\$10,085,222	Tuscola ISD	\$60,268,427				
Vassar School District [PRE]	\$50,183,205						
Vassar School District [Com. Personal]	\$808,400						
Vassar School District [Ind. Personal]	\$528,500						
	\$61,605,327						
Vassar Township							
Mayville School District [Non-PRE]	\$228,629	Tuscola ISD	\$288,776	All Property	\$101,170,564	Bullard Sanford Library	\$101,170,564
Mayville School District [PRE]	\$60,147						
Mayville School District [Com. Personal]	\$0						
Mayville School District [Ind. Personal]	\$0						
	\$288,776						
Millington School District [Non-PRE]	\$4,158,572	Tuscola ISD	\$12,354,364				
Millington School District [PRE]	\$8,195,792						
Millington School District [Com. Personal]	\$0						
Millington School District [Ind. Personal]	\$0						
	\$12,354,364						
Vassar School District [Non-PRE]	\$23,297,493	Tuscola ISD	\$88,527,424				
Vassar School District [PRE]	\$65,229,931						
Vassar School District [Com. Personal]	\$564,350						
Vassar School District [Ind. Personal]	\$48,400						
	\$89,140,174						
Watertown Township							
Mayville School District [Non-PRE]	\$8,001,796	Tuscola ISD	\$38,524,421	All Property	\$62,132,587		
Mayville School District [PRE]	\$30,522,625						
Mayville School District [Com. Personal]	\$46,200						
Mayville School District [Ind. Personal]	\$65,120						
	\$38,635,741						
Millington School District [Non-PRE]	\$5,281,090	Tuscola ISD	\$23,608,166				
Millington School District [PRE]	\$18,327,076						
Millington School District [Com. Personal]	\$0						
Millington School District [Ind. Personal]	\$261,050						
	\$23,869,216						
Wells Township							
Caro School District [Non-PRE]	\$5,192,108	Tuscola ISD	\$24,347,998	All Property	\$50,535,925	Caro District Library	\$24,347,998
Caro School District [PRE]	\$19,155,890						
Caro School District [Com. Personal]	\$0						
Caro School District [Ind. Personal]	\$1,162,800						
	\$25,510,798						
Cass City School District [Non-PRE]	\$968,301	Tuscola ISD	\$3,190,247				
Cass City School District [PRE]	\$2,221,946						
Cass City School District [Com. Personal]	\$0						
Cass City School District [Ind. Personal]	\$0						
	\$3,190,247						
Kingston School District [Non-PRE]	\$5,799,746	Tuscola ISD	\$22,997,680				
Kingston School District [PRE]	\$17,197,934						
Kingston School District [Com. Personal]	\$143,200						
Kingston School District [Ind. Personal]	\$3,700						
	\$23,144,580						

Tuscola County Taxable Values

Wisner Township						
Akron-Fairgrove School District [Non-PRE]	\$2,981,264	Tuscola ISD	\$15,649,091	All Property	\$29,529,162	Fairgrove Library \$15,649,091
Akron-Fairgrove School District [PRE]	\$12,667,827					
Akron-Fairgrove School District [Com. Personal]	\$63,300					
Akron-Fairgrove School District [Ind. Personal]	\$731,800					
	\$16,444,191					
Unionville-Sebewaing School District [Non-PRE]	\$1,909,279	Tuscola ISD	\$13,880,071			
Unionville-Sebewaing School District [PRE]	\$11,970,792					
Unionville-Sebewaing School District [Com. Personal]	\$10,200					
Unionville-Sebewaing School District [Ind. Personal]	\$0					
	\$13,890,271					
City of Caro						
Caro School District [Non-PRE]	\$51,226,704	Tuscola ISD	\$93,723,075	All Property	\$93,723,075	Caro District Library \$93,723,075
Caro School District [PRE]	\$42,496,371					Caro Transit Authority \$93,723,075
Caro School District [Com. Personal]	\$2,953,902					
Caro School District [Ind. Personal]	\$915,859					
	\$97,592,836					
City of Vassar						
Vassar School District [Non-PRE]	\$17,377,460	Tuscola ISD	\$47,595,203	All Property	\$47,839,942	Bullard Sanford Library \$47,839,942
Vassar School District [PRE]	\$30,217,743					
Vassar School District [Com. Personal]	\$1,929,800					
Vassar School District [Ind. Personal]	\$17,000					
	\$49,542,003					
Village of Akron - Akron Twp.	\$4,395,789					
Village of Akron - Fairgrove Twp.	\$2,571,749					
Village of Cass City**	\$51,515,357					
Village of Fairgrove	\$7,584,716					
Village of Gagetown	\$3,934,970					
Village of Kingston - Kingston Twp.	\$5,166,169	real only	\$4,586,991			
Village of Kingston - Koylton Twp.	\$1,393,327	real only	\$1,151,127			
Village of Mayville	\$17,136,315	real only	\$16,063,915			
Village of Millington	\$20,255,724	real only	\$18,207,824			
Village of Reese/Fire Apparatus Special	\$32,294,133	real only	\$30,979,733			
Village of Unionville	\$9,476,738					

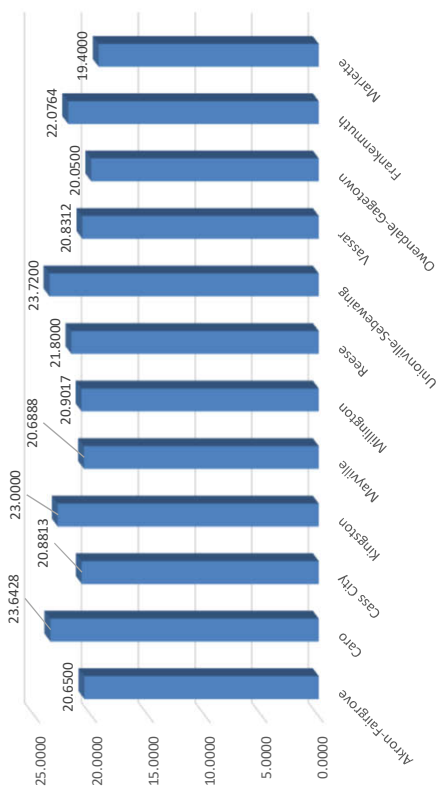
Township Total Millage Rate Comparison



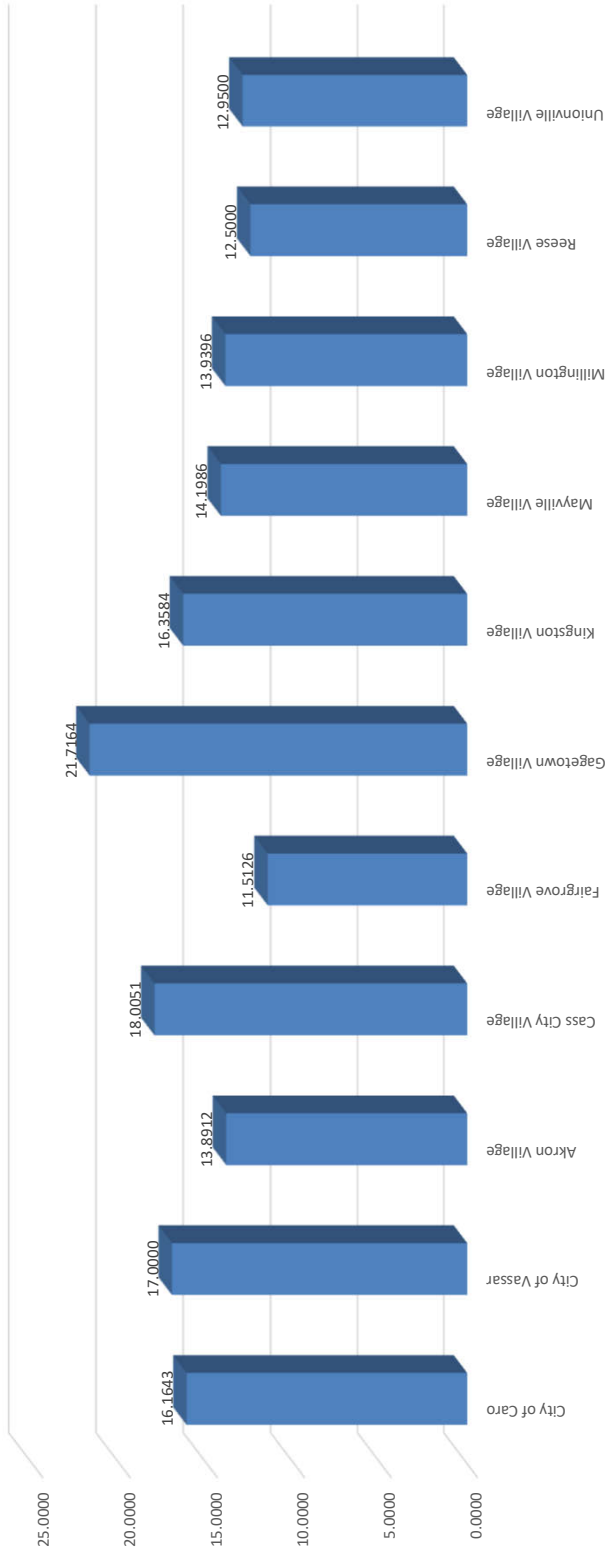
Library & Authority Total Millage Rate Comparison



School District Non-Homestead Millage Rate Comparison



City & Village Total Millage Rate Comparison



Akron Township (001)

2022 Ad Valorem Taxes

Taxing Entity	Name	Purpose of Tax	Amount of Tax Mills	2022 Taxable Valuation	Estimate of Tax Dollars	Total Tax Mills	Total Est. Tax Dollars		
County	Tuscola	Operating	3.9141	\$143,411,598	\$561,327	8.3121	\$1,131,819		
		Bridge/Streets	0.4807		\$68,938				
		Senior Citizens	0.3200		\$45,892				
		Medical Care	0.2500		\$35,853				
		Road Patrol	1.3300		\$190,737				
		Roads/Streets	0.9657		\$138,493				
		Mosquito	0.6316		\$90,579				
		Recycling	0.1500						
		Veterans	0.1700						
MSU Extension	0.1000								
Township	Akron	Operating	1.4038	\$143,411,598	\$201,321	5.2224	\$748,953		
		Emergency Svcs.	0.9994		\$143,326				
		Blacktop	1.8730		\$268,610				
		Roads	0.9462		\$135,696				
Village	Akron	Operating	10.8880	\$4,395,789	\$47,861	13.8912	\$61,063		
		Hydrants	2.0032		\$8,806				
		Streets	1.0000		\$4,396				
School District	Akron-Fairgrove	Total Non-PRE	20.6500	\$16,076,443	\$331,979		\$593,432		
		Total PRE	2.6500					\$60,276,745	\$159,733
		Total Com Personal	8.6500					\$17,100	\$148
		Total Ind Personal	2.6500					\$38,329,100	\$101,572
		TOTAL COMBINED						\$114,699,388	
School District	Unionville-Sebewaing	Total Non-PRE	23.7200	\$18,674,312	\$442,955		\$798,256		
		Total PRE	5.7200					\$48,384,098	\$276,757
		Total Com Personal	11.7200					\$341,100	\$3,998
		Total Ind Personal	5.7200					\$13,032,600	\$74,546
		TOTAL COMBINED						\$80,432,110	
Interm. School	Tuscola ISD	Operating	0.1411	\$143,411,598	\$20,235	4.2409	\$608,194		
		Extra Voted	4.0998		\$587,959				
State Education	Michigan	State Education Tax	6.0000	\$92,049,898			\$552,299		
Library	Fairgrove	Operating & Ex Voted	0.7916	\$76,353,188			\$60,441		

Totals for Taxable Status by School District	Summer	Winter	Total
Akron-Fairgrove School District [Non-PRE]	9.9141	35.3029	45.2170
Akron-Fairgrove School District [PRE]	9.9141	17.3029	27.2170
Akron-Fairgrove School District [Com. Personal]	9.9141	23.3029	33.2170
Akron-Fairgrove School District [Ind. Personal]	3.9141	17.3029	21.2170
Unionville-Sebewaing School District [Non-PRE]	9.9141	37.5813	47.4954
Unionville-Sebewaing School District [PRE]	9.9141	19.5813	29.4954
Unionville-Sebewaing School District [Com. Personal]	9.9141	25.5813	35.4954
Unionville-Sebewaing School District [Ind. Personal]	3.9141	19.5813	23.4954

Akron Village Properties Only

Akron-Fairgrove School District [Non-PRE]	23.8053	35.3029	59.1082
Akron-Fairgrove School District [PRE]	23.8053	17.3029	41.1082
Akron-Fairgrove School District [Com. Personal]	23.8053	23.3029	47.1082
Akron-Fairgrove School District [Ind. Personal]	17.8053	17.3029	35.1082

Almer Township (002)

2022 Ad Valorem Taxes

Taxing Entity	Name	Purpose of Tax	Amount of Tax Mills	2022 Taxable Valuation	Estimate of Tax Dollars	Total Tax Mills	Total Est. Tax Dollars
County	Tuscola	Operating	3.9141	\$68,414,462	\$267,781	8.3121	\$568,668
		Bridge/Streets	0.4807		\$32,887		
		Senior Citizens	0.3200		\$21,893		
		Medical Care	0.2500		\$17,104		
		Road Patrol	1.3300		\$90,991		
		Roads/Streets	0.9657		\$66,068		
		Mosquito	0.6316		\$43,211		
		Recycling	0.1500		\$10,262		
		Veterans	0.1700		\$11,630		
MSU Extension	0.1000	\$6,841					
Township	Almer	Operating	1.4472	\$68,414,462	\$99,009	3.4364	\$235,099
		Roads	0.9946		\$68,045		
		Roads	0.9946		\$68,045		
Township Special Assessments	Almer				0.0000	\$0	
School District	Akron-Fairgrove	Total Non-PRE	20.6500	\$517,124	\$10,679		\$34,390
		Total PRE	2.6500	\$8,947,638	\$23,711		
		Total Com Personal	8.6500	\$0	\$0		
		Total Ind Personal	2.6500	\$0	\$0		
		TOTAL COMBINED		\$9,464,762			
School District	Caro	Total Non-PRE	23.6428	\$12,344,398	\$291,856		\$554,827
		Total PRE	5.6500	\$45,357,163	\$256,268		
		Total Com Personal	11.6428	\$575,700	\$6,703		
		Total Ind Personal	5.6500	\$0	\$0		
		TOTAL COMBINED		\$58,277,261			
School District	Cass City	Total Non-PRE	20.8813	\$29,683	\$620		\$4,275
		Total PRE	3.0000	\$1,218,456	\$3,655		
		Total Com Personal	8.8813	\$0	\$0		
		Total Ind Personal	3.0000	\$0	\$0		
		TOTAL COMBINED		\$1,248,139			
Interm. School	Tuscola ISD	Operating	0.1411	\$68,414,462	\$9,653	4.2409	\$290,139
		Extra Voted	4.0998		\$280,486		
State Education	Michigan	State Education Tax	6.0000	\$68,414,462			\$410,487
Library	Fairgrove	Operating & Ex Voted	0.7916	\$9,464,762			\$7,492
Library	Caro District	Operating & Ex Voted	1.4882	\$57,701,561			\$85,871
Authority	Caro Transit	Operating & Ex Voted	1.9904	\$68,414,462			\$136,172

Totals for Taxable Status by School District	Summer	Winter	Total
Akron-Fairgrove School District [Non-PRE]	9.9141	35.5073	45.4214
Akron-Fairgrove School District [PRE]	9.9141	17.5073	27.4214
Akron-Fairgrove School District [Com. Personal]	9.9141	23.5073	33.4214
Akron-Fairgrove School District [Ind. Personal]	3.9141	17.5073	21.4214
Caro School District [Non-PRE]	9.9141	39.1967	49.1108
Caro School District [PRE]	9.9141	21.2039	31.1180
Caro School District [Com. Personal]	9.9141	27.1967	37.1108
Caro School District [Ind. Personal]	3.9141	21.2039	25.1180
Cass City School District [Non-PRE]	9.9141	34.9470	44.8611
Cass City School District [PRE]	9.9141	17.0657	26.9798
Cass City School District [Com. Personal]	9.9141	22.9470	32.8611
Cass City School District [Ind. Personal]	3.9141	17.0657	20.9798

Arbela Township (003)

2022 Ad Valorem Taxes

Taxing Entity	Name	Purpose of Tax	Amount of Tax Mills	2022 Taxable Valuation	Estimate of Tax Dollars	Total Tax Mills	Total Est. Tax Dollars
County	Tuscola	Operating	3.9141	\$78,940,874	\$308,982	8.3121	\$656,164
		Bridge/Streets	0.4807		\$37,947		
		Senior Citizens	0.3200		\$25,261		
		Medical Care	0.2500		\$19,735		
		Road Patrol	1.3300		\$104,991		
		Roads/Streets	0.9657		\$76,233		
		Mosquito	0.6316		\$49,859		
		Recycling	0.1500		\$11,841		
		Veterans	0.1700		\$13,420		
MSU Extension	0.1000	\$7,894					
Township	Arbela	Operating	1.3440	\$78,940,874	\$106,097	3.7652	\$297,228
		Roads	0.9685		\$76,454		
		Roads	0.9685		\$76,454		
		Fire Equipment	0.4842		\$38,223		
Township Special Assessments	Arbela	Police	2.0000	\$74,648,574	\$149,297	2.0000	\$149,297
School District	Frankenmuth	Total Non-PRE	22.0764	\$5,200	\$115		\$1,481
		Total PRE	4.0764	\$335,162	\$1,366		
		Total Com Personal	10.0764	\$0	\$0		
		Total Ind Personal	4.0764	\$0	\$0		
		TOTAL COMBINED		\$340,362			
School District	Millington	Total Non-PRE	20.9017	\$11,611,642	\$242,703		\$437,375
		Total PRE	2.9017	\$66,697,922	\$193,537		
		Total Com Personal	8.9017	\$127,500	\$1,135		
		Total Ind Personal	2.9017	\$0	\$0		
		TOTAL COMBINED		\$78,437,064			
School District	Vassar	Total Non-PRE	20.8312	\$14,200	\$296		\$1,126
		Total PRE	3.0000	\$276,748	\$830		
		Total Com Personal	8.8312	\$0	\$0		
		Total Ind Personal	3.0000	\$0	\$0		
		TOTAL COMBINED		\$290,948			
Interm. School	Saginaw	Operating	0.1452	\$340,362	\$49	4.6438	\$1,581
		Extra Voted	4.4986		\$1,531		
Interm. School	Tuscola	Operating	0.1411	\$78,600,512	\$11,091	4.2409	\$333,337
		Extra Voted	4.0998		\$322,246		
State Education	Michigan	State Education Tax	6.0000	\$78,940,874			\$473,645
Library	Millington-Arbela	Operating & Ex Voted	0.9498	\$78,940,874			\$74,978

Totals for Taxable Status by School District	Summer	Winter	Total
Frankenmuth School District [Non-PRE]	9.9141	35.8332	45.7473
Frankenmuth School District [PRE]	9.9141	17.8332	27.7473
Frankenmuth School District [Com. Personal]	9.9141	23.8332	33.7473
Frankenmuth School District [Ind. Personal]	3.9141	17.8332	21.7473
Millington School District [Non-PRE]	9.9141	34.2556	44.1697
Millington School District [PRE]	9.9141	16.2556	26.1697
Millington School District [Com. Personal]	9.9141	22.2556	32.1697
Millington School District [Ind. Personal]	3.9141	16.2556	20.1697
Vassar School District [Non-PRE]	9.9141	34.1851	44.0992
Vassar School District [PRE]	9.9141	16.3539	26.2680
Vassar School District [Com. Personal]	9.9141	22.1851	32.0992
Vassar School District [Ind. Personal]	3.9141	16.3539	20.2680

Columbia Township (004)

2022 Ad Valorem Taxes

Taxing Entity	Name	Purpose of Tax	Amount of Tax Mills	2022 Taxable Valuation	Estimate of Tax Dollars	Total Tax Mills	Total Est. Tax Dollars
County	Tuscola	Operating	3.9141	\$168,957,879	\$661,318	8.3121	\$1,404,395
		Bridge/Streets	0.4807		\$81,218		
		Senior Citizens	0.3200		\$54,067		
		Medical Care	0.2500		\$42,239		
		Road Patrol	1.3300		\$224,714		
		Roads/Streets	0.9657		\$163,163		
		Mosquito	0.6316		\$106,714		
		Recycling	0.1500		\$25,344		
		Veterans	0.1700		\$28,723		
MSU Extension	0.1000		\$16,896				
Township	Columbia	Operating	1.4106	\$168,957,879	\$238,332	6.3912	\$1,079,844
		Roads	1.4927		\$252,203		
		Emergency Svcs.	0.9952		\$168,147		
		Roads	1.4927		\$252,203		
		Library	1.0000		\$168,958		
Township Special Assessments	Columbia					0.0000	\$0
Village	Unionville	Operating	10.9500	\$9,476,738	\$103,770	12.9500	\$122,724
		Streets/Sidewalks	2.0000		\$18,953		
School District	Owendale-Gagetown	Total Non-PRE	20.0500	\$261,013	\$5,233		\$26,709
		Total PRE	2.0500	\$5,650,525	\$11,584		
		Total Com Personal	8.0500	\$0	\$0		
		Total Ind Personal	2.0500	\$4,825,500	\$9,892		
		TOTAL COMBINED		\$10,737,038			
School District	Akron-Fairgrove	Total Non-PRE	20.6500	\$240,900	\$4,975		\$27,744
		Total PRE	2.6500	\$4,992,601	\$13,230		
		Total Com Personal	8.6500	\$0	\$0		
		Total Ind Personal	2.6500	\$3,599,500	\$9,539		
		TOTAL COMBINED		\$8,833,001			
School District	Caro	Total Non-PRE	23.6428	\$37,400	\$884		\$29,860
		Total PRE	5.6500	\$2,715,758	\$15,344		
		Total Com Personal	11.6428	\$0	\$0		
		Total Ind Personal	5.6500	\$2,412,700	\$13,632		
		TOTAL COMBINED		\$5,165,858			
School District	Cass City	Total Non-PRE	20.8813	\$1,379,990	\$28,816		\$184,194
		Total PRE	3.0000	\$29,082,486	\$87,247		
		Total Com Personal	8.8813	\$0	\$0		
		Total Ind Personal	3.0000	\$22,710,200	\$68,131		
		TOTAL COMBINED		\$53,172,676			
School District	Unionville-Sebewaing	Total Non-PRE	23.7200	\$13,524,442	\$320,800		\$1,350,502
		Total PRE	5.7200	\$111,072,764	\$635,336		
		Total Com Personal	11.7200	\$29,300	\$343		
		Total Ind Personal	5.7200	\$68,885,000	\$394,022		
		TOTAL COMBINED		\$193,511,506			
Interm. School	Huron ISD	Operating	0.1169	\$5,911,538	\$691	4.8886	\$28,899
		Extra Voted	4.7717		\$28,208		
Interm. School	Tuscola ISD	Operating	0.1411	\$163,046,341	\$23,006	4.2409	\$691,463
		Extra Voted	4.0998		\$668,457		
State Education	Michigan	State Education Tax	6.0000	\$66,524,979			\$399,150
Library	Fairgrove	Operating & Extra Voted	0.7916	\$5,233,501			\$4,143

Columbia Township (004)

2022 Ad Valorem Taxes

Totals for Taxable Status by School District	Summer	Winter	Total
Owendale-Gagetown School District [Non-PRE]	9.9141	35.7278	45.6419
Owendale-Gagetown School District [PRE]	9.9141	17.7278	27.6419
Owendale-Gagetown School District [Com. Personal]	9.9141	23.7278	33.6419
Owendale-Gagetown School District [Ind. Personal]	3.9141	17.7278	21.6419
Akron-Fairgrove School District [Non-PRE]	9.9141	36.4717	46.3858
Akron-Fairgrove School District [PRE]	9.9141	18.4717	28.3858
Akron-Fairgrove School District [Com. Personal]	9.9141	24.4717	34.3858
Akron-Fairgrove School District [Ind. Personal]	3.9141	18.4717	22.3858
Caro School District [Non-PRE]	9.9141	38.6729	48.5870
Caro School District [PRE]	9.9141	20.6801	30.5942
Caro School District [Com. Personal]	9.9141	26.6729	36.5870
Caro School District [Ind. Personal]	3.9141	20.6801	24.5942
Cass City School District [Non-PRE]	9.9141	35.9114	45.8255
Cass City School District [PRE]	9.9141	18.0301	27.9442
Cass City School District [Com. Personal]	9.9141	23.9114	33.8255
Cass City School District [Ind. Personal]	3.9141	18.0301	21.9442
Unionville-Sebewaing School District [Non-PRE]	9.9141	38.7501	48.6642
Unionville-Sebewaing School District [PRE]	9.9141	20.7501	30.6642
Unionville-Sebewaing School District [Com. Personal]	9.9141	26.7501	36.6642
Unionville-Sebewaing School District [Ind. Personal]	3.9141	20.7501	24.6642
Unionville Village Properties Only			
Unionville-Sebewaing School District [Non-PRE]	22.8641	38.7501	61.6142
Unionville-Sebewaing School District [PRE]	22.8641	20.7501	43.6142
Unionville-Sebewaing School District [Com. Personal]	22.8641	26.7501	49.6142
Unionville-Sebewaing School District [Ind. Personal]	16.8641	20.7501	37.6142

Dayton Township (005)

2022 Ad Valorem Taxes

Taxing Entity	Name	Purpose of Tax	Amount of Tax Mills	2022 Taxable Valuation	Estimate of Tax Dollars	Total Tax Mills	Total Est. Tax Dollars
County	Tuscola	Operating	3.9141	\$60,983,662	\$238,696	8.3121	\$506,902
		Bridge/Streets	0.4807		\$29,315		
		Senior Citizens	0.3200		\$19,515		
		Medical Care	0.2500		\$15,246		
		Road Patrol	1.3300		\$81,108		
		Roads/Streets	0.9657		\$58,892		
		Mosquito	0.6316		\$38,517		
		Recycling	0.1500		\$9,148		
		Veterans	0.1700		\$10,367		
MSU Extension	0.1000	\$6,098					
Township	Dayton	Operating	1.2073	\$60,983,662	\$73,626	3.1431	\$191,678
		Roads	0.9679		\$59,026		
		Roads	0.9679		\$59,026		
Township Special Assessments	Dayton				0.0000	\$0	
School District	Kingston	Total Non-PRE	23.0000	\$6,994,273	\$160,868		\$228,463
		Total PRE	5.0000	\$13,518,918	\$67,595		
		Total Com Personal	11.0000	\$0	\$0		
		Total Ind Personal	5.0000	\$0	\$0		
		TOTAL COMBINED		\$20,513,191			
School District	Mayville	Total Non-PRE	20.6888	\$11,368,652	\$235,204		\$352,101
		Total PRE	4.0000	\$29,101,819	\$116,407		
		Total Com Personal	8.6888	\$56,400	\$490		
		Total Ind Personal	4.0000	\$0	\$0		
		TOTAL COMBINED		\$40,526,871			
Interm. School	Tuscola ISD	Operating	0.1411	\$60,983,662	\$8,605	4.2409	\$258,626
		Extra Voted	4.0998		\$250,021		
State Education	Michigan	State Education Tax	6.0000	\$60,983,662			\$365,902
Library	Mayville	Operating & Ex Voted	0.7500	\$60,983,662			\$45,738

Totals for Taxable Status by School District	Summer	Winter	Total
Kingston School District [Non-PRE]	9.9141	35.5320	45.4461
Kingston School District [PRE]	9.9141	17.5320	27.4461
Kingston School District [Com. Personal]	9.9141	23.5320	33.4461
Kingston School District [Ind. Personal]	3.9141	17.5320	21.4461
Mayville School District [Non-PRE]	9.9141	33.2208	43.1349
Mayville School District [PRE]	9.9141	16.5320	26.4461
Mayville School District [Com. Personal]	9.9141	21.2208	31.1349
Mayville School District [Ind. Personal]	3.9141	16.5320	20.4461

Denmark Township (006)

2022 Ad Valorem Taxes

Taxing Entity	Name	Purpose of Tax	Amount of Tax Mills	2022 Taxable Valuation	Estimate of Tax Dollars	Total Tax Mills	Total Est. Tax Dollars
County	Tuscola	Operating	3.9141	\$114,762,524	\$449,192	8.3121	\$953,918
		Bridge/Streets	0.4807		\$55,166		
		Senior Citizens	0.3200		\$36,724		
		Medical Care	0.2500		\$28,691		
		Road Patrol	1.3300		\$152,634		
		Roads/Streets	0.9657		\$110,826		
		Mosquito	0.6316		\$72,484		
		Recycling	0.1500		\$17,214		
		Veterans	0.1700		\$19,510		
MSU Extension	0.1000		\$11,476				
Township	Denmark	Operating	1.4518	\$114,762,524	\$166,612	3.4518	\$396,137
		Roads	1.0000		\$114,763		
		Roads	1.0000		\$114,763		
Township Special Assessments	Denmark	Fire	1.0000	\$98,964,924	\$98,965	1.9350	\$177,032
		VAAS	0.3100	\$114,762,524	\$35,576		
		Fire Equipment	0.6250	\$67,985,191	\$42,491		
Village	Reese	Operating	10.5000	\$32,294,133	\$339,088	10.5000	\$339,088
Village Special Assessments	Reese	Fire Apparatus	1.5000	\$30,979,733	\$46,470	2.0000	\$62,617
		Sidewalks	0.5000	\$32,294,133	\$16,147		
School District	Frankenmuth	Total Non-PRE	22.0764	\$130,502	\$2,881		\$5,918
		Total PRE	4.0764	\$745,105	\$3,037		
		Total Com Personal	10.0764	\$0	\$0		
		Total Ind Personal	4.0764	\$0	\$0		
		TOTAL COMBINED		\$875,607			
School District	Reese	Total Non-PRE	21.8000	\$23,964,079	\$522,417		\$789,450
		Total PRE	3.8000	\$68,903,448	\$261,833		
		Total Com Personal	9.8000	\$521,000	\$5,106		
		Total Ind Personal	3.8000	\$24,800	\$94		
		TOTAL COMBINED		\$93,413,327			
School District	Vassar	Total Non-PRE	20.8312	\$2,627,846	\$54,741		\$110,098
		Total PRE	3.0000	\$18,391,544	\$55,175		
		Total Com Personal	8.8312	\$0	\$0		
		Total Ind Personal	3.0000	\$60,800	\$182		
		TOTAL COMBINED		\$21,080,190			
Interm. School	Saginaw ISD	Operating	0.1452	\$875,607	\$127	4.6438	\$4,066
		Extra Voted	4.4986		\$3,939		
Interm. School	Tuscola ISD	Operating	0.1411	\$113,886,917	\$16,069	4.2409	\$482,983
		Extra Voted	4.0998		\$466,914		
State Education	Michigan	State Education Tax	6.0000	\$114,676,924			\$688,062
Library	Reese District	Operating & Ex Voted	0.9965	\$114,762,524			\$114,361

Totals for Taxable Status by School District	Summer	Winter	Total
Frankenmuth School District [Non-PRE]	9.9141	35.5665	45.4806
Frankenmuth School District [PRE]	9.9141	17.5665	27.4806
Frankenmuth School District [Com. Personal]	9.9141	23.5665	33.4806
Frankenmuth School District [Ind. Personal]	3.9141	17.5665	21.4806
Reese School District [Non-PRE]	9.9141	34.8872	44.8013
Reese School District [PRE]	9.9141	16.8872	26.8013
Reese School District [Com. Personal]	9.9141	22.8872	32.8013
Reese School District [Ind. Personal]	3.9141	16.8872	20.8013

Reese Village Properties Only

Reese School District [Non-PRE]	20.4141	34.8872	55.3013
Reese School District [PRE]	20.4141	16.8872	37.3013
Reese School District [Com. Personal]	20.4141	22.8872	43.3013
Reese School District [Ind. Personal]	14.4141	16.8872	31.3013

Reese Village Properties Only

Reese School District [Non-PRE]	20.4141	34.8872	55.3013
Reese School District [PRE]	20.4141	16.8872	37.3013
Reese School District [Com. Personal]	20.4141	22.8872	43.3013
Reese School District [Ind. Personal]	14.4141	16.8872	31.3013

Elkland Township (007)

2022 Ad Valorem Taxes

Taxing Entity	Name	Purpose of Tax	Amount of Tax Mills	2022 Taxable Valuation	Estimate of Tax Dollars	Total Tax Mills	Total Est. Tax Dollars
County	Tuscola	Operating	3.9141	\$96,039,371	\$375,908	8.3121	\$798,289
		Bridge/Streets	0.4807		\$46,166		
		Senior Citizens	0.3200		\$30,733		
		Medical Care	0.2500		\$24,010		
		Road Patrol	1.3300		\$127,732		
		Roads/Streets	0.9657		\$92,745		
		Mosquito	0.6316		\$60,658		
		Recycling	0.1500		\$14,406		
		Veterans	0.1700		\$16,327		
MSU Extension	0.1000		\$9,604				
Township	Elkland	Operating	1.6380	\$96,039,371	\$157,312	3.6374	\$349,334
		Fire/Ambulance	0.9997		\$96,011		
		Roads	0.9997		\$96,011		
Township Special Assessments	Elkland					0.0000	\$0
Village	Cass City	Operating	12.4089	\$51,515,357	\$639,249	18.0051	\$927,539
		Streets	4.9162		\$253,260		
		Landfill	*				
		Promotions	0.6800		\$35,030		
School District	Owendale-Gagetown	Total Non-PRE	20.0500	\$1,256,511	\$25,193		\$31,972
		Total PRE	2.0500	\$3,306,955	\$6,779		
		Total Com Personal	8.0500	\$0	\$0		
		Total Ind Personal	2.0500	\$0	\$0		
		TOTAL COMBINED		\$4,563,466			
School District	Cass City	Total Non-PRE	20.8813	\$27,568,097	\$575,658		\$785,748
		Total PRE	3.0000	\$63,907,808	\$191,723		
		Total Com Personal	8.8813	\$2,007,800	\$17,832		
		Total Ind Personal	3.0000	\$178,300	\$535		
		TOTAL COMBINED		\$93,662,005			
Interm. School	Huron ISD	Operating	0.1169	\$4,563,466	\$533	4.8886	\$22,309
		Extra Voted	4.7717		\$21,775		
Interm. School	Tuscola ISD	Operating	0.1411	\$91,475,905	\$12,907	4.2409	\$387,940
		Extra Voted	4.0998		\$375,033		
State Education	Michigan	State Education Tax	6.0000	\$95,861,071			\$575,166
Library	Rawson	Operating & Ex Voted	1.0936	\$96,039,371			\$105,029

Totals for Taxable Status by School District	Summer	Winter	Total
Owendale-Gagetown School District [Non-PRE]	9.9141	34.0676	43.9817
Owendale-Gagetown School District [PRE]	9.9141	16.0676	25.9817
Owendale-Gagetown School District [Com. Personal]	9.9141	22.0676	31.9817
Owendale-Gagetown School District [Ind. Personal]	3.9141	16.0676	19.9817
Cass City School District [Non-PRE]	9.9141	34.2512	44.1653
Cass City School District [PRE]	9.9141	16.3699	26.2840
Cass City School District [Com. Personal]	9.9141	22.2512	32.1653
Cass City School District [Ind. Personal]	3.9141	16.3699	20.2840

Cass City Village Properties Only

Cass City School District [Non-PRE]	27.9192	34.2512	62.1704
Cass City School District [PRE]	27.9192	16.3699	44.2891
Cass City School District [Com. Personal]	27.9192	22.2512	50.1704
Cass City School District [Ind. Personal]	21.9192	16.3699	38.2891

Ellington Township (008)

2022 Ad Valorem Taxes

Taxing Entity	Name	Purpose of Tax	Amount of Tax Mills	2022 Taxable Valuation	Estimate of Tax Dollars	Total Tax Mills	Total Est. Tax Dollars
County	Tuscola	Operating	3.9141	\$44,697,947	\$174,952	8.3121	\$371,534
		Bridge/Streets	0.4807		\$21,486		
		Senior Citizens	0.3200		\$14,303		
		Medical Care	0.2500		\$11,174		
		Road Patrol	1.3300		\$59,448		
		Roads/Streets	0.9657		\$43,165		
		Mosquito	0.6316		\$28,231		
		Recycling	0.1500		\$6,705		
		Veterans	0.1700		\$7,599		
	MSU Extension	0.1000	\$4,470				
Township	Ellington	Operating	1.2881	\$44,697,947	\$57,575	4.7563	\$212,597
		Roads	2.9682		\$132,672		
		Fire	0.5000		\$22,349		
Township Special Assessments	Ellington				0.0000	\$0	
School District	Caro	Total Non-PRE	23.6428	\$6,478,364	\$153,167		\$327,844
		Total PRE	5.6500	\$30,717,225	\$173,552		
		Total Com Personal	11.6428	\$96,600	\$1,125		
		Total Ind Personal	5.6500	\$0	\$0		
		TOTAL COMBINED		\$37,292,189			
School District	Cass City	Total Non-PRE	20.8813	\$1,073,903	\$22,424		\$41,710
		Total PRE	3.0000	\$6,428,455	\$19,285		
		Total Com Personal	8.8813	\$0	\$0		
		Total Ind Personal	3.0000	\$0	\$0		
		TOTAL COMBINED		\$7,502,358			
Interm. School	Tuscola ISD	Operating	0.1411	\$44,697,947	\$6,307	4.2409	\$189,560
		Extra Voted	4.0998		\$183,253		
State Education	Michigan	State Education Tax	6.0000	\$44,697,947			\$268,188
Library	Caro District	Operating & Ex Voted	1.4882	\$37,195,589			\$55,354

Totals for Taxable Status by School District	Summer	Winter	Total
	9.9141	38.5262	48.4403
Caro School District [Non-PRE]	9.9141	20.5334	30.4475
Caro School District [PRE]	9.9141	26.5262	36.4403
Caro School District [Com. Personal]	3.9141	20.5334	24.4475
Caro School District [Ind. Personal]			
Cass City School District [Non-PRE]	9.9141	34.2765	44.1906
Cass City School District [PRE]	9.9141	16.3952	26.3093
Cass City School District [Com. Personal]	9.9141	22.2765	32.1906
Cass City School District [Ind. Personal]	3.9141	16.3952	20.3093

Elmwood Township (009)

2022 Ad Valorem Taxes

Taxing Entity	Name	Purpose of Tax	Amount of Tax Mills	2022 Taxable Valuation	Estimate of Tax Dollars	Total Tax Mills	Total Est. Tax Dollars		
County	Tuscola	Operating	3.9141	\$44,875,125	\$175,646	8.3121	\$373,007		
		Bridge/Streets	0.4807		\$21,571				
		Senior Citizens	0.3200		\$14,360				
		Medical Care	0.2500		\$11,219				
		Road Patrol	1.3300		\$59,684				
		Roads/Streets	0.9657		\$43,336				
		Mosquito	0.6316		\$28,343				
		Recycling	0.1500		\$6,731				
		Veterans	0.1700		\$7,629				
MSU Extension	0.1000	\$4,488							
Township	Elmwood	Operating	1.5322	\$44,875,125	\$68,758	7.0705	\$317,290		
		Roads	1.4953		\$67,102				
		Fire	1.2461		\$55,919				
		Roads	0.9969		\$44,736				
		Fire Equip.	1.8000		\$80,775				
Township Special Assessments	Elmwood				0.0000	\$0			
Village	Gagetown	Operating	12.2639	\$3,934,970	\$48,258	21.7164	\$85,453		
		Streets	2.4525		\$9,651				
		DPW	3.5000		\$13,772				
		Law Enforcement	3.5000		\$13,772				
School District	Owendale-Gagetown	Total Non-PRE	20.0500	\$2,920,092	\$58,548		\$91,161		
		Total PRE	2.0500					\$15,018,785	\$30,789
		Total Com Personal	8.0500					\$226,700	\$1,825
		Total Ind Personal	2.0500					\$0	\$0
		TOTAL COMBINED						\$18,165,577	
School District	Cass City	Total Non-PRE	20.8813	\$2,481,168	\$51,810		\$125,175		
		Total PRE	3.0000					\$24,455,080	\$73,365
		Total Com Personal	8.8813					\$0	\$0
		Total Ind Personal	3.0000					\$0	\$0
		TOTAL COMBINED						\$26,936,248	
Interm. School	Huron ISD	Operating	0.1169	\$17,938,877	\$2,097	4.8886	\$87,696		
		Extra Voted	4.7717					\$85,599	
Interm. School	Tuscola ISD	Operating	0.1411	\$26,936,248	\$3,801	4.2409	\$114,234		
		Extra Voted	4.0998					\$110,433	
State Education	Michigan	State Education Tax	6.0000	\$44,875,125			\$269,251		
Library	Rawson	Operating & Ex Voted	1.0936	\$44,875,125			\$49,075		

Totals for Taxable Status by School District	Summer	Winter	Total
Owendale-Gagetown School District [Non-PRE]	9.9141	37.5007	47.4148
Owendale-Gagetown School District [PRE]	9.9141	19.5007	29.4148
Owendale-Gagetown School District [Com. Personal]	9.9141	25.5007	35.4148
Owendale-Gagetown School District [Ind. Personal]	3.9141	19.5007	23.4148
Cass City School District [Non-PRE]	9.9141	37.6843	47.5984
Cass City School District [PRE]	9.9141	19.8030	29.7171
Cass City School District [Com. Personal]	9.9141	25.6843	35.5984
Cass City School District [Ind. Personal]	3.9141	19.8030	23.7171

Gagetown Village Properties Only

Owendale-Gagetown School District [Non-PRE]	31.6305	37.5007	69.1312
Owendale-Gagetown School District [PRE]	31.6305	19.5007	51.1312
Owendale-Gagetown School District [Com. Personal]	31.6305	25.5007	57.1312
Owendale-Gagetown School District [Ind. Personal]	25.6305	19.5007	45.1312

Fairgrove Township (010)

2022 Ad Valorem Taxes

Taxing Entity	Name	Purpose of Tax	Amount of Tax Mills	2022 Taxable Valuation	Estimate of Tax Dollars	Total Tax Mills	Total Est. Tax Dollars
County	Tuscola	Operating	3.9141	\$152,029,448	\$595,058	8.3121	\$1,263,684
		Bridge/Streets	0.4807		\$73,081		
		Senior Citizens	0.3200		\$48,649		
		Medical Care	0.2500		\$38,007		
		Road Patrol	1.3300		\$202,199		
		Roads/Streets	0.9657		\$146,815		
		Mosquito	0.6316		\$96,022		
		Recycling	0.1500		\$22,804		
		Veterans	0.1700		\$25,845		
MSU Extension	0.1000	\$15,203					
Township	Fairgrove	Operating	1.4360	\$152,029,448	\$218,314	5.1263	\$779,349
		Roads	1.6903		\$256,975		
		Services	2.0000		\$304,059		
Township Special Assessments	Fairgrove				0.0000	\$0	
Village	Akron	Operating	10.8880	\$2,571,749	\$28,001	13.8912	\$35,725
		Hydrants	2.0032		\$5,152		
		Streets	1.0000		\$2,572		
Village	Fairgrove	Operating	10.3662	\$7,584,716	\$78,625	14.5126	\$110,074
		Streets	4.1464		\$31,449		
School District	Akron-Fairgrove	Total Non-PRE	20.6500	\$27,072,859	\$559,055		\$1,085,116
		Total PRE	2.6500	\$124,130,276	\$328,945		
		Total Com Personal	8.6500	\$455,900	\$3,944		
		Total Ind Personal	2.6500	\$72,895,500	\$193,173		
		TOTAL COMBINED		\$224,554,535			
School District	Caro	Total Non-PRE	23.6428	\$24,446	\$578		\$3,556
		Total PRE	5.6500	\$527,101	\$2,978		
		Total Com Personal	11.6428	\$0	\$0		
		Total Ind Personal	5.6500	\$0	\$0		
		TOTAL COMBINED		\$551,547			
School District	Reese	Total Non-PRE	21.8000	\$64,700	\$1,410		\$2,209
		Total PRE	3.8000	\$210,066	\$798		
		Total Com Personal	9.8000	\$0	\$0		
		Total Ind Personal	3.8000	\$0	\$0		
		TOTAL COMBINED		\$274,766			
Interm. School	Tuscola ISD	Operating	0.1411	\$152,029,448	\$21,451	4.2409	\$644,742
		Extra Voted	4.0998		\$623,290		
State Education	Michigan	State Education Tax	6.0000	\$79,133,948			\$474,804
Library	Fairgrove	Operating & Ex Voted	0.7916	\$151,203,135			\$119,692

Totals for Taxable Status by School District	Summer	Winter	Total
Akron-Fairgrove School District [Non-PRE]	9.9141	35.2068	45.1209
Akron-Fairgrove School District [PRE]	9.9141	17.2068	27.1209
Akron-Fairgrove School District [Com. Personal]	9.9141	23.2068	33.1209
Akron-Fairgrove School District [Ind. Personal]	3.9141	17.2068	21.1209
Caro School District [Non-PRE]	9.9141	37.4080	47.3221
Caro School District [PRE]	9.9141	19.4152	29.3293
Caro School District [Com. Personal]	9.9141	25.4080	35.3221
Caro School District [Ind. Personal]	3.9141	19.4152	23.3293
Reese School District [Non-PRE]	9.9141	35.5652	45.4793
Reese School District [PRE]	9.9141	17.5652	27.4793
Reese School District [Com. Personal]	9.9141	23.5652	33.4793
Reese School District [Ind. Personal]	3.9141	17.5652	21.4793

Fairgrove Village Properties Only

Akron-Fairgrove School District [Non-PRE]	24.4267	35.2068	59.6335
Akron-Fairgrove School District [PRE]	24.4267	17.2068	41.6335
Akron-Fairgrove School District [Com. Personal]	24.4267	23.2068	47.6335
Akron-Fairgrove School District [Ind. Personal]	18.4267	17.2068	35.6335

Fremont Township (011)

2022 Ad Valorem Taxes

Taxing Entity	Name	Purpose of Tax	Amount of Tax Mills	2022 Taxable Valuation	Estimate of Tax Dollars	Total Tax Mills	Total Est. Tax Dollars	
County	Tuscola	Operating	3.9141	\$85,963,939	\$336,471	8.3121	\$714,541	
		Bridge/Streets	0.4807		\$41,323			
		Senior Citizens	0.3200		\$27,508			
		Medical Care	0.2500		\$21,491			
		Road Patrol	1.3300		\$114,332			
		Roads/Streets	0.9657		\$83,015			
		Mosquito	0.6316		\$54,295			
		Recycling	0.1500		\$12,895			
		Veterans	0.1700		\$14,614			
		MSU Extension	0.1000		\$8,596			
Township	Fremont	Operating	1.3135	\$85,963,939	\$112,914	1.3135	\$112,914	
Township Special Assessments	Fremont					0.0000	\$0	
Village	Mayville	Operating	10.1259	\$17,136,315	\$173,521	14.1986	\$241,244	
		Streets	2.1450		\$36,757			
		Street Repair	1.9277	\$16,063,915	\$30,966			
School District	Caro	Total Non-PRE	23.6428	\$6,000	\$142		\$801	
		Total PRE	5.6500	\$116,604	\$659			
		Total Com Personal	11.6428		\$0	\$0		
		Total Ind Personal	5.6500		\$0	\$0		
		TOTAL COMBINED		\$122,604				
School District	Mayville	Total Non-PRE	20.6888	\$22,164,979	\$458,567		\$719,905	
		Total PRE	4.0000	\$63,676,356	\$254,705			
		Total Com Personal	8.6888	\$763,400	\$6,633			
		Total Ind Personal	4.0000		\$0	\$0		
		TOTAL COMBINED		\$86,604,735				
Interm. School	Tuscola ISD	Operating	0.1411	\$85,963,939	\$12,130	4.2409	\$364,564	
		Extra Voted	4.0998		\$352,435			
State Education	Michigan	State Education Tax	6.0000	\$85,963,939			\$515,784	
Library	Mayville	Operating & Ex Voted	0.7500	\$85,963,939			\$64,473	

Totals for Taxable Status by School District	Summer	Winter	Total
Caro School District [Non-PRE]	9.9141	34.3452	44.2593
Caro School District [PRE]	9.9141	16.3524	26.2665
Caro School District [Com. Personal]	9.9141	22.3452	32.2593
Caro School District [Ind. Personal]	3.9141	16.3524	20.2665
Mayville School District [Non-PRE]	9.9141	31.3912	41.3053
Mayville School District [PRE]	9.9141	14.7024	24.6165
Mayville School District [Com. Personal]	9.9141	19.3912	29.3053
Mayville School District [Ind. Personal]	3.9141	14.7024	18.6165

Mayville Village Properties Only

Mayville School District [Non-PRE]	24.1127	31.3912	55.5039
Mayville School District [PRE]	24.1127	14.7024	38.8151
Mayville School District [Com. Personal]	24.1127	19.3912	43.5039
Mayville School District [Ind. Personal]	18.1127	14.7024	32.8151

Gilford Township (012)

2022 Ad Valorem Taxes

Taxing Entity	Name	Purpose of Tax	Amount of Tax Mills	2022 Taxable Valuation	Estimate of Tax Dollars	Total Tax Mills	Total Est. Tax Dollars
County	Tuscola	Operating	3.9141	\$131,814,668	\$515,936	8.3121	\$1,095,657
		Bridge/Streets	0.4807		\$63,363		
		Senior Citizens	0.3200		\$42,181		
		Medical Care	0.2500		\$32,954		
		Road Patrol	1.3300		\$175,314		
		Roads/Streets	0.9657		\$127,293		
		Mosquito	0.6316		\$83,254		
		Recycling	0.1500		\$19,772		
		Veterans	0.1700		\$22,408		
MSU Extension	0.1000	\$13,181					
Township	Gilford	Operating	1.3553	\$131,814,668	\$178,648	4.3553	\$574,092
		Fire Protection	1.0000		\$131,815		
		Roads	2.0000		\$263,629		
Township Special Assessments	Gilford				0.0000	\$0	
School District	Akron-Fairgrove	Total Non-PRE	20.6500	\$9,792,701	\$202,219		\$474,081
		Total PRE	2.6500	\$61,783,363	\$163,726		
		Total Com Personal	8.6500	\$0	\$0		
		Total Ind Personal	2.6500	\$40,806,000	\$108,136		
TOTAL COMBINED				\$112,382,064			
School District	Reese	Total Non-PRE	21.8000	\$8,753,539	\$190,827		\$489,437
		Total PRE	3.8000	\$51,485,065	\$195,643		
		Total Com Personal	9.8000	\$0	\$0		
		Total Ind Personal	3.8000	\$27,096,400	\$102,966		
TOTAL COMBINED				\$87,335,004			
Interm. School	Tuscola ISD	Operating	0.1411	\$131,814,668	\$18,599	4.2409	\$559,013
		Extra Voted	4.0998		\$540,414		
State Education	Michigan	State Education Tax	6.0000	\$63,912,268			\$383,474
Library	Fairgrove	Operating & Ex Voted	0.7916	\$71,576,064			\$56,660
Library	Reese	Operating & Ex Voted	0.9965	\$60,238,604			\$60,028

Totals for Taxable Status by School District	Summer	Winter	Total
Akron-Fairgrove School District [Non-PRE]	9.9141	34.4358	44.3499
Akron-Fairgrove School District [PRE]	9.9141	16.4358	26.3499
Akron-Fairgrove School District [Com. Personal]	9.9141	22.4358	32.3499
Akron-Fairgrove School District [Ind. Personal]	3.9141	16.4358	20.3499
Reese School District [Non-PRE]	9.9141	35.7907	45.7048
Reese School District [PRE]	9.9141	17.7907	27.7048
Reese School District [Com. Personal]	9.9141	23.7907	33.7048
Reese School District [Ind. Personal]	3.9141	17.7907	21.7048

Indianfields Township (013)

2022 Ad Valorem Taxes

Taxing Entity	Name	Purpose of Tax	Amount of Tax Mills	2022 Taxable Valuation	Estimate of Tax Dollars	Total Tax Mills	Total Est. Tax Dollars
County	Tuscola	Operating	3.9141	\$67,796,578	\$265,363	8.3121	\$563,532
		Bridge/Streets	0.4807		\$32,590		
		Senior Citizens	0.3200		\$21,695		
		Medical Care	0.2500		\$16,949		
		Road Patrol	1.3300		\$90,169		
		Roads/Streets	0.9657		\$65,471		
		Mosquito	0.6316		\$42,820		
		Recycling	0.1500		\$10,169		
		Veterans	0.1700		\$11,525		
		MSU Extension	0.1000		\$6,780		
Township	Indianfields	Operating	1.5977	\$67,796,578	\$108,319	4.3062	\$291,946
		Fire	0.7387		\$50,081		
		Roads	0.9849		\$66,773		
		Roads	0.9849		\$66,773		
Township Special Assessments	Indianfields					0.0000	\$0
			Total Non-PRE	23.6428	\$20,239,527	\$478,519	\$757,915
			Total PRE	5.6500	\$47,557,051	\$268,697	
			Total Com Personal	11.6428	\$891,500	\$10,380	
			Total Ind Personal	5.6500	\$56,500	\$319	
31.9878	TOTAL COMBINED				\$68,744,578		
Interm. School	Tuscola ISD	Operating	0.1411	\$67,796,578	\$9,566	4.2409	\$287,519
		Extra Voted	4.0998		\$277,952		
State Education	Michigan	State Education Tax	6.0000	\$67,740,078			\$406,440
Library	Caro District	Operating & Ex Voted	1.4882	\$67,796,578			\$100,895
Authority	Caro Transit	Operating & Ex Voted	1.9904	\$67,796,578			\$134,942

Totals for Taxable Status by School District	Summer	Winter	Total
Caro School District [Non-PRE]	9.9141	40.0665	49.9806
Caro School District [PRE]	9.9141	22.0737	31.9878
Caro School District [Com. Personal]	9.9141	28.0665	37.9806
Caro School District [Ind. Personal]	3.9141	22.0737	25.9878

Juniata Township (014)

2022 Ad Valorem Taxes

Taxing Entity	Name	Purpose of Tax	Amount of Tax Mills	2022 Taxable Valuation	Estimate of Tax Dollars	Total Tax Mills	Total Est. Tax Dollars
County	Tuscola	Operating	3.9141	\$90,662,132	\$354,861	8.3121	\$753,593
		Bridge/Streets	0.4807		\$43,581		
		Senior Citizens	0.3200		\$29,012		
		Medical Care	0.2500		\$22,666		
		Road Patrol	1.3300		\$120,581		
		Roads/Streets	0.9657		\$87,552		
		Mosquito	0.6316		\$57,262		
		Recycling	0.1500		\$13,599		
		Veterans	0.1700		\$15,413		
MSU Extension	0.1000		\$9,066				
Township	Juniata	Operating	1.4490	\$90,662,132	\$131,369	4.4319	\$401,806
		Roads	2.9829		\$270,436		
Township Special Assessments	Juniata					0.0000	\$0
School District	Akron-Fairgrove	Total Non-PRE	20.6500	\$1,892,454	\$39,079		\$56,737
		Total PRE	2.6500	\$4,851,277	\$12,856		
		Total Com Personal	8.6500	\$0	\$0		
		Total Ind Personal	2.6500	\$1,812,100	\$4,802		
		TOTAL COMBINED		\$8,555,831			
School District	Caro	Total Non-PRE	23.6428	\$3,434,166	\$81,193		\$246,868
		Total PRE	5.6500	\$23,846,838	\$134,735		
		Total Com Personal	11.6428	\$42,600	\$496		
		Total Ind Personal	5.6500	\$5,388,300	\$30,444		
		TOTAL COMBINED		\$32,711,904			
School District	Reese	Total Non-PRE	21.8000	\$293,633	\$6,401		\$25,125
		Total PRE	3.8000	\$3,131,283	\$11,899		
		Total Com Personal	9.8000	\$0	\$0		
		Total Ind Personal	3.8000	\$1,796,100	\$6,825		
		TOTAL COMBINED		\$5,221,016			
School District	Vassar	Total Non-PRE	20.8312	\$6,109,862	\$127,276		\$344,389
		Total PRE	3.0000	\$47,102,619	\$141,308		
		Total Com Personal	8.8312	\$84,200	\$744		
		Total Ind Personal	3.0000	\$25,020,700	\$75,062		
		TOTAL COMBINED		\$78,317,381			
Interm. School	Tuscola ISD	Operating	0.1411	\$90,662,132	\$12,792	4.2409	\$384,489
		Extra Voted	4.0998		\$371,697		
State Education	Michigan	State Education Tax	6.0000	\$56,644,932			\$339,870
Library	Bullard Sanford	Operating & Ex Voted	1.2500	\$63,381,128			\$79,226
Library	Caro District	Operating & Ex Voted	1.4882	\$27,281,004			\$40,600

Totals for Taxable Status by School District	Summer	Winter	Total
Akron-Fairgrove School District [Non-PRE]	9.9141	34.9708	44.8849
Akron-Fairgrove School District [PRE]	9.9141	16.9708	26.8849
Akron-Fairgrove School District [Com. Personal]	9.9141	22.9708	32.8849
Akron-Fairgrove School District [Ind. Personal]	3.9141	16.9708	20.8849
Caro School District [Non-PRE]	9.9141	38.2018	48.1159
Caro School District [PRE]	9.9141	20.2090	30.1231
Caro School District [Com. Personal]	9.9141	26.2018	36.1159
Caro School District [Ind. Personal]	3.9141	20.2090	24.1231
Reese School District [Non-PRE]	9.9141	36.1208	46.0349
Reese School District [PRE]	9.9141	18.1208	28.0349
Reese School District [Com. Personal]	9.9141	24.1208	34.0349
Reese School District [Ind. Personal]	3.9141	18.1208	22.0349

Juniata Township (014)**2022 Ad Valorem Taxes**

Vassar School District [Non-PRE]	9.9141	35.1520	45.0661
Vassar School District [PRE]	9.9141	17.3208	27.2349
Vassar School District [Com. Personal]	9.9141	23.1520	33.0661
Vassar School District [Ind. Personal]	3.9141	17.3208	21.2349

Kingston Township (015)

2022 Ad Valorem Taxes

Taxing Entity	Name	Purpose of Tax	Amount of Tax Mills	2022 Taxable Valuation	Estimate of Tax Dollars	Total Tax Mills	Total Est. Tax Dollars
County	Tuscola	Operating	3.9141	\$43,707,559	\$171,076	8.3121	\$363,302
		Bridge/Streets	0.4807		\$21,010		
		Senior Citizens	0.3200		\$13,986		
		Medical Care	0.2500		\$10,927		
		Road Patrol	1.3300		\$58,131		
		Roads/Streets	0.9657		\$42,208		
		Mosquito	0.6316		\$27,606		
		Recycling	0.1500		\$6,556		
		Veterans	0.1700		\$7,430		
		MSU Extension	0.1000		\$4,371		
Township	Kingston	Operating	1.3370	\$43,707,559	\$58,437	3.2867	\$143,654
		Roads	1.9497		\$85,217		
Township Special Assessments	Kingston	Fire	1.0000	\$38,541,390	\$38,541	1.0000	\$38,541
Village	Kingston	Operating	10.6544	\$5,166,169	\$55,042	12.3584	\$63,846
		Water Impr.	1.7040		\$8,803		
Village Special Assessments	Kingston	Public Safety	4.0000	\$4,586,991	\$18,348	4.0000	\$18,348
School District	Marlette	Total Non-PRE	19.4000	\$31,262	\$606		\$1,343
		Total PRE	1.4000	\$526,197	\$737		
		Total Com Personal	7.4000	\$0	\$0		
		Total Ind Personal	1.4000	\$0	\$0		
		TOTAL COMBINED		\$557,459	\$0		
School District	Cass City	Total Non-PRE	20.8813	\$1,886,666	\$39,396		\$61,568
		Total PRE	3.0000	\$7,390,538	\$22,172		
		Total Com Personal	8.8813	\$0	\$0		
		Total Ind Personal	3.0000	\$0	\$0		
		TOTAL COMBINED		\$9,277,204	\$0		
School District	Kingston	Total Non-PRE	23.0000	\$8,591,032	\$197,594		\$326,809
		Total PRE	5.0000	\$25,281,864	\$126,409		
		Total Com Personal	11.0000	\$255,050	\$2,806		
		Total Ind Personal	5.0000	\$0	\$0		
		TOTAL COMBINED		\$34,127,946	\$0		
Interm. School	Tuscola ISD	Operating	0.1411	\$43,150,100	\$6,088	4.2409	\$182,995
		Extra Voted	4.0998		\$176,907		
Interm. School	Sanilac ISD	Operating	0.2026	\$557,459	\$113	2.5551	\$1,424
		Extra Voted	2.3525		\$1,311		
State Education	Michigan	State Education Tax	6.0000	\$43,707,559			\$262,245

Totals for Taxable Status by School District	Summer	Winter	Total
Marlette School District [Non-PRE]	9.9141	29.6398	39.5539
Marlette School District [PRE]	9.9141	11.6398	21.5539
Marlette School District [Com. Personal]	9.9141	17.6398	27.5539
Marlette School District [Ind. Personal]	3.9141	11.6398	15.5539
Cass City School District [Non-PRE]	9.9141	32.8069	42.7210
Cass City School District [PRE]	9.9141	14.9256	24.8397
Cass City School District [Com. Personal]	9.9141	20.8069	30.7210
Cass City School District [Ind. Personal]	3.9141	14.9256	18.8397
Kingston School District [Non-PRE]	9.9141	32.8069	42.7210
Kingston School District [PRE]	9.9141	14.9256	24.8397
Kingston School District [Com. Personal]	9.9141	20.8069	30.7210
Kingston School District [Ind. Personal]	3.9141	14.9256	18.8397

Kingston Village Properties Only

Kingston School District [Non-PRE]	22.2725	34.9256	57.1981
Kingston School District [PRE]	22.2725	16.9256	39.1981
Kingston School District [Com. Personal]	22.2725	22.9256	45.1981
Kingston School District [Ind. Personal]	16.2725	16.9256	33.1981

Koylton Township (016)

2022 Ad Valorem Taxes

Taxing Entity	Name	Purpose of Tax	Amount of Tax Mills	2022 Taxable Valuation	Estimate of Tax Dollars	Total Tax Mills	Total Est. Tax Dollars
County	Tuscola	Operating	3.9141	\$53,110,250	\$207,879	8.3121	\$441,458
		Bridge/Streets	0.4807		\$25,530		
		Senior Citizens	0.3200		\$16,995		
		Medical Care	0.2500		\$13,278		
		Road Patrol	1.3300		\$70,637		
		Roads/Streets	0.9657		\$51,289		
		Mosquito	0.6316		\$33,544		
		Recycling	0.1500		\$7,967		
		Veterans	0.1700		\$9,029		
		MSU Extension	0.1000		\$5,311		
Township	Koylton	Operating	1.1576	\$53,110,250	\$61,480	4.9786	\$264,415
		Roads	1.9105		\$101,467		
		Roads	1.9105		\$101,467		
Township Special Assessments	Koylton					0.0000	\$0
Village	Kingston	Operating	10.6544	\$1,393,327	\$14,845	12.3584	\$17,219
		Water Impr.	1.7040		\$2,374		
Village Special	Kingston	Public Safety	4.0000	\$1,151,127	\$4,605	4.0000	\$4,605
School District	Marlette	Total Non-PRE	19.4000	\$3,068,033	\$59,520		\$85,511
		Total PRE	1.4000	\$17,054,912	\$23,877		
		Total Com Personal	7.4000	\$285,700	\$2,114		
		Total Ind Personal	1.4000	\$0	\$0		
		TOTAL COMBINED		\$20,408,645			
School District	Kingston	Total Non-PRE	23.0000	\$10,397,486	\$239,142		\$353,098
		Total PRE	5.0000	\$22,589,819	\$112,949		
		Total Com Personal	11.0000	\$91,500	\$1,007		
		Total Ind Personal	5.0000	\$0	\$0		
		TOTAL COMBINED		\$33,078,805			
Interm. School	Tuscola ISD	Operating	0.1411	\$32,987,305	\$4,655	4.2409	\$139,896
		Extra Voted	4.0998		\$135,241		
Interm. School	Sanilac ISD	Operating	0.2026	\$20,122,945	\$4,077	2.5551	\$51,416
		Extra Voted	2.3525		\$47,339		
State Education	Michigan	State Education Tax	6.0000	\$53,110,250			\$318,662

Totals for Taxable Status by School District	Summer	Winter	Total
Marlette School District [Non-PRE]	9.9141	31.3317	41.2458
Marlette School District [PRE]	9.9141	13.3317	23.2458
Marlette School District [Com. Personal]	9.9141	19.3317	29.2458
Marlette School District [Ind. Personal]	3.9141	13.3317	17.2458
Kingston School District [Non-PRE]	9.9141	36.6175	46.5316
Kingston School District [PRE]	9.9141	18.6175	28.5316
Kingston School District [Com. Personal]	9.9141	24.6175	34.5316
Kingston School District [Ind. Personal]	3.9141	18.6175	22.5316

Kingston Village Properties Only

Kingston School District [Non-PRE]	22.2725	36.6175	58.8900
Kingston School District [PRE]	22.2725	18.6175	40.8900
Kingston School District [Com. Personal]	22.2725	24.6175	46.8900
Kingston School District [Ind. Personal]	16.2725	18.6175	34.8900

Millington Township (017)

2022 Ad Valorem Taxes

Taxing Entity	Name	Purpose of Tax	Amount of Tax Mills	2022 Taxable Valuation	Estimate of Tax Dollars	Total Tax Mills	Total Est. Tax Dollars
County	Tuscola	Operating	3.9141	\$126,742,565	\$496,083	8.3121	\$1,053,497
		Bridge/Streets	0.4807		\$60,925		
		Senior Citizens	0.3200		\$40,558		
		Medical Care	0.2500		\$31,686		
		Road Patrol	1.3300		\$168,568		
		Roads/Streets	0.9657		\$122,395		
		Mosquito	0.6316		\$80,051		
		Recycling	0.1500		\$19,011		
		Veterans	0.1700		\$21,546		
		MSU Extension	0.1000		\$12,674		
Township	Millington	Operating	1.3608	\$126,742,565	\$172,471	2.1133	\$267,845
		Fire	0.3408		\$43,194		
		Fire	0.4117		\$52,180		
Township Special Assessments	Millington	Police	2.3000	\$102,443,641	\$235,620	2.3000	\$235,620
Village	Millington	Operating	11.5874	\$20,255,724	\$234,711	13.9396	\$282,357
		Village Utilities	2.3522		\$47,646		
School District	Millington	Total Non-PRE	20.9017	\$25,990,940	\$543,255		\$847,434
		Total PRE	2.9017	\$100,751,625	\$292,351		
		Total Com Personal	8.9017	\$1,071,900	\$9,542		
		Total Ind Personal	2.9017	\$788,000	\$2,287		
		TOTAL COMBINED		\$128,602,465			
Interm. School	Tuscola ISD	Operating	0.1411	\$126,742,565	\$17,883	4.2409	\$537,503
		Extra Voted	4.0998		\$519,619		
State Education	Michigan	State Education Tax	6.0000	\$125,954,565			\$755,727
Library	Millington-Arbela	Operating & Extra Voted	0.9498	\$126,742,565			\$120,380

Totals for Taxable Status by School District	Summer	Winter	Total
Millington School District [Non-PRE]	9.9141	32.6037	42.5178
Millington School District [PRE]	9.9141	14.6037	24.5178
Millington School District [Com. Personal]	9.9141	20.6037	30.5178
Millington School District [Ind. Personal]	3.9141	14.6037	18.5178

Millington Village Parcels Only

Millington School District [Non-PRE]	23.8537	32.6037	56.4574
Millington School District [PRE]	23.8537	14.6037	38.4574
Millington School District [Com. Personal]	23.8537	20.6037	44.4574
Millington School District [Ind. Personal]	17.8537	14.6037	32.4574

Novesta Township (018)

2022 Ad Valorem Taxes

Taxing Entity	Name	Purpose of Tax	Amount of Tax Mills	2022 Taxable Valuation	Estimate of Tax Dollars	Total Tax Mills	Total Est. Tax Dollars
County	Tuscola	Operating	3.9141	\$43,236,671	\$169,233	8.3121	\$359,388
		Bridge/Streets	0.4807		\$20,784		
		Senior Citizens	0.3200		\$13,836		
		Medical Care	0.2500		\$10,809		
		Road Patrol	1.3300		\$57,505		
		Roads/Streets	0.9657		\$41,754		
		Mosquito	0.6316		\$27,308		
		Recycling	0.1500		\$6,486		
		Veterans	0.1700		\$7,350		
		MSU Extension	0.1000		\$4,324		
Township	Novesta	Operating	1.3242	\$43,236,671	\$57,254	4.2648	\$184,396
		Roads	1.0000		\$43,237		
		Roads	1.9406		\$83,905		
Township Special Assessments	Novesta				0.0000	\$0	
School District	Cass City	Total Non-PRE	20.8813	\$7,726,726	\$161,344		\$269,208
		Total PRE	3.0000	\$35,509,945	\$106,530		
		Total Com Personal	8.8813	\$150,200	\$1,334		
		Total Ind Personal	3.0000	\$0	\$0		
		TOTAL COMBINED		\$43,386,871			
Interm. School	Tuscola ISD	Operating	0.1411	\$43,236,671	\$6,101	4.2409	\$183,362
		Extra Voted	4.0998		\$177,262		
State Education	Michigan	State Education Tax	6.0000	\$43,236,671			\$259,420
Library	Rawson	Operating & Special Voted	1.0936	\$43,236,671			\$47,284

Totals for Taxable Status by School District	Summer	Winter	Total
Cass City School District [Non-PRE]	9.9141	34.8786	44.7927
Cass City School District [PRE]	9.9141	16.9973	26.9114
Cass City School District [Com. Personal]	9.9141	22.8786	32.7927
Cass City School District [Ind. Personal]	3.9141	16.9973	20.9114

Tuscola Township (019)

2022 Ad Valorem Taxes

Taxing Entity	Name	Purpose of Tax	Amount of Tax Mills	2022 Taxable Valuation	Estimate of Tax Dollars	Total Tax Mills	Total Est. Tax Dollars
County	Tuscola	Operating	3.9141	\$91,052,901	\$356,390	8.3121	\$756,841
		Bridge/Streets	0.4807		\$43,769		
		Senior Citizens	0.3200		\$29,137		
		Medical Care	0.2500		\$22,763		
		Road Patrol	1.3300		\$121,100		
		Roads/Streets	0.9657		\$87,930		
		Mosquito	0.6316		\$57,509		
		Recycling	0.1500		\$13,658		
		Veterans	0.1700		\$15,479		
		MSU Extension	0.1000		\$9,105		
Township	Tuscola	Operating	1.5265	\$91,052,901	\$138,992	1.5265	\$138,992
Township Special Assessments	Tuscola	Fire	0.7500	\$75,723,801	\$56,793	0.7500	\$56,793
School District	Frankenmuth	Total Non-PRE	22.0764	\$12,754,643	\$281,577		\$352,236
		Total PRE	4.0764	\$17,333,672	\$70,659		
		Total Com Personal	10.0764	\$0	\$0		
		Total Ind Personal	4.0764	\$0	\$0		
		TOTAL COMBINED		\$30,088,315			
School District	Millington	Total Non-PRE	20.9017	\$26,850	\$561		\$2,503
		Total PRE	2.9017	\$669,309	\$1,942		
		Total Com Personal	8.9017	\$0	\$0		
		Total Ind Personal	2.9017	\$0	\$0		
		TOTAL COMBINED		\$696,159			
School District	Vassar	Total Non-PRE	20.8312	\$10,085,222	\$210,087		\$369,362
		Total PRE	3.0000	\$50,183,205	\$150,550		
		Total Com Personal	8.8312	\$808,400	\$7,139		
		Total Ind Personal	3.0000	\$528,500	\$1,586		
		TOTAL COMBINED		\$61,605,327			
Interm. School	Saginaw ISD	Operating	0.1452	\$30,088,315	\$4,369	4.6438	\$139,724
		Extra Voted	4.4986		\$135,355		
Interm. School	Tuscola ISD	Operating	0.1411	\$60,964,586	\$8,602	4.2409	\$258,545
		Extra Voted	4.0998		\$249,943		
State Education	Michigan	State Education Tax	6.0000	\$90,524,401			\$543,146
Library	Bullard Sanford	Operating & Ex Voted	1.2500	\$91,052,901			\$113,816

Totals for Taxable Status by School District	Summer	Winter	Total
Frankenmuth School District [Non-PRE]	9.9141	33.8947	43.8088
Frankenmuth School District [PRE]	9.9141	15.8947	25.8088
Frankenmuth School District [Com. Personal]	9.9141	21.8947	31.8088
Frankenmuth School District [Ind. Personal]	3.9141	15.8947	19.8088
Millington School District [Non-PRE]	9.9141	32.3171	42.2312
Millington School District [PRE]	9.9141	14.3171	24.2312
Millington School District [Com. Personal]	9.9141	20.3171	30.2312
Millington School District [Ind. Personal]	9.9141	14.3171	18.2312
Vassar School District [Non-PRE]	9.9141	32.2466	42.1607
Vassar School District [PRE]	9.9141	14.4154	24.3295
Vassar School District [Com. Personal]	9.9141	20.2466	30.1607
Vassar School District [Ind. Personal]	3.9141	14.4154	18.3295

Tuscola Township (019)

2022 Ad Valorem Taxes

Taxing Entity	Name	Purpose of Tax	Amount of Tax Mills	2022 Taxable Valuation	Estimate of Tax Dollars	Total Tax Mills	Total Est. Tax Dollars
County	Tuscola	Operating	3.9141	\$91,052,901	\$356,390	8.3121	\$756,841
		Bridge/Streets	0.4807		\$43,769		
		Senior Citizens	0.3200		\$29,137		
		Medical Care	0.2500		\$22,763		
		Road Patrol	1.3300		\$121,100		
		Roads/Streets	0.9657		\$87,930		
		Mosquito	0.6316		\$57,509		
		Recycling	0.1500		\$13,658		
		Veterans	0.1700		\$15,479		
		MSU Extension	0.1000		\$9,105		
Township	Tuscola	Operating	1.5265	\$91,052,901	\$138,992	1.5265	\$138,992
Township Special Assessments	Tuscola	Fire	0.7500	\$75,723,801	\$56,793	0.7500	\$56,793
School District	Frankenmuth	Total Non-PRE	22.0764	\$12,754,643	\$281,577		\$352,236
		Total PRE	4.0764	\$17,333,672	\$70,659		
		Total Com Personal	10.0764	\$0	\$0		
		Total Ind Personal	4.0764	\$0	\$0		
		TOTAL COMBINED		\$30,088,315			
School District	Millington	Total Non-PRE	20.9017	\$26,850	\$561		\$2,503
		Total PRE	2.9017	\$669,309	\$1,942		
		Total Com Personal	8.9017	\$0	\$0		
		Total Ind Personal	2.9017	\$0	\$0		
		TOTAL COMBINED		\$696,159			
School District	Vassar	Total Non-PRE	20.8312	\$10,085,222	\$210,087		\$369,362
		Total PRE	3.0000	\$50,183,205	\$150,550		
		Total Com Personal	8.8312	\$808,400	\$7,139		
		Total Ind Personal	3.0000	\$528,500	\$1,586		
		TOTAL COMBINED		\$61,605,327			
Interm. School	Saginaw ISD	Operating	0.1452	\$30,088,315	\$4,369	3.0827	\$92,753
		Extra Voted	2.9375		\$88,384		
Interm. School	Tuscola ISD	Operating	0.1411	\$60,964,586	\$8,602	4.2409	\$258,545
		Extra Voted	4.0998		\$249,943		
State Education	Michigan	State Education Tax	6.0000	\$90,524,401			\$543,146
Library	Bullard Sanford	Operating & Ex Voted	1.2500	\$91,052,901			\$113,816

Totals for Taxable Status by School District	Summer	Winter	Total
Frankenmuth School District [Non-PRE]	9.9141	32.3336	42.2477
Frankenmuth School District [PRE]	9.9141	14.3336	24.2477
Frankenmuth School District [Com. Personal]	9.9141	20.3336	30.2477
Frankenmuth School District [Ind. Personal]	3.9141	14.3336	18.2477
Millington School District [Non-PRE]	9.9141	32.3171	42.2312
Millington School District [PRE]	9.9141	14.3171	24.2312
Millington School District [Com. Personal]	9.9141	20.3171	30.2312
Millington School District [Ind. Personal]	9.9141	14.3171	18.2312
Vassar School District [Non-PRE]	9.9141	32.2466	42.1607
Vassar School District [PRE]	9.9141	14.4154	24.3295
Vassar School District [Com. Personal]	9.9141	20.2466	30.1607
Vassar School District [Ind. Personal]	3.9141	14.4154	18.3295

Vassar Township (020)

2022 Ad Valorem Taxes

Taxing Entity	Name	Purpose of Tax	Amount of Tax Mills	2022 Taxable Valuation	Estimate of Tax Dollars	Total Tax Mills	Total Est. Tax Dollars
County	Tuscola	Operating	3.9141	\$101,170,564	\$395,992	8.3121	\$840,940
		Bridge/Streets	0.4807		\$48,633		
		Senior Citizens	0.3200		\$32,375		
		Medical Care	0.2500		\$25,293		
		Road Patrol	1.3300		\$134,557		
		Roads/Streets	0.9657		\$97,700		
		Mosquito	0.6316		\$63,899		
		Recycling	0.1500		\$15,176		
		Veterans	0.1700		\$17,199		
MSU Extension	0.1000		\$10,117				
Township	Vassar	Operating	1.0000	\$101,170,564	\$101,171	1.0000	\$101,171
Township Special Assessments	Tuscola					0.0000	\$0
School District	Mayville	Total Non-PRE	20.6888	\$228,629	\$4,730		\$4,971
		Total PRE	4.0000	\$60,147	\$241		
		Total Com Personal	8.6888	\$0	\$0		
		Total Ind Personal	4.0000	\$0	\$0		
		TOTAL COMBINED		\$288,776			
School District	Millington	Total Non-PRE	20.9017	\$4,158,572	\$86,921		\$110,703
		Total PRE	2.9017	\$8,195,792	\$23,782		
		Total Com Personal	8.9017	\$0	\$0		
		Total Ind Personal	2.9017	\$0	\$0		
		TOTAL COMBINED		\$12,354,364			
School District	Vassar	Total Non-PRE	20.8312	\$23,297,493	\$485,315		\$686,134
		Total PRE	3.0000	\$65,229,931	\$195,690		
		Total Com Personal	8.8312	\$564,350	\$4,984		
		Total Ind Personal	3.0000	\$48,400	\$145		
		TOTAL COMBINED		\$89,140,174			
Interm. School	Tuscola ISD	Operating	0.1411	\$101,170,564	\$14,275	4.2409	\$429,054
		Extra Voted	4.0998		\$414,779		
State Education	Michigan	State Education Tax	6.0000	\$101,122,164			\$606,733
Library	Bullard Sanford	Operating & Ex Voted	1.2500	\$101,170,564			\$126,463

Totals for Taxable Status by School District	Summer	Winter	Total
Mayville School District [Non-PRE]	9.9141	31.5777	41.4918
Mayville School District [PRE]	9.9141	14.8889	24.8030
Mayville School District [Com. Personal]	9.9141	19.5777	29.4918
Mayville School District [Ind. Personal]	3.9141	14.8889	18.8030
Millington School District [Non-PRE]	9.9141	31.7906	41.7047
Millington School District [PRE]	9.9141	13.7906	23.7047
Millington School District [Com. Personal]	9.9141	19.7906	29.7047
Millington School District [Ind. Personal]	3.9141	13.7906	17.7047
Vassar School District [Non-PRE]	9.9141	31.7201	41.6342
Vassar School District [PRE]	9.9141	13.8889	23.8030
Vassar School District [Com. Personal]	9.9141	19.7201	29.6342
Vassar School District [Ind. Personal]	3.9141	13.8889	17.8030

Watertown Township (021)

2022 Ad Valorem Taxes

Taxing Entity	Name	Purpose of Tax	Amount of Tax Mills	2022 Taxable Valuation	Estimate of Tax Dollars	Total Tax Mills	Total Est. Tax Dollars
County	Tuscola	Operating	3.9141	\$62,132,587	\$243,193	8.3121	\$516,452
		Bridge/Streets	0.4807		\$29,867		
		Senior Citizens	0.3200		\$19,882		
		Medical Care	0.2500		\$15,533		
		Road Patrol	1.3300		\$82,636		
		Roads/Streets	0.9657		\$60,001		
		Mosquito	0.6316		\$39,243		
		Recycling	0.1500		\$9,320		
		Veterans	0.1700		\$10,563		
MSU Extension	0.1000		\$6,213				
Township	Watertown	Operating	1.0660	\$62,132,587	\$66,233	1.0660	\$66,233
Township Special Assessments	Watertown					0.0000	\$0
School District	Mayville	Total Non-PRE	20.6888	\$8,001,796	\$165,548		\$288,300
		Total PRE	4.0000	\$30,522,625	\$122,091		
		Total Com Personal	8.6888	\$46,200	\$401		
		Total Ind Personal	4.0000	\$65,120	\$260		
		TOTAL COMBINED		\$38,635,741			
School District	Millington	Total Non-PRE	20.9017	\$5,281,090	\$110,384		\$164,321
		Total PRE	2.9017	\$18,327,076	\$53,180		
		Total Com Personal	8.9017	\$0	\$0		
		Total Ind Personal	2.9017	\$261,050	\$757		
		TOTAL COMBINED		\$23,869,216			
Interm. School	Tuscola ISD	Operating	0.1411	\$62,132,587	\$8,767	4.2409	\$263,498
		Extra Voted	4.0998		\$254,731		
State Education	Michigan	State Education Tax	6.0000	\$61,806,417			\$370,839

Totals for Taxable Status by School District	Summer	Winter	Total
Mayville School District [Non-PRE]	9.9141	30.3937	40.3078
Mayville School District [PRE]	9.9141	13.7049	23.6190
Mayville School District [Com. Personal]	9.9141	18.3937	28.3078
Mayville School District [Ind. Personal]	3.9141	13.7049	17.6190
Millington School District [Non-PRE]	9.9141	30.6066	40.5207
Millington School District [PRE]	9.9141	12.6066	22.5207
Millington School District [Com. Personal]	9.9141	18.6066	28.5207
Millington School District [Ind. Personal]	3.9141	12.6066	16.5207

Wells Township (022)

2022 Ad Valorem Taxes

Taxing Entity	Name	Purpose of Tax	Amount of Tax Mills	2022 Taxable Valuation	Estimate of Tax Dollars	Total Tax Mills	Total Est. Tax Dollars
County	Tuscola	Operating	3.9141	\$50,535,925	\$197,803	8.3121	\$420,060
		Bridge/Streets	0.4807		\$24,293		
		Senior Citizens	0.3200		\$16,171		
		Medical Care	0.2500		\$12,634		
		Road Patrol	1.3300		\$67,213		
		Roads/Streets	0.9657		\$48,803		
		Mosquito	0.6316		\$31,918		
		Recycling	0.1500		\$7,580		
		Veterans	0.1700		\$8,591		
MSU Extension	0.1000		\$5,054				
Township	Wells	Operating	1.1808	\$50,535,925	\$59,673	3.1560	\$159,491
		Roads	1.9752		\$99,819		
Township Special Assessments	Wells					0.0000	\$0
School District	Caro	Total Non-PRE	23.6428	\$5,192,108	\$122,756		\$237,557
		Total PRE	5.6500	\$19,155,890	\$108,231		
		Total Com Personal	11.6428	\$0	\$0		
		Total Ind Personal	5.6500	\$1,162,800	\$6,570		
		TOTAL COMBINED		\$25,510,798			
School District	Cass City	Total Non-PRE	20.8813	\$968,301	\$20,219		\$26,885
		Total PRE	3.0000	\$2,221,946	\$6,666		
		Total Com Personal	8.8813	\$0	\$0		
		Total Ind Personal	3.0000	\$0	\$0		
		TOTAL COMBINED		\$3,190,247			
School District	Kingston	Total Non-PRE	23.0000	\$5,799,746	\$133,394		\$220,978
		Total PRE	5.0000	\$17,197,934	\$85,990		
		Total Com Personal	11.0000	\$143,200	\$1,575		
		Total Ind Personal	5.0000	\$3,700	\$19		
		TOTAL COMBINED		\$23,144,580			
Interm. School	Tuscola ISD	Operating	0.1411	\$50,535,925	\$7,131	4.2409	\$214,318
		Extra Voted	4.0998		\$207,187		
State Education	Michigan	State Education Tax	6.0000	\$49,369,425			\$296,217
Library	Caro District	Operating & Ex Voted	1.4882	\$24,347,998			\$36,235

Totals for Taxable Status by School District	Summer	Winter	Total
Caro School District [Non-PRE]	9.9141	36.9259	46.8400
Caro School District [PRE]	9.9141	18.9331	28.8472
Caro School District [Com. Personal]	9.9141	24.9259	34.8400
Caro School District [Ind. Personal]	3.9141	18.9331	22.8472
Cass City School District [Non-PRE]	9.9141	32.6762	42.5903
Cass City School District [PRE]	9.9141	14.7949	24.7090
Cass City School District [Com. Personal]	9.9141	20.6762	30.5903
Cass City School District [Ind. Personal]	3.9141	14.7949	18.7090
Kingston School District [Non-PRE]	9.9141	34.7949	44.7090
Kingston School District [PRE]	9.9141	16.7949	26.7090
Kingston School District [Com. Personal]	9.9141	22.7949	32.7090
Kingston School District [Ind. Personal]	3.9141	16.7949	20.7090

Wisner Township (023)

2022 Ad Valorem Taxes

Taxing Entity	Name	Purpose of Tax	Amount of Tax Mills	2022 Taxable Valuation	Estimate of Tax Dollars	Total Tax Mills	Total Est. Tax Dollars
County	Tuscola	Operating	3.9141	\$29,529,162	\$115,580	8.3121	\$245,449
		Bridge/Streets	0.4807		\$14,195		
		Senior Citizens	0.3200		\$9,449		
		Medical Care	0.2500		\$7,382		
		Road Patrol	1.3300		\$39,274		
		Roads/Streets	0.9657		\$28,516		
		Mosquito	0.6316		\$18,651		
		Recycling	0.1500		\$4,429		
		Veterans	0.1700		\$5,020		
		MSU Extension	0.1000		\$2,953		
Township	Wisner	Operating	1.3579	\$29,529,162	\$40,098	5.0197	\$148,228
		Fire/Ambulance	1.7097		\$50,486		
		Roads	1.9521		\$57,644		
Township Special Assessments	Wisner				0.0000	\$0	
School District	Akron-Fairgrove	Total Non-PRE	20.6500	\$2,981,264	\$61,563		\$97,620
		Total PRE	2.6500	\$12,667,827	\$33,570		
		Total Com Personal	8.6500	\$63,300	\$548		
		Total Ind Personal	2.6500	\$731,800	\$1,939		
		TOTAL COMBINED		\$16,444,191			
School District	Unionville-Sebewaing	Total Non-PRE	23.7200	\$1,909,279	\$45,288		\$113,881
		Total PRE	5.7200	\$11,970,792	\$68,473		
		Total Com Personal	11.7200	\$10,200	\$120		
		Total Ind Personal	5.7200	\$0	\$0		
		TOTAL COMBINED		\$13,890,271			
Interm. School	Tuscola ISD	Operating	0.1411	\$29,529,162	\$4,167	4.2409	\$125,230
		Extra Voted	4.0998		\$121,064		
State Education	Michigan	State Education Tax	6.0000	\$28,797,362			\$172,784
Library	Fairgrove	Operating & Ex Voted	0.7916	\$15,649,091			\$12,388

Totals for Taxable Status by School District	Summer	Winter	Total
Akron-Fairgrove School District [Non-PRE]	9.9141	35.1002	45.0143
Akron-Fairgrove School District [PRE]	9.9141	17.1002	27.0143
Akron-Fairgrove School District [Com. Personal]	9.9141	23.1002	33.0143
Akron-Fairgrove School District [Ind. Personal]	3.9141	17.1002	21.0143
Unionville-Sebewaing School District [Non-PRE]	9.9141	37.3786	47.2927
Unionville-Sebewaing School District [PRE]	9.9141	19.3786	29.2927
Unionville-Sebewaing School District [Com. Personal]	9.9141	25.3786	35.2927
Unionville-Sebewaing School District [Ind. Personal]	3.9141	19.3786	23.2927

Caro City (050)

2022 Ad Valorem Taxes

Taxing Entity	Name	Purpose of Tax	Amount of Tax Mills	2022 Taxable Valuation	Estimate of Tax Dollars	Total Tax Mills	Total Est. Tax Dollars
County	Tuscola	Operating	3.9141	\$93,723,075	\$366,841	8.3121	\$779,036
		Bridge/Streets	0.4807		\$45,053		
		Senior Citizens	0.3200		\$29,991		
		Medical Care	0.2500		\$23,431		
		Road Patrol	1.3300		\$124,652		
		Roads/Streets	0.9657		\$90,508		
		Mosquito	0.6316		\$59,195		
		Recycling	0.1500		\$14,058		
		Veterans	0.1700		\$15,933		
MSU Extension	0.1000	\$9,372					
City	Caro	Operating	16.1643	\$93,723,075	\$1,514,968	16.1643	\$1,514,968
School District	Caro	Total Non-PRE	23.6428	\$51,226,704	\$1,211,143		\$1,490,814
		Total PRE	5.6500	\$42,496,371	\$240,104		
		Total Com Personal	11.6428	\$2,953,902	\$34,392		
		Total Ind Personal	5.6500	\$915,859	\$5,175		
		TOTAL COMBINED		\$97,592,836			
Interm. School	Tuscola ISD	Operating	0.1411	\$93,723,075	\$13,224	4.2409	\$397,470
		Extra Voted	4.0998		\$384,246		
State Education	Michigan	State Education Tax	6.0000	\$92,807,216			\$556,843
Library	Caro District	Operating & Ex Voted	1.4882	\$93,723,075			\$139,479
Authority	Caro Transit	Operating & Ex Voted	1.9904	\$93,723,075			\$186,546

Totals for Taxable Status by School District	Summer	Winter	Total
Caro School District [Non-PRE]	26.0784	35.7603	61.8387
Caro School District [PRE]	26.0784	17.7675	43.8459
Caro School District [Com. Personal]	26.0784	23.7603	49.8387
Caro School District [Ind. Personal]	20.0784	17.7675	37.8459

Vassar City (051)

2022 Ad Valorem Taxes

Taxing Entity	Name	Purpose of Tax	Amount of Tax Mills	2022 Taxable Valuation	Estimate of Tax Dollars	Total Tax Mills	Total Est. Tax Dollars
County	Tuscola	Operating	3.9141	\$47,839,942	\$187,250	8.3121	\$397,650
		Bridge/Streets	0.4807		\$22,997		
		Senior Citizens	0.3200		\$15,309		
		Medical Care	0.2500		\$11,960		
		Road Patrol	1.3300		\$63,627		
		Roads/Streets	0.9657		\$46,199		
		Mosquito	0.6316		\$30,216		
		Recycling	0.1500		\$7,176		
		Veterans	0.1700		\$8,133		
MSU Extension	0.1000	\$4,784					
City	Vassar	Operating	17.0000	\$47,839,942	\$813,279	17.0000	\$813,279
School District	Vassar	Total Non-PRE	20.8312	\$17,377,460	\$361,993		\$469,740
		Total PRE	3.0000	\$30,217,743	\$90,653		
		Total Com Personal	8.8312	\$1,929,800	\$17,042		
		Total Ind Personal	3.0000	\$17,000	\$51		
		TOTAL COMBINED			\$49,542,003		
Interm. School	Tuscola ISD	Operating	0.1411	\$47,595,203	\$6,716	4.2409	\$201,846
		Extra Voted	4.0998		\$195,131		
State Education	Michigan	State Education Tax	6.0000	\$47,822,942			\$286,938
Library	Bullard Sanford	Operating & Extra Voted	1.2500	\$47,839,942			\$59,800

Totals for Taxable Status by School District	Summer	Winter	Total
Vassar School District [Non-PRE]	28.1641	29.4701	57.6342
Vassar School District [PRE]	28.1641	11.6389	39.8030
Vassar School District [Com. Personal]	28.1641	17.4701	45.6342
Vassar School District [Ind. Personal]	22.1641	11.6389	33.8030

Compilation of Overall Estimated Tax Revenue

Local Governmental Units	Overall Millage Rate	Taxable Value	Estimated Tax Dollars
Akron Township	5.2224	\$143,411,598	\$748,953
Almer Township	3.4364	\$68,414,462	\$235,099
Arbela Township	3.7652	\$78,940,874	\$446,525
Columbia Township	6.3912	\$168,957,879	\$1,079,844
Dayton Township	3.1431	\$60,983,662	\$191,678
Denmark Township	3.4518	\$114,762,524	\$573,169
Elkland Township	3.6374	\$96,039,371	\$349,334
Ellington Township	4.7563	\$44,697,947	\$212,597
Elmwood Township	7.0705	\$44,875,125	\$317,290
Fairgrove Township	5.1263	\$152,029,448	\$779,349
Fremont Township	1.3135	\$85,963,939	\$112,914
Gilford Township	4.3553	\$131,814,668	\$574,092
Indianfields Township	4.3062	\$67,796,578	\$291,946
Juniata Township	4.4319	\$90,662,132	\$401,806
Kingston Township	3.2867	\$43,707,559	\$182,195
Koylton Township	4.9786	\$53,110,250	\$264,415
Millington Township	2.1133	\$126,742,565	\$503,465
Novesta Township	4.2648	\$43,236,671	\$184,396
Tuscola Township	1.5265	\$91,052,901	\$195,785
Vassar Township	1.0000	\$101,170,564	\$101,171
Watertown Township	1.0660	\$62,132,587	\$66,233
Wells Township	3.1560	\$50,535,925	\$159,491
Wisner Township	5.0197	\$29,529,162	\$148,228
City of Caro	16.1643	\$93,723,075	\$1,514,968
City of Vassar	17.0000	\$47,839,942	\$813,279
Village of Akron	13.8912	\$6,967,538	\$96,787
Village of Cass City	18.0051	\$51,515,357	\$927,539
Village of Fairgrove	14.5126	\$7,584,716	\$110,074
Village of Gagetown	21.7164	\$3,934,970	\$85,453
Village of Kingston	12.3584	\$6,559,496	\$104,017
Village of Mayville	14.1986	\$17,136,315	\$241,244
Village of Millington	13.9396	\$20,255,724	\$282,357
Village of Reese	10.5000	\$32,294,133	\$401,705
Village of Unionville	12.9500	\$9,476,738	\$122,724

Compilation of Overall Estimated Tax Revenue

Authorities	Overall Millage Rate	Taxable Value	Estimated Tax Dollars
Caro Transit Authority	1.9904	\$229,934,115	\$457,661
Bullard Sanford Library	1.2500	\$303,444,535	\$379,306
Caro Area District Library	1.4882	\$308,045,805	\$458,434
Fairgrove District Library	0.7916	\$329,479,741	\$260,816
Mayville District Library	0.7500	\$146,947,601	\$110,211
Millington Arbela Library	0.9498	\$205,683,439	\$195,358
Rawson Memorial Library	1.0936	\$184,151,167	\$201,388
Reese District Library	0.9965	\$175,001,128	\$174,389

Tuscola County	Overall Millage Rate	Taxable Value	Estimated Tax Dollars
Operating	3.9141	\$2,092,131,408	\$8,188,812
Bridge/Streets	0.4807	\$2,092,131,408	\$1,005,688
Senior Citizens	0.3200	\$2,092,131,408	\$669,482
Medical Care	0.2500	\$2,092,131,408	\$523,033
Road Patrol	1.3300	\$2,092,131,408	\$2,782,535
Roads/Streets	0.9657	\$2,092,131,408	\$2,020,371
Mosquito	0.6316	\$2,092,131,408	\$1,321,390
Recycling	0.1500	\$2,092,131,408	\$313,820
Veterans	0.1700	\$2,092,131,408	\$355,662
MSU Extension	0.1000	\$2,092,131,408	\$209,213
Total	8.3121		\$17,390,005

Intermediate School Districts	Overall Millage Rate	Taxable Value	Estimated Tax Dollars
Huron ISD	4.8886	\$28,413,881	\$138,904
Saginaw ISD	4.6438	\$31,304,284	\$145,371
Sanilac ISD	2.5551	\$20,680,404	\$52,841
Tuscola ISD	4.2409	\$2,011,488,100	\$8,530,520

School District	Taxable Value	Operating Millage	Operating Tax Dollars	Extra Voted Millage	Extra Voted Tax Dollars	Debt Millage	Debt Tax Dollars	Total Est. Tax Dollars
Akron Fairgrove School District [Non-PRE]	\$58,573,745	18.0000	\$1,054,327	0	\$0	2.6500	\$155,220	\$1,209,548
Akron Fairgrove School District [PRE]	\$277,649,727	0.0000	\$0	0	\$0	2.6500	\$735,772	\$735,772
Akron Fairgrove School District [Com. Personal]	\$536,300	6.0000	\$3,218	0	\$0	2.6500	\$1,421	\$4,639
Akron Fairgrove School District [Ind. Personal]	\$158,174,000	0.0000	\$0	0	\$0	2.6500	\$419,161	\$419,161
Totals	\$494,933,772		\$1,057,545		\$0		\$1,311,574	\$2,369,120
Caro School District [Non-PRE]	\$98,983,113	17.9928	\$1,780,983	0	\$0	5.6500	\$559,255	\$2,340,238
Caro School District [PRE]	\$212,490,001	0.0000	\$0	0	\$0	5.6500	\$1,200,569	\$1,200,569
Caro School District [Com. Personal]	\$4,560,302	5.9928	\$27,329	0	\$0	5.6500	\$25,766	\$53,095
Caro School District [Ind. Personal]	\$9,936,159	0.0000	\$0	0	\$0	5.6500	\$56,139	\$56,139
Totals	\$325,969,575		\$1,808,312		\$0		\$1,841,728	\$3,650,040
Cass City School District [Non-PRE]*	\$43,114,534	17.8813	\$770,944	0	\$0	3.0000	\$129,344	\$900,288
Cass City School District [PRE]*	\$170,214,714	0.0000	\$0	0	\$0	3.0000	\$510,644	\$510,644
Cass City School District [Com. Personal]	\$2,158,000	5.8813	\$12,692	0	\$0	3.0000	\$6,474	\$19,166
Cass City School District [Ind. Personal]*	\$22,888,500	0.0000	\$0	0	\$0	3.0000	\$68,666	\$68,666
Totals	\$238,375,748		\$783,636		\$0		\$715,127	\$1,498,763
Frankenmuth School District [Non-PRE]	\$12,890,345	18.0000	\$232,026	0	\$0	4.0764	\$52,546	\$284,572
Frankenmuth School District [PRE]	\$18,413,939	0.0000	\$0	0	\$0	4.0764	\$75,063	\$75,063
Frankenmuth School District [Com. Personal]	\$0	6.0000	\$0	0	\$0	4.0764	\$0	\$0
Frankenmuth School District [Ind. Personal]	\$0	0.0000	\$0	0	\$0	4.0764	\$0	\$0
Totals	\$31,304,284		\$232,026		\$0		\$127,609	\$359,635
Kingston School District [Non-PRE]	\$31,782,537	18.0000	\$572,086	0	\$0	5.0000	\$158,913	\$730,998
Kingston School District [PRE]	\$78,588,535	0.0000	\$0	0	\$0	5.0000	\$392,943	\$392,943
Kingston School District [Com. Personal]	\$489,750	6.0000	\$2,939	0	\$0	5.0000	\$2,449	\$5,387
Kingston School District [Ind. Personal]	\$3,700	0.0000	\$0	0	\$0	5.0000	\$19	\$19
Totals	\$110,864,522		\$575,024		\$0		\$554,323	\$1,129,347
Marlette School District [Non-PRE]	\$3,099,295	18.0000	\$55,787	0	\$0	1.4000	\$4,339	\$60,126
Marlette School District [PRE]	\$17,581,109	0.0000	\$0	0	\$0	1.4000	\$24,614	\$24,614
Marlette School District [Com. Personal]	\$285,700	6.0000	\$1,714	0	\$0	1.4000	\$400	\$2,114
Marlette School District [Ind. Personal]	\$0	0.0000	\$0	0	\$0	1.4000	\$0	\$0
Totals	\$20,966,104		\$57,502		\$0		\$29,353	\$86,854
Mayville School District [Non-PRE]	\$41,764,056	16.6888	\$696,992	0	\$0	4.0000	\$167,056	\$864,048
Mayville School District [PRE]	\$123,360,947	0.0000	\$0	0	\$0	4.0000	\$493,444	\$493,444
Mayville School District [Com. Personal]	\$866,000	4.6888	\$4,061	0	\$0	4.0000	\$3,464	\$7,525
Mayville School District [Ind. Personal]	\$65,120	0.0000	\$0	0	\$0	4.0000	\$260	\$260
Totals	\$166,056,123		\$701,052		\$0		\$664,224	\$1,365,277
Millington School District [Non-PRE]	\$47,069,094	18.0000	\$847,244	0	\$0	2.9017	\$136,580	\$983,824
Millington School District [PRE]	\$194,641,724	0.0000	\$0	0	\$0	2.9017	\$564,792	\$564,792
Millington School District [Com. Personal]	\$1,199,400	6.0000	\$7,196	0	\$0	2.9017	\$3,480	\$10,677
Millington School District [Ind. Personal]	\$1,049,050	0.0000	\$0	0	\$0	2.9017	\$3,044	\$3,044
Totals	\$243,959,268		\$854,440		\$0		\$707,897	\$1,562,337
Owendale-Gagetown School District [Non-PRE]	\$4,437,616	18.0000	\$79,877	0	\$0	2.0500	\$9,097	\$88,974
Owendale-Gagetown School District [PRE]	\$23,976,265	0.0000	\$0	0	\$0	2.0500	\$49,151	\$49,151
Owendale-Gagetown School District [Com. Personal]	\$226,700	6.0000	\$1,360	0	\$0	2.0500	\$465	\$1,825
Owendale-Gagetown School District [Ind. Personal]	\$4,825,500	0.0000	\$0	0	\$0	2.0500	\$9,892	\$9,892
Totals	\$33,466,081		\$81,237		\$0		\$68,605	\$149,843
Reese School District [Non-PRE]	\$33,075,951	18.0000	\$595,367	0	\$0	3.8000	\$125,689	\$721,056
Reese School District [PRE]	\$123,729,862	0.0000	\$0	0	\$0	3.8000	\$470,173	\$470,173
Reese School District [Com. Personal]	\$521,000	6.0000	\$3,126	0	\$0	3.8000	\$1,980	\$5,106
Reese School District [Ind. Personal]	\$28,917,300	0.0000	\$0	0	\$0	3.8000	\$109,886	\$109,886
Totals	\$186,244,113		\$598,493		\$0		\$707,728	\$1,306,221
Unionville-Sebewaing School District [Non-PRE]	\$34,108,033	18.0000	\$613,945	0	\$0	5.7200	\$195,098	\$809,043
Unionville-Sebewaing School District [PRE]	\$171,427,654	0.0000	\$0	0	\$0	5.7200	\$980,566	\$980,566
Unionville-Sebewaing School District [Com. Personal]	\$380,600	6.0000	\$2,284	0	\$0	5.7200	\$2,177	\$4,461
Unionville-Sebewaing School District [Ind. Personal]	\$81,917,600	0.0000	\$0	0	\$0	5.7200	\$468,569	\$468,569
Totals	\$287,833,887		\$616,228		\$0		\$1,646,410	\$2,262,638
Vassar School District [Non-PRE]	\$59,512,083	17.8312	\$1,061,172	0	\$0	3.0000	\$178,536	\$1,239,708
Vassar School District [PRE]	\$211,401,790	0.0000	\$0	0	\$0	3.0000	\$634,205	\$634,205
Vassar School District [Com. Personal]	\$3,386,750	5.8312	\$19,749	0	\$0	3.0000	\$10,160	\$29,909
Vassar School District [Ind. Personal]	\$25,675,400	0.0000	\$0	0	\$0	3.0000	\$77,026	\$77,026
Totals	\$299,976,023		\$1,080,921		\$0		\$899,928	\$1,980,849

Tuscola County Equalization

125 W. Lincoln Street Suite 200

Caro, MI 48723

(989) 672-3830

To: Tuscola County Board of Commissioners
From: Angie Daniels, Equalization Director
Date: November 21, 2022
RE: 2022 Apportionment Report

REQUEST:

The request is for the Board to approve by resolution the Apportionment Report at the December 1, 2022 Regular Board Meeting.

BACKGROUND:

The Apportionment Report presents the millage rates and tax levies for all governmental units in Tuscola County. The aforementioned amounts are collected from July and December 2022 tax bills.

The County Equalization Department is responsible to see that millage rates are rolled back based upon the Headlee Amendment. After the office has reviewed and confirmed the millage rates, a report is assembled which tabulates the results for each taxing jurisdiction. The amounts in this report reflect collection of dollars based on the 2022 Equalization Report which was passed in April by the County Board of Commissioners. Adjustments from boards of review and various other changes are not included in this report.

The report conveys the following information:

1. Breakdown of the millage rates and tax levies by County, Townships, Cities, Villages, School Districts and Libraries.
2. It also displays the estimated amount to be collected in dollars.

This report will be placed on the Equalization Department's webpage following County Apportionment.

TUSCOLA COUNTY BOARD OF COMMISSIONERS

125 W. Lincoln Street
Suite 500
Caro, MI 48723

Telephone: 989-672-3700
Fax: 989-672-4011

At a regular meeting of the Board of Commissioners for the County of Tuscola, State of Michigan, on the 1st day of December, 2022 with the meeting called to order at 8:00 a.m.

Commissioners Present:

Commissioners Absent:

The following resolution was offered by Commissioner _____,
seconded by Commissioner _____,

TUSCOLA COUNTY BOARD OF COMMISSIONERS RESOLUTION 2022-17

Resolution of the Tuscola County Board of Commissioners Approving the 2022 Apportionment Report

WHEREAS, MCL 211.37 as amended, requires the County Board of Commissioners to apportion the amount of property taxes to be raised by the various jurisdictions; and

WHEREAS, the submitted Apportionment Report contains a summary of the requests for millages to be levied by the various taxing jurisdictions and the County of Tuscola; and

WHEREAS, MCL 207.12 as amended, requires the Director of the County Equalization Department to make and submit to the Department of Treasury, State Tax Commission, a detailed report of such actions by the County Board on a form prescribed by the Commission.

NOW THEREFORE BE IT HEREBY RESOLVED the Tuscola County Board of Commissioners approves the summary of millage requests by the various taxing jurisdictions and further authorizes the Tuscola County Equalization Director to certify such forms and submit them as required by law to the appropriate departments.

Ayes:

Nays:

Absent:

Resolution declared approved dated this 1st day of December, 2022.

Date _____

*Thomas Bardwell, Chairperson
Tuscola County Board of Commissioners*

I, Jodi Fetting, Tuscola County Clerk, do hereby certify that the foregoing is a true and complete copy of an agreement approved by the Board of Commissioners at a regular meeting on December 1, 2022.

Date _____

*Jodi Fetting
Tuscola County Clerk*

PROPOSED