



TUSCOLA COUNTY COMMITTEE OF THE WHOLE MEETING AGENDA

Monday, January 24, 2022 – 8:00 AM

H.H. Purdy Building Board Room, 125 W. Lincoln
St., Caro, MI 48723

Public may participate in the meeting electronically:
Join by phone: (US) +1 929-276-1248 PIN:112 203 398#
Join by Hangouts Meeting ID: meet.google.com/mih-jntr-jya

8:00 AM Call to Order - Chairperson Bardwell
Roll Call - Clerk Fetting

Page

County Updates

New Business

1. Tuscola Food Access Collaborative (TFAC) Annual Report - Karly Creguer, MPH, Supervising & Staff Development Educator Michigan State University Extension
[TFAC Annual Report 2020-2021](#) 4 - 5
2. Annual Aging Services Programmatic Report FY 2021 - Kristy Sutherland, Senior Services Director, Human Development Commission
[Annual Report FY21](#) 6 - 23
3. 9:00 a.m. - Legislative Update - Senator Kevin Daley
4. Tuscola County Medical Examiner Annual Report - Dr. William Morrone
5. Property on Hooper Street for Consideration on Space Needs- Laura Ailing-Garrett
[Hooper Street Property](#) 24 - 25
6. 10:15 a.m. GF Rolka Presentation
[GF Rolka Presentation](#) 26 - 33
7. Out of State Travel Request - Eean Lee, Chief Information Officer
[Out of State Travel Request](#) 34

Old Business

Finance/Technology

Committee Leader **Commissioner Young** and Commissioner DuRussel

Primary Finance/Technology

1. 2020 County Incentive Program (CIP) Submission 35 - 79
[2020 Tuscola Citizens Guide to Local Unit Finances](#)
[2020 Tuscola County Dashboard](#)
2. Project and Security Updates - Eean Lee, Chief Information Officer

On-Going and Other Finance

1. Preparation of Multi-Year Financial Planning
2. Cooperative Reimbursement Programs Summary from Prosecutor and Friend of the Court

On-Going and Other Technology

1. GIS Update
2. Increasing On-Line Services/Updating Web Page

Building and Grounds

Committee Leader **Commissioner Grimshaw** and Commissioner DuRussel

Primary Building and Grounds

1. Department of Health and Human Services Building Carpet Replacement

On-Going and Other Building and Grounds

1. IT Department Space Needs
2. State Police Water and Annexation
3. Adult Probation Fence

Personnel

Committee Leader **Commissioner Vaughan** and Commissioner Grimshaw

Primary Personnel

On-Going and Other Personnel

1. Workman's Compensation

2. Michigan Association of Counties (MAC) 7th District Meeting
3. Safety Committees - Watch for Grant Opportunities
4. OSHA/MIOSHA Potential Emergency Temporary Standard (ETS)
5. Retirement Plans and Municipal Employees Retirement System (MERS) Representative Updates
6. County Clerk Stipend

Other Business as Necessary

On-Going Other Business as Necessary

1. Animal Control Ordinance
2. Guidehouse Activity for Non-Entitlement Units of Local Government (NEU's) Outreach
3. American Rescue Plan Act (ARPA) Funds - Updates on Projects and Reporting
4. County Wide upcoming Millage renewals:
Michigan State University Extension
Primary Roads and Street Improvement
Bridge and Street Improvement

Public Comment Period

Adjournment

Meeting People Where They Are

Thumb Blessing Boxes expanded their reach into Tuscola County. There are now **nine Boxes** filled with food, personal hygiene products, paper products, etc. scattered around the County. Community members who are able are encouraged to donate items to the Boxes to help their neighbors in need. Several local groups have stepped up to look after each Box including, 4-H clubs, Rotary Clubs, Great Start Tuscola, and the Caro Library.

One Thumb Blessing Box was placed on a Thumbbody Express bus to reach its passengers. Since its placement in June 2021, the Blessing Box has been exposed to **over 900 ride trips**. Seeing a need for outside donations, the Caro Farmers Market hosted a Blessing Box “Donation Station”, which market patrons filled each Saturday, to restock the Box. Patrons are also welcomed to purchase “Market Money” tokens to offer riders of the Thumbbody Express bagged increments of **\$5 to purchase locally produced goods**. Plans are now being developed to expand the reach of the Blessing Boxes on more buses soon.

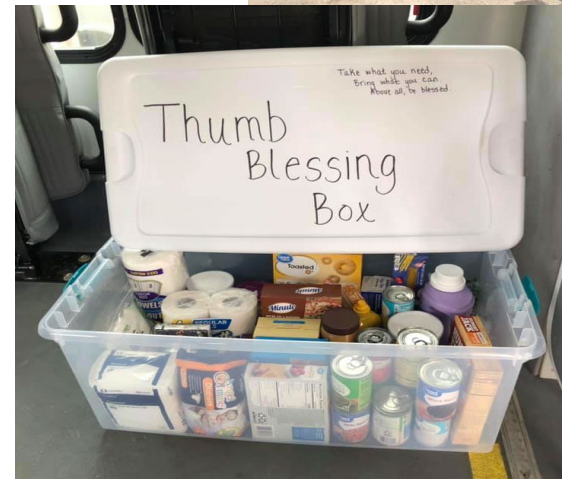
To view a story that was recently published on this project, visit <https://bit.ly/2ZRu7ms>.

Work to expand access to fresh local food at the Caro Farmers Market is also taking place. A pilot “bus route” offering no-cost rides to the Market is mapped out and will continue next market season.



TUSCOLA FOOD ACCESS COLLABORATIVE

2020-2021 Annual Report



For more information about the Tuscola Food Access Collaborative or how you can get involved, contact:

Karly Creguer
oberski9@msu.edu
989-672-3870

Ensuring access to healthy foods for low-income community members

Collaboration is Key

Since its inception in November 2019, the Tuscola Food Access Collaborative has grown to include eight diverse organizations including Michigan State University Extension, Tuscola ISD, Caro Farmers Market, Good Samaritan Food Pantry, Thumb Food Policy Council, Great Start Tuscola, and Human Development Commission. These organizations offer a variety of expertise in the fields of food insecurity, food access, nutrition, food safety, transportation, gardening, and food policy.

Growing Food for Neighbors in Need

A partnership was formed between MSU Extension and the Juvenile Court to enhance their community garden. With assistance from a local Master Gardener, Cathy Patterson, the court staff and probationers learned how to grow a very productive garden. Eighty-four pounds of produce was donated to local food pantries and some produce was used by the kitchen at the jail. A total of 15 probationers also completed the *Teen Cuisine* program learning healthy cooking skills.



Working with a local farmer, 1,241 pounds of cucumbers were gleaned and donated to food banks, soup kitchens and food pantries in Tuscola, Saginaw and Genesee Counties, including Good Samaritan and St. Christopher Food Pantries in Caro. Recipes and nutrition information were distributed with the cucumbers.

Collaborating with the Tuscola County Farm Bureau, a pop-up food pantry was hosted at the Tuscola Fairgrounds. The drive-thru style event was organized in a way to assist participants in making healthier selections from the food that was provided. Volunteers distributed 16,784 lbs of food to 756 people.

From Mar 2020-Feb 2021, the Thumb Food Policy Council coordinated volunteers to deliver 2.1 million lbs of food to the Thumb region, including Tuscola County.



Promoting Nutrition Through Locally Grown Food

MSU Extension was able to distribute \$20 Senior Project FRESH coupon books to 250 Tuscola County low-income senior residents, at a total value of \$5,000. Coupons were used to buy Michigan grown fruits and vegetables.

The Caro Farmers Market is now accepting SNAP benefits, WIC Project FRESH and Senior Project FRESH coupons to expand access to locally produced foods for low-income community members. Since implementing SNAP benefits, local food producers have received nearly \$900 in SNAP food assistance revenue.

The Market has also redeemed almost 70 Senior Project FRESH coupons totaling over \$130, supporting 10+ local farms.

Great Start Tuscola and the Caro Farmers Market partnered early in the 2021 market season to offer children in the area a \$2 voucher to spend on locally produced foods at the Market.





ANNUAL AGING SERVICES PROGRAMMATIC REPORT FY21

Email: kristys@hdc-caro.org
Website: www.hdc-caro.org

Tel: 989-673-4121
429 Montague Ave.
Caro, MI 48723



TABLE OF CONTENTS

TO OUR READERS _____	3
Case Coordination and Support _____	5
Chore Services _____	6
Congregate meals _____	7
Home Delivered Meals _____	8
Transportation _____	9
Homemaking _____	10
Personal Care Services _____	11
In-Home Respite _____	12
Caregiver Support _____	13
Outreach _____	14
Commodity Supplemental Food Support _____	15
Foster Grandparent Program _____	16
Retired and Senior Volunteer Program _____	17
Elder Advocacy _____	18

Funding for the programs include in this report include Americorps Seniors, Michigan Aging and Adult Services Agency, Michigan Department of Education, Region VII Area Agency on Aging, Senior Millage funds from Huron, Sanilac, and Tuscola Counties, United Way of Huron, Sanilac, and Tuscola Counties, Victims of Crime Act, and generous local donations.

TO OUR READERS

This is the first of our Annual Programmatic Reports for Human Development Commission's programs focusing on those over 55 in Huron, Sanilac, and Tuscola Counties. Inside you will find an overview of each of our programs as well as specific numbers of people and services provided. In FY21 Human Development Commission served 3,020 people over the age of 60. This age group is just over half of the total people served by HDC.

Special Events

In January of 2021, the Foster Grandparent Program and Retired and Senior Volunteer Program recognized Martin Luther King Junior's dedication to service. The event engaged young volunteers in a service activity to thank local hospital staff for working through the COVID-19 Pandemic.

In June of 2021, Human Development Commission brought back the Senior Seminar in each of the "Thumb" Counties. Seniors were invited to learn about Elder Abuse in the Community and what to look for. This unique event was done with seniors listening in on their car radio. They were also provided lunch and a small goodie bag.

Additional Programming

Human Development Commission is able to help seniors enrolled in services purchase safety equipment, incontinence supplies, minor home repairs through Purchase of Service. In FY21, HDC spent just over \$12,000 to help seniors in their homes.

In conjunction with the Huron and Tuscola County Sheriff's Departments, a scam line was rolled out in FY21 allowing seniors in the community to call 24/7 to ask for guidance to determine if a phone call, email, or letter is legitimate or a scam.

The Tuscola County Triad has provided staff and volunteers with numbers for mailboxes of seniors. This will help emergency personnel as well as our staff and volunteers find the homes of seniors.

Looking Ahead

With the great amount of work that has been done over the past fiscal year, Human Development Commission looks to improve and enhance services offered in the community. FY22 will bring with it challenges as well as new opportunities. One such opportunity is the additional of an Activities Coordinator to our team. The Activities Coordinator will be looking at participation at Congregate Dining Centers and increasing activities offered at each of the sites. While those activities that everyone knows, and loves will continue, we hope to bring in new seniors with new opportunities to stay active in the community.

The Kinship Caregiver program will have a Family Counselor available to support Family Members (over 60) raising family. Raising kids today is not like it was when seniors were raising their own children and can bring about many challenges. The addition of a Family Counselor is an added support to the Kinship Caregiving program.

The Retired and Senior Volunteer Program will be starting a “Loneliness Line” through the Safe Seniors Program. Volunteers will be provided with a cell phone and seniors can call the phone just to talk. It will help reduce social isolation, loneliness and depression. It will also give volunteers an opportunity to volunteer within their own home.

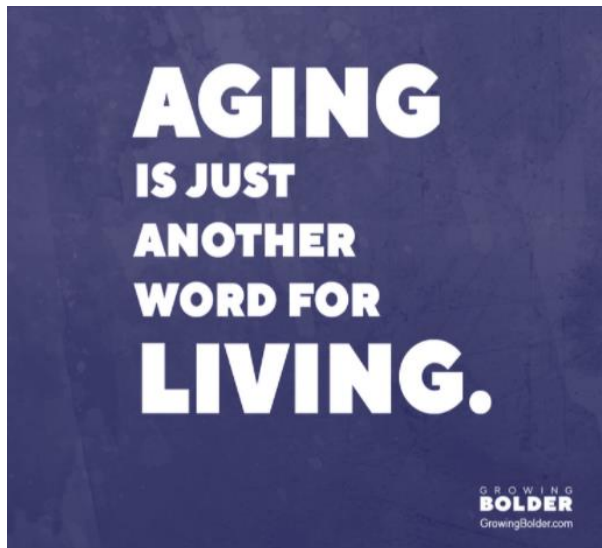
Serving the aging population of Huron, Sanilac, and Tuscola Counties aligns with Human Development Commission’s mission of Restoring Hope by Helping People and Changing Lives. As the number of people over the age of 60 continues to grow Human Development Commission plans to continue to provide tools necessary for the aging population to stay in their homes longer.

Kristy Sutherland
Senior Services Director
Human Development Commission

CASE COORDINATION AND SUPPORT

Providing comprehensive assessments and care plans and coordinating services to carry out the care plan

In FY21 there were 1,091 customers provided a personal assessment of need and completed care plans to help them live independently in their home. Coordinating independent living supports prolongs the time customers stay in their homes, increases well-being of customers, and reduces costs versus an assisted living facility. The intensive assessment dives into the customer's abilities to live independently, including the customer's Activities of Daily Living and Independent Activities of Daily Living. Based on the assessment customers are matched with services available, whether provided by Human Development Commission or another agency within the community.



6,824 HOURS SPENT COORDINATING SERVICES

CHORE SERVICES

Aids with heavier chores required around the house.

Chore Services were provided to 77 customers across Huron, Sanilac and Tuscola Counties. Many elderly people are physically incapable of taking care of heavy chores around their house. Chore services assist with heavy cleaning and upkeep, and further help prolong independent living.

Chore Provides

- Yard Clean Up
- Gutter Clean Out
- Grab Bar Installation
- Window Washing
- Clean Cupboards
- Clean Refrigerator/Stove
- Remove/Install Window Air Conditioner
- Replace Furnace Filter
- Washing Walls
- Garage Clean Out
- Basement Clean Out
- Safety Checks - Fire Alarms



One person caring about another represents life's most significant value. – Jim Rohn



486 HOURS PROVIDING CHORE SERVICES

CONGREGATE MEALS

Provides nutritious meal to seniors over 60 years old.

356 customers were provided with a congregate meal in FY21. Due to COVID-19 service was provided in two different ways.

Curbside Congregate

Curbside Congregate meals were provided throughout the Fiscal Year. Each week customers were able to pick up five (5) to-go meals from the following senior dining center locations:

- Deckerville
- Marlette
- Sandusky
- Caro
- Bad Axe
- Harbor Beach

Nourishment is not just “nutrition.” Nourishment is the nutrients in the food, the taste, the aroma, the ambiance of the room, the conversation at the table, the love and inspiration in the cooking, and the joy of the entire eating experience.

- *Marc David*

Dine-In Congregate

Beginning in August 2021, dine-in congregate meals began to reopen. The opportunity to engage socially, as well as receive a free nutritious meal, adds to the overall health of seniors in the community.

Open Senior Dining Centers Include:

- Bad Axe
- Caro
- Vassar
- Harbor Beach
- Port Austin
- Marlette
- Sandusky
- Deckerville



47,560 MEALS PROVIDED

HOME DELIVERED MEALS

Provides nutritious meal to homebound seniors delivered to their home.

There were 952 people provided with meals in FY21. Meals are nutritionally balanced based on guidelines set by the Older American's Act. Meals on Wheels reports two out of three participants indicate that the food provided is a half or more of the food the individual eats each day. Economic disparity is the number one reason seniors are unable to eat.

Meals provide so much more than just food to seniors. Nationally, 58% of Home Delivered Meal recipients live alone. Their volunteer driver may be the only person the senior sees in a day.

Home Delivered Meals are provided to...



An elderly man who just lost his wife and does not know how to shop or cook

A couple whose children live out of state and have no transportation to the store

A woman suffering from vision loss

A burned-out caregiver who is providing 24/7 care to their loved one



203,564 MEALS PROVIDED

TRANSPORTATION

Provides transportation to seniors over 60 years old

Human Development Commission's Senior Transportation program is offered in one of two ways. Throughout the entire fiscal year it was offered through bus tickets/tokens.



Bus Tickets/Tokens

Bus tickets or tokens are provided to those 60 years old and older, free of charge through Human Development Commission's Senior Transportation Program. Huron and Sanilac County's offer in town and out of town tickets, which can be redeemed at any time. Tuscola County tokens are offered to any Tuscola County resident over 60 and have been redeemed in the Thumbody Service Area.

3,510 tickets/tokens were provided in FY21.



Door-to-Door Volunteer Driver

In July, the Door-to-Door Volunteer Driver piece of Senior Transportation began. This allows seniors to be transported in to and out of County. Wherever their need may be.

Two rides were provided with Door to Door transportation.

21% of all traffic fatalities in Michigan were someone over the age of 65 in 2020.

* Michigan Department of State Police, 2020 Year End Traffic Crash Statistics
https://www.michigan.gov/documents/msp/2020_Year_End_Traffic_Crash_Statistics_727043_7.pdf

HOMEMAKING

Provides light housekeeping to seniors

In Huron, Sanilac, and Tuscola Counties there were 163 customers provided with Homemaking services in FY21. These customers reached the highest priority points for level of need. Human Development Commission maintains a waiting list for Homemaking Services of around 130. Keeping up with daily household cleaning can make living independently difficult as people age. Providing this service fits into the senior services goal of keeping seniors living independently in their homes longer.

Vacuum

Laundry

Meal
Prep

Floors

Dishes

Clean
Countertop

Clean
Kitchen

Dusting

Change
Bed

Clean
Bathroom

Remove
Trash



6,418 HOURS OF HOUSEKEEPING PROVIDED

PERSONAL CARE SERVICES

Provides assistance with hygiene and grooming for seniors

Personal Care services were provided to 78 customers. Personal Care services help seniors maintain independent living in their own home. As people age, personal care becomes challenging due to weakness and safety concerns with slippery floors. Personal Care at Human Development Commission offers seniors and their caregivers a sense of security by having an additional person in the home during bathing time. In-Home Workers help from stand-by assistance to full bathing assistance to clean up of the bathroom to dressing and setting hair. All Personal Care services are provided with dignity and respect to the senior.

“Dignity really means that I deserve the best treatment I can receive. And that I have the responsibility to give the best treatment I can to other people.”

MAYA ANGELOU

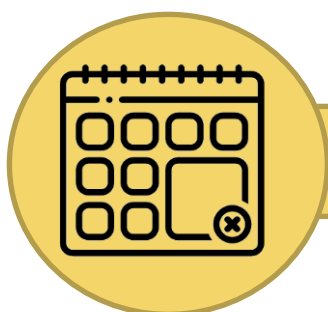


3,935 HOURS OF PERSONAL CARE PROVIDED

IN-HOME RESPITE

Provides assistance for caregivers caring for individuals who need 24/7 care, allowing the caregiver to have time to themselves.

The greatest support keeping people over 60 in their homes, living independently, is the Caregiver providing care around the clock. Human Development Commission recognizes the need for providing respite to those that are in the position of caregiving 24/7. Respite Care provides the Caregiver some time to themselves, without the need to worry about who is taking care of their loved one. In-Home workers providing Respite Care help prevent caregiver burnout and decrease the likelihood for placement in a long-term care facility.



1,084 HOURS OF RESPITE CARE PROVIDED

CAREGIVER SUPPORT

Provides free training and support for caregivers.

Caregiver Support classes were provided via Zoom throughout the entire Fiscal Year. Beginning in July, in-person support groups were provided in Huron, Sanilac, and Tuscola Counties. Support groups provide an hour of training and education for Caregivers and an hour of conversation and peer support for those caring for loved ones at home.

Caregiver:

1. Caregivers 60 or older who care for Care Recipient 60 or older
2. Caregivers 60 or older who care for a recipient under 60
3. Caregivers under 60 who care for a recipient 60 or older.

In Addition, HDC offered supportive services for Caregivers 60 and older providing care to family members under the age of 18.

Kinship Caregiver:

Kinship Caregiver is the full-time care, nurturing and protection of children by family members 60 and older in the child's life. This could include grandparents, aunts, uncles, older siblings.



**550 HOURS OF TRAINING AND SUPPORT
PROVIDED TO CAREGIVERS**

OUTREACH

Provides free assistance for individuals to get connected with services in the community

Community Presentations

Individualized Information and Referral


Community Canvassing

Due to the rural nature of the “thumb” of Michigan, seniors tend to be isolated and difficult to reach. Ensuring people over 60 are connected to services, whether part of HDC’s services or not, is critical to longer independent living. Outreach is designed to target people over 60 in the “thumb,” to spread information of services available. Outreach is provided in the community as well as in individual home visits. Home visits restarted for Outreach in July of 2021, but individual contacts can be made over the phone for those more comfortable in phone visits. Connections and promotion of services can be made for any services providers in Huron, Sanilac, or Tuscola Counties.

HUMAN DEVELOPMENT COMMISSION (HDC)

facebook
LIVE

Human Development Commission went virtual with Outreach Services. Due to the COVID-19 Pandemic, HDC had to get creative with ways to reach out to people regarding services available to seniors. Facebook Live was a success as each week different programs and services available to seniors were discussed and promoted. Some included “on-site” presentations with programs and services. HDC was joined by many community partners who provide services to seniors. Weekly viewings averaged 400 each week.



**790 HOURS CONNECTING ISOLATED ELDERLY
WITH AVAILABLE SERVICES**

COMMODITY SUPPLEMENTAL FOOD SUPPORT

Provides free assistance food for low-income seniors

The Commodity Supplemental Food Program (CSFP) works to improve the health of low-income elderly persons at least 60 years of age by supplementing their diets with nutritious USDA Foods. The food arrives at Human Development Commission's warehouse in Caro to be packed and distributed among seniors in six (6) counties.

Location	When	Time
Huron County 170 W. Soper Rd. Bad Axe	First Tuesday of the month (bimonthly)	10a.m.-1:00p.m.
Lapeer County 1701 W. Genesee St. Lapeer	Fourth Tuesday of the month (bimonthly)	10a.m.-1:00p.m.
Sanilac County 6785 Marlette St. Marlette	Third Thursday of the month (bimonthly)	10a.m.-1:00p.m.
Tuscola County 429 Montague Ave. Caro	Second Thursday of the month (bimonthly)	10a.m.-1:00p.m.
Saginaw County 1940 S. Outer Drive Buena Vista	Fourth Wednesday of the month	10a.m.-1:00p.m.
St. Clair County 3403 Lapeer Rd. Port Huron	Third Thursday of the month (bimonthly)	10a.m.-1:00p.m.



40,140 boxes of food provided

FOSTER GRANDPARENT PROGRAM

Provides low-income seniors an opportunity to volunteer in local schools and receive a small stipend.

The 20/21 school year provided to be a challenge for the Foster Grandparent Program. The COVID-19 challenges that were faced by the schools, left the Foster Grandparent Program volunteers without placement for the school year.

Staff with the program worked diligently to provide meaningful opportunities for the volunteers. There were two “virtual” opportunities available to volunteers. First, volunteers were given the opportunity to tutor or mentor children through Zoom. Volunteers would meet weekly with students to talk about course work and mentor positive behaviors like participation, promptness, and respect for older adults. In addition, volunteers were given the opportunity to be “pen pals” with various classrooms in the thumb. Pen Pals provided a unique opportunity for students to work on their reading and writing while connect with an older person.



AmeriCorps Seniors

RETIRED AND SENIOR VOLUNTEER PROGRAM

Provides opportunity for people over 55 to have a meaningful volunteer opportunity, keeping them connected with their community.

Volunteers were a critical piece of providing essential services through FY21. The RSVP volunteers were part of the volunteers that “made it all happen.” Opportunities such as the Home Delivered Meal drivers and Safe Seniors program continued to keep seniors safe and healthy while maintaining their independence at home. In July, Senior Transportation began recruiting volunteers to safely bring that important service back to seniors in Huron Sanilac and Tuscola Counties.



33 volunteers provided 10,337 hours

ELDER ADVOCACY

Provides free assistance for victims of abuse, fraud, and financial exploitation

In FY21, Human Development Commission worked with 52 seniors in the Elder Advocacy Program. Going along with Human Development Commission's Self-Sufficiency platform, the Elder Advocacy Program works with seniors to move on from dangerous situations and into safe and sustainable living environments. In addition, the Elder Advocacy Program offers ongoing supportive counseling for victims of Elder Abuse

Six Types of Elder Abuse

Physical:

Non-accidental use of force against an elderly person that results in physical pain, injury, or impairment

Emotional:

Verbal intimidation through yelling or threats, humiliation, or habitual blaming.

Psychological:

Non-verbal ignoring, isolating, or terrorizing an elderly person.

Sexual:

Any form of non-consensual physical contact including rape, molestation, or any sexual conduct

(does not have to be physical)

Neglect:

Failure of a caregiver to provide appropriate care such as food, shelter, medical care, and personal hygiene

Financial

Exploitation:

Misuse of elderly person's financial resources.



J McLeod Realty, Inc-Caro
hood@jmcleod.com
Ph: (989) 673-6106

Laura Kirby Barrett
989 670 1945

852 S HOOPER Street, Caro 48723-1757
\$349,000



Professional Building being offered in Caro with 7,695 square feet of first floor office suites. Features include four baths, two are handicap accessible. At the current time there are five leased suites. The building is updated, in good condition, and offers an excellent location in town. You will be impressed by the large parking lot with approximately 40 asphalt parking spots. This unique opportunity presents itself with a great income and a good net bottom line. Call today for complete details!

MLS#:	2210046960	Status:	EXPD	Trans Ty:	Sale	Sqft Main:		Land Cntrt:	No
County:	Tuscola	Stat Dt:	12/23/21	Shrt Sale:	No	Sqft Ofc:		Tax Winter:	\$3,273
Area:	Caro Vlg	Rd/Wtr Frnt:	218 /	Sqft Ttl:	7,695	Tax Summer:	\$2,386	Year Built:	1960
Prop Type:	Real Estate Only	Acreage:	1.17	Sqft Srce:					
Architecture:	1 Story	Lot Dim:	218.32 X 233 X 218.32 X 233						
Business Ty:	Office	Road Frnt:	Paved						
Sewer:	Sewer-Sanitary	Water:	Municipal Water						
Heat Fuel:	Natural Gas	Wtr/Htr:	Natural Gas						
Zoning:	Office	Bus Lic:							
Current Use:	Offices								
Utilities:	220V Available, Cable TV, Smoke Alarm								
Ext Features:	Outside Lighting								
Legal Desc:	004-4024-000 SEC 04 T12N R9E COM 233 FT N OF SE COR OF SEC, TH W 233 FT, TH N 218.32 FT, TH E 233 FT, TH S 218.32 FT TO POB. VILL OF CARO.								
Directions:	South State St. to Hooper St. North on Hooper St.								
List Office:	J McLeod Realty, Inc-Caro								

Presented By: ~~Roger L Hood~~ -> (989) 673-6106 *670 1945*
J McLeod Realty, Inc-Caro -> (989) ~~673-6106~~



844 Hooper Street, Caro, MI 48723
PH. (989) 673-6106 e-mail: mcleod@centurytel.net

J. McLeod Realty, Inc.

8498 State Street, Millington, MI 48746
PH. (989) 871-4567 e-mail: jmcleod@tds.net

*Contact Laura O'Leary-Garrett
989 670 1932*

ONE PARTY BUY SELL AGREEMENT

This agreement is between Findlay Family Partnership LLC. and Tuscola County Commission for the property located at 852 Hooper St. Caro Mi.

This agreement is for Thirty Days unless extended in writing by both parties. The seller of said property agrees to pay J. McLeod Realty Inc. 7% commission on the sale of subject property. The selling price of subject property is \$349,000.00

If the seller of subject property produce another buyer on said property during the above stated time period this agreement will become Void.

Dated: _____

Seller: _____

Buyer: _____

1—04—22

Dear Clayette Z.,

Happy New Year!

THIS Month, I would like discuss my FINDINGS to the Commissioners FOR THE RECORD on the FOLLOWING:


- 1 – County Boards MINUTES(& Copies?)
- 2 – Fundraising(& Example) ??
- 3 – Ballot Question ??

I would like to make a presentation at about 10:15 a.m. – REGARDLESS of which January Monday or Thursday is chosen.

HOWEVER, I am making my presentation IN ADVANCE – that way, if the Commissioners have NO COMMENT, then I will make NONE.....Also, PLEASE send the ADVANCE copies to the Commissoners, County Clerk & Sheriff.

The BOTTOMLINE --- Our Commissioners(& Judges) need to be more PROACTIVE & less REACTIVE because our TAXPAYERS say so.

Finally, even though I do NOT mind being called 'Gary', whenever I am FORMALLY INTRODUCED, I prefer being 'GF'.
GF Rolka



NOTE----On the 12-02-21 FULL Board Agenda, I appeared in the 11-10-21 MINUTES of the TC Road Commission on Page 28.....However, my computer would NOT allow me to PRINT Just ONE page.

1—04--22

1 -- County Board Taxpayer MINUTES ONLINE

At this time, I want to thank our County Clerk for RECORDING our Commissioner's meeting MINUTES ONLINE ---usually WITHIN 7-to-10 days.

In late October, it was brought to my attention that other county TAXPAYER meetings WITHIN our County are NOT following suit.

Since then(as previously noted), I have gotten our County Road Commission to agree to get the ONLINE minutes by January.....Plus, I have gotten a commitment from our EDC to check with their website master(see my email copy).

Then in early December, it was brought to my attention that EVEN our Commissioners were questioning whether they can get some information on a 3-to-6 month basis.

Well, I have a BETTER solution.

Since our Commissioners APPOINT citizens to serve on these TAXPAYER Boards, then the LEAST our Commissioners should DEMAND that each such meeting get their MINUTES ONLINE PROMPTLY & every TAXPAYER should DEMAND such ACCOUNTABILITY----PERIOD!!

For example, if a commissioner has an XXX committee assignment with a TAXPAYER Board, then he/she should get the MINUTES---just in case someone else brings the matter up at the Commissioner's meeting.....

or BETTER YET, if ALL these Boards were to promptly print their Minutes **ONLINE**, then.....

If our CITIZENS really want to know more, then they should go to their Internet, type in tuscolacounty.org , then SCROLL down to the BOTTOM of the Page for the information.

GF Rolka

November 10, 2021

A regular meeting of the Board was held in their offices at 1733 S. Mertz Rd., Caro, Michigan on Wednesday, November 10, 2021 at 8:00 A.M.

Present: Road Commissioners John Laurie, Gary Parsell, Julie Matuszak, David Kennard, and Duane Weber; Acting County Highway Engineer Brent Dankert, Operations Engineer Technician Will Green, Superintendent/Manager Jay Tuckey, and Director of Finance/Secretary-Clerk Michael Tuckey.

Motion by Parsell seconded by Kennard that the minutes of the October 28, 2021 regular meeting of the Board be approved. Weber, Kennard, Matuszak, Parsell, Laurie --- Motion Carried.

Payroll in the amount of \$108,131.85 and bills in the amount of \$414,499.80 covered by vouchers #2021-56 and #2021-57 were presented and audited.

Motion by Matuszak seconded by Weber that the payroll and bills be approved. Weber, Kennard, Matuszak, Parsell, Laurie --- Motion Carried.

Brief Public Comment Segment:

(1) Mr. G.F. Rolka appeared before the Board and asked if the board meeting minutes could be placed on the Road Commission's website. After discussion, the following motion was introduced:

Motion by Parsell seconded by Matuszak to approve that the board meeting minutes be placed on the Road Commission's website. Weber, Kennard, Matuszak, Parsell, Laurie --- Motion Carried.

The Board discussed the topics from the last Blue Water Highway Council Meeting.

At 8:15 A.M. the following bids were opened for 2021-22 Liquid De-Icing Materials:

<u>Bidder</u>	<u>Material Specification</u>	<u>Picked Up By TCRC</u>
Liquid Calcium Chloride Sales	32% CaCl	\$.40 p/gal
Michigan Chloride Sales	21% CaCl	\$.10 p/gal
Chloride Solutions	n/a	no bid

Motion by Parsell seconded by Matuszak that the bids for 2021-22 Liquid De-Icing Materials be accepted, reviewed by Management, and tabled until the next regular meeting of the Board. Weber, Kennard, Matuszak, Parsell, Laurie --- Motion Carried.

Management and the Board discussed some road damage caused on Pinkerton Road. Acting County Highway Engineer Dankert will contact the property owner and report back to the Board.

Motion by Matuszak seconded by Parsell to approve the Permit for Watertown Township to close a portion of Fostoria Road on December 10, 2021 for a Christmas Parade, with the conditions specified in the Permit. Weber, Kennard, Matuszak, Parsell, Laurie --- Motion Carried.

Director of Finance Michael Tuckey presented to the Board the Road Commission's 2020 Annual Financial Report. After review, the following motion was introduced:



Gary Rolka <gfre83@gmail.com>

Thanks for your input

1 message

James McLoskey <jmclouskey@tuscolaedc.org>

Mon, Dec 6, 2021 at 10:13 AM

To: Stephen Erickson <directorerickson@tuscolaedc.org>, gfre83@gmail.com

Good morning Gary,

Thank you for your email to Steve and me , and for the much appreciated compliments that you made to the EDC. Please know that the EDC staff is working every single day to create and retain jobs in all parts of Tuscola County. This work involves having a positive impact on business owners and managers, their employees and family members, their suppliers and many other people.

We will check with our webmaster to see what the process would be to add approved minutes to the EDC website.

The EDC staff and board continue to look for different sources of revenue to allow for the EDC to provide a wide variety of services to current and future Tuscola County businesses. If you or your business would like to make a donation to the EDC, we will be happy to put that donation to good use. Thank you for your consideration.

Steve and Jim
Tuscola County EDC
989 673 2849

----- Forwarded message -----

From: **Gary Rolka** <gfre83@gmail.com>

Date: Sun, Dec 5, 2021 at 2:28 PM

Subject: Minutes ??

To: <directorerickson@tuscolaedc.org>, <jmclouskey@tuscolaedc.org>

A Special Thank You goes out to our County Clerk.....

.....if every TC taxpayer board would reveal their MINUTES in a TIMELY Matter ONLINE---similar to the way Jodi reveals the Cmsr's MINUTES---then everyone would be BETTER off PERIOD!!

For example, the TC EDC has done an OUTSTANDING job getting(& keeping) businesses on the move. Of course, a SIGNIFICANT part of the EDC funding comes from the TAXPAYERS whether by Federal/State Grants or by DONATIONS---such as the \$500 Donation made by the village of Fairgrove, etc. If some donations were made by a PRIVATE company, then simply say 'ANONYMOUS'

....but we need their board MINUTES.

GF Rolka

1—04--22

2 – Fundraising ??

At this time, I want to thank our Commissioners for making the TOUGH decision regarding the Budget.....

YET AT THE SAME TIME, I HIGHLY RECOMMEND that our Commissioners check with their Attorney to see what APPROPRIATE ALTERNATIVE GUIDELINES can be used for FUNDRAISING.

As you know, several Department heads(elected or NOT) have complained about cuts(or non-raisers) to THEIR budgets.

In an SHOCKING example, one of our Sheriff's Deputies said OUT LOAD---just before the start of the Dec. 9 TC Road Commission Board Meeting---that they are already down 7-8 Deputies(& yes, I forwarded THIS on to the Sheriff to take whatever action, if necessary) due to retirement or for finding a higher paying job.

Yes, there are VARIOUS ways to Raise Funds.....But again, our Commissioners should check with their Attorney.....& hopefully receive an answer WITHIN 2 months.

GF Rolka

1—04--22

2 – Fundraising Example(s)

Let us say the Sheriff's committee wants to 'utilize' some fundraising resources, by saying(in a memo) that the Raised Funds will go towards paying(& maintaining)Deputies in at least 2 possible ways:

1 – They could ask for DIRECT Donations of \$500 to \$2,000.

2—Since the Sheriff's Dep't has MORE supplies delivered to them(vs. other dep'ts), then their committee should be asking WHOM are the MANUFACTURERS, Wholesalers & Retailers of the products that they are consuming?

With ALL of the products they have in their offices, jail, cars, uniforms(ex: WHOM made the pants, shirts, coats, hats, ties, badges, pins, guns, bullets, carrying cases, communication equipment, etc. so they get the companies to DONATE \$500 to \$2,000 APIECE).

That ALONE may be enough raised to hire Deputies to bailiff EACH Court as the Judges requested.

So instead of having the Commissioners & the Judges fight each other in the Courts, then why instead they BOTH get on the Bandwagon & start FUNDRAISING for the Sheriff to hire enough Deputies to help SECURE the Courthouse?

GF Rolka

1—04—22

3 – Security/Ballot Question ??

As I was establishing my Marketing/PR practices in Sept. '81, then-County Clerk Elsie Hicks explained to me that roughly HALF of her staff focused on serving the Circuit Court, while the other HALF focused on serving the Public by filing for births, deaths, marriages, etc.

In 2010 when it was decided to move out the Public offices from the Courthouse, many of us expected that the Public HALF of the County Clerk's office would be included. But then-County Clerk Margie White wanted ALL of her staff to remain in the Courthouse.

When the TC Courthouse was ORIGINALLY Opened in 1932, there was room for MOST County offices at that time. Since then, the County Government has GREATLY expanded to the point that EVEN the Prosecutor's Office was moved to an Annex Building in 2010.

Now thanks to several disruptions within the Courthouse in 2021, tighter SECURITY measures have been enacted upon(?). HOWEVER, many more TAXPAYERS are upset about going through a SECURITY check just to file a birth, death or marriage with the County Clerk's Office(as opposed to going to the County Treasurer's office to pay their taxes in the Purdy Annex building WITHOUT a Security check).

Well, ENOUGH is ENOUGH.

If the Commissioners can NOT pass a move allowing the Public HALF of the County Clerk's Office to SEPARATE from the Circuit Court HALF, then the LEAST the Commissioners can do is put the issue on the Nov. 2022 Ballot & let the TAXPAYERS decide----PLEASE.

If NO action is taken, then WITHIN 5 YEARS, the Judges themselves will argue for MORE Security.

Plus in the state of Ohio, PUBLIC Clerks are separated from COURT Clerks.
(If the Constitution is in question, then the Commissioners should consult their Attorney)

GF Rolka



Tuscola County

Clayette Zechmeister <zclay@tuscolacounty.org>

[EXTERNAL] Attachment

1 message

Gary Rolka <gfre83@gmail.com>
To: Clayette Zechmeister <zclay@tuscolacounty.org>

Wed, Jan 19, 2022 at 12:23 PM

1—19—22

4 – Constitutional Question

Just curious.....Does Tuscola Co. have a CONSTITUTION ??

I looked it up on Google/Internet....Apparently, we have NONE---so we have to rely on the 1963(?) Michigan Constitution..... which does cover:

- 1) our 2019 REQUEST for the Cmsr's to INCREASE their term to 4 years, starting with the 2024 Election(even though it took about 2 years to pass through the State);
- 2) our 2021 RIGHT TO BEAR ARMS, in which our Cmsr's passed last January.

Regarding the HISTORICAL Agreement between our Circuit Judge & the Sheriff on BAILIFFS, the ONLY thing that the 1963(?) MI Cons. covers is on Article 10, Sec. 5, which does state UNDER Counties:

"The sheriff shall hold no other office, and shall be incapable of holding the office of sheriff longer than four in any period of six years."

"The Sheriff may be required by law to renew his security from time to time, and in default of giving such security, his office shall be deemed vacant. The county shall never be responsible for his acts."

So UNLESS State action APPROVES, we need to put such measures on the BALLOT---thus letting our PUBLIC to decide.

GF Rolka



Tuscola County

Clayette Zechmeister <zclay@tuscolacounty.org>

Out of State Travel Request

1 message

Eean Lee <eean.lee@tuscolacounty.org>
To: Clayette Zechmeister <zclay@tuscolacounty.org>

Wed, Jan 19, 2022 at 10:46 AM

Hello Board of Commissioners,

Dell Technologies World is conference of 2022. It's happening May 2 – 5 in Las Vegas. This conference offers the education I need to boost my networking with peers so I can help accelerate our company's growth & development. I'll connect with Dell Technologies experts and engineers, plus technologists from the world's most successful organizations that will take my continue to grow and learn industry best practices to the next level.

Dell Technologies World is a four-day conference where I'll meet some of the brightest minds in our industry, while getting hands-on experience with the latest technologies and learning emerging trends, strategies and solutions from the edge to the core to the cloud. I'll also have access to 150+ sessions, labs, free technical certification exams and an immersive Solutions Expo featuring the companies, partners and sponsors that are part of the Dell Technologies community. This is the best opportunity for me to gain real insights and practical next steps to move our County into the digital future.

At the conference it is my goal to find solutions and best practices to harden our security posture, as well as speak with others on their remote work solutions.

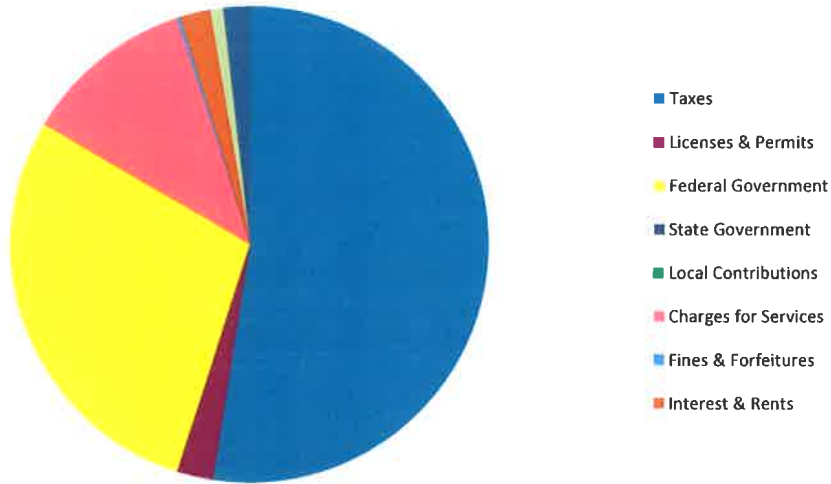
As I have attended this conference in the past, I can attest to the wealth of knowledge that is gained from this event. Solutions I have applied in the past were learned in this environment.

Thank you.

Eean Lee

Chief Information Officer
Tuscola County
www.tuscolacounty.org
989-672-3773 (Office)

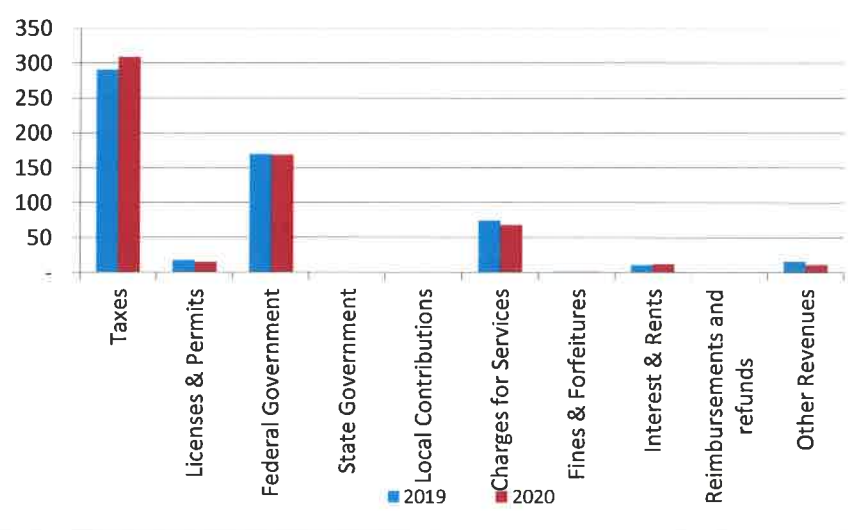
1. Where our money comes from (all governmental funds)



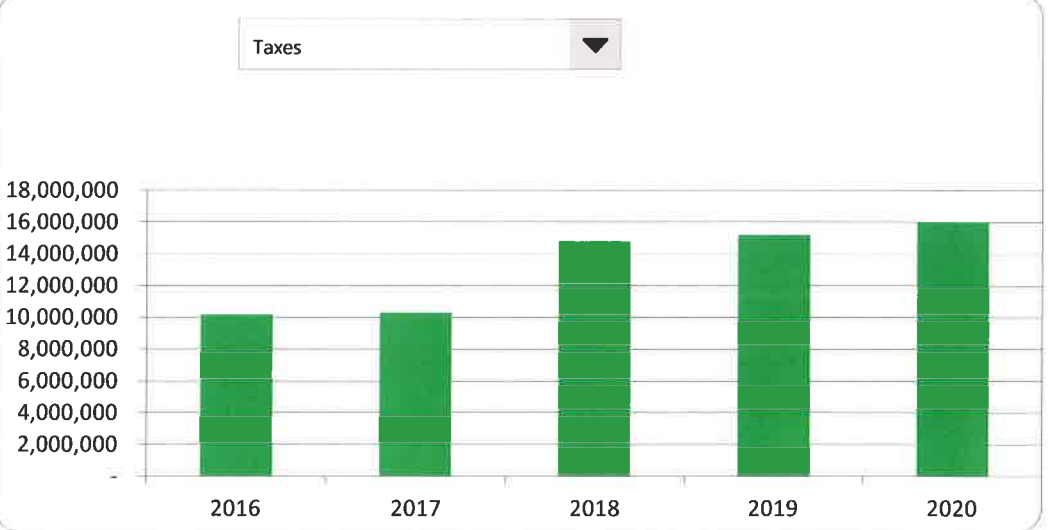
2. Compared to the prior year

	2019	2020	% change
Taxes	\$ 15,189,939	\$ 16,026,873	5.51%
Licenses & Permits	912,190	758,657	-16.83%
Federal Government	8,851,979	8,720,251	-1.49%
State Government	-	-	N/A
Local Contributions	-	-	N/A
Charges for Services	3,886,492	3,516,151	-9.53%
Fines & Forfeitures	83,874	77,510	-7.59%
Interest & Rents	560,740	627,955	11.99%
Net interfund transfers	3,983,193	3,786,932	-4.93%
Total Revenues	\$ 33,468,407	\$ 33,514,329	0.14%

3. Revenue sources per capita - compared to the prior year



4. Historical trends of individual sources

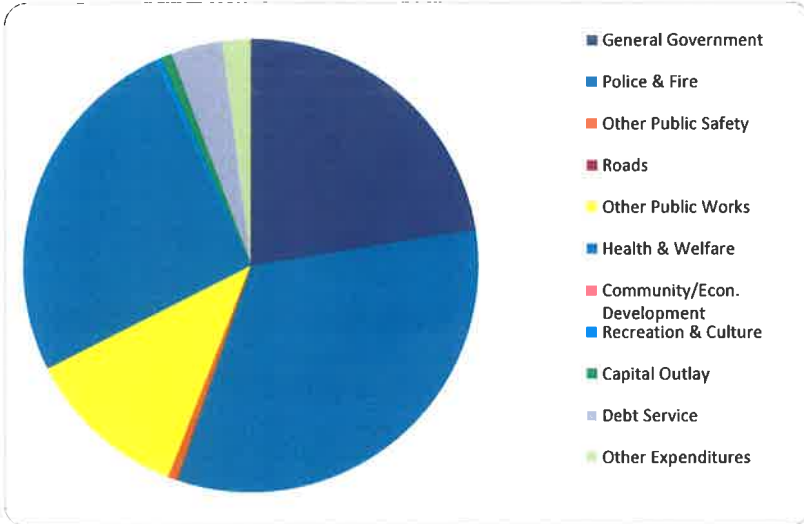


Commentary: There was a significant increase in property taxes revenue as a result of a higher taxable value for the county, charges for services decreased significantly because of COVID-19 pandemic related closures.

CITIZEN'S GUIDE TO LOCAL UNIT FINANCES - Tuscola County (79)

EXPENDITURES

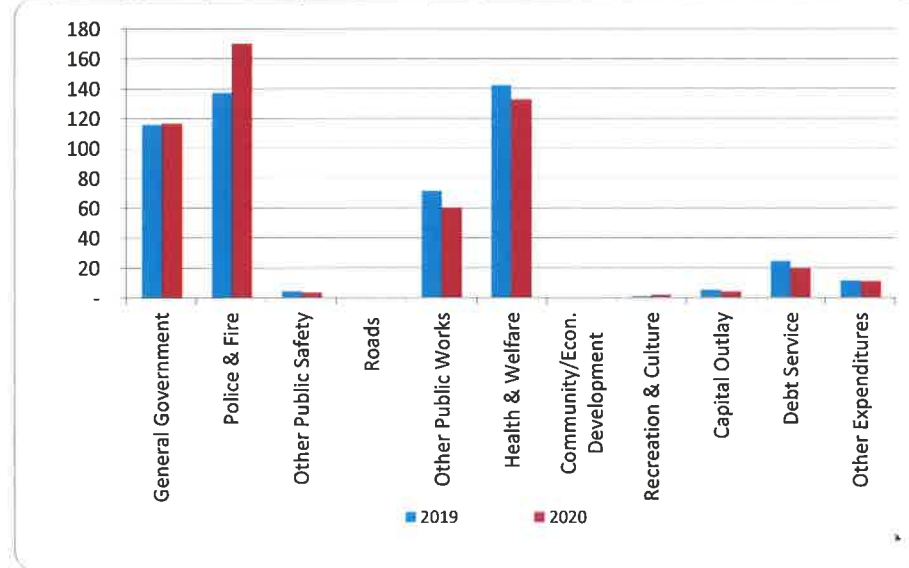
1. Where we spend our money (all governmental funds)



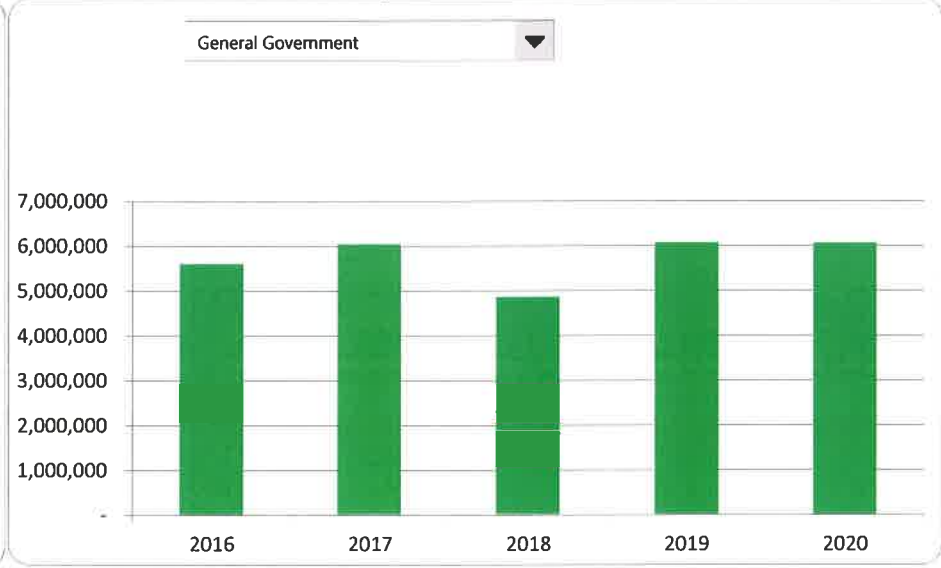
2. Compared to the prior year

	2019	2020	% change
Legislative	\$ 212,691	\$ 150,995	-29.01%
Judicial	3,085,036	3,316,811	7.51%
General Government	6,060,217	6,054,539	-0.09%
Police & Fire	7,169,255	8,823,001	23.07%
Other Public Safety	225,936	175,038	-22.53%
Other Public Works	3,729,254	3,125,358	-16.19%
Health & Welfare	7,426,628	6,882,767	-7.32%
Recreation & Culture	27,964	94,790	238.97%
Capital Outlay	252,834	205,702	-18.64%
Debt Service	1,263,462	997,159	-21.08%
Other Expenditures	585,993	554,999	-5.29%
Total Expenditures	\$ 30,039,270	\$ 30,381,159	1.14%

3. Spending per capita - compared to the prior year



4. Historical trends of individual departments:



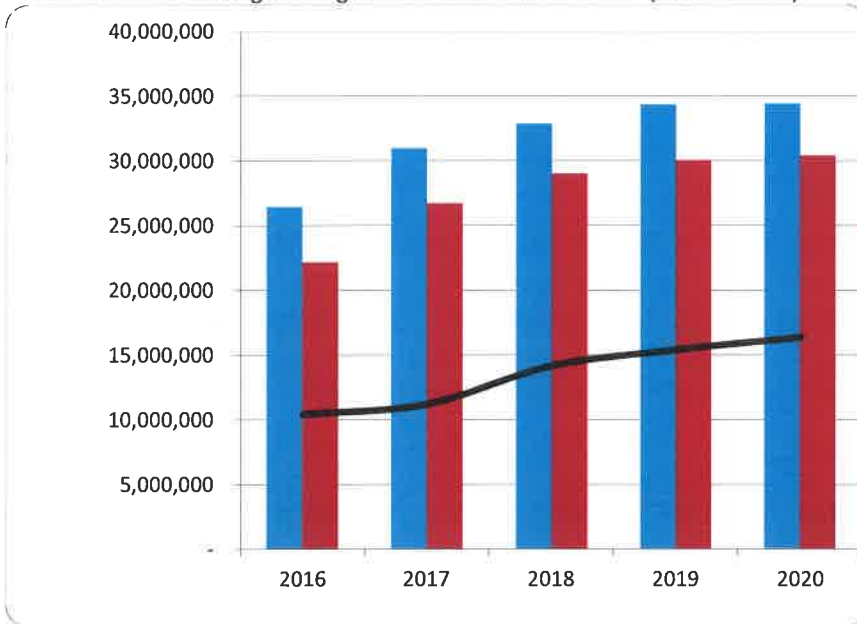
Commentary: Pension Obligation Bonds were issued in 2016. Public safety expenses increased due to COVID-19 pandemic.

For more information on our unit's finances, contact Deborah Babich at 989-672-3268.

CITIZEN'S GUIDE TO LOCAL UNIT FINANCES - Tuscola County (79)

FINANCIAL POSITION

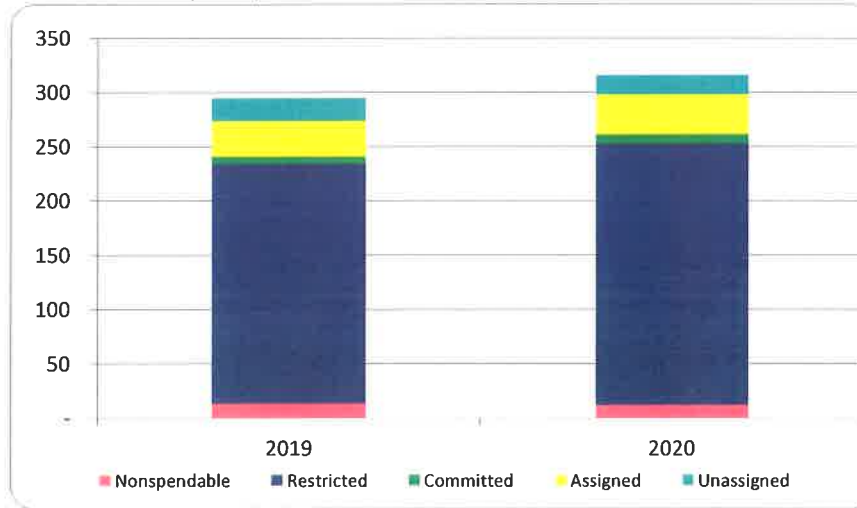
1. How have we managed our governmental fund resources (fund balance)?



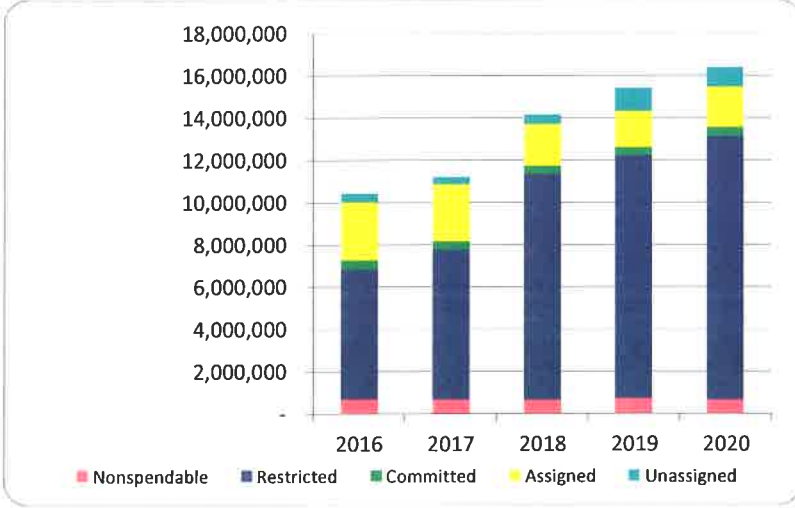
2. Compared to the prior year

	2019	2020	% change
Revenue	34,315,887	34,366,195	0.15%
Expenditures	30,039,270	30,381,159	1.14%
Surplus (shortfall)	4,276,617	3,985,036	-6.82%
Fund balance, by component:			
Nonspendable	710,395	624,668	-12.07%
Restricted	11,510,953	12,478,432	8.40%
Committed	356,814	430,024	20.52%
Assigned	1,717,108	1,907,828	11.11%
Unassigned	1,089,769	920,680	-15.52%
total fund balance	15,385,039	16,361,632	6.35%

3. Fund balance per capita - compared to the prior year



4. Historical trends of individual components

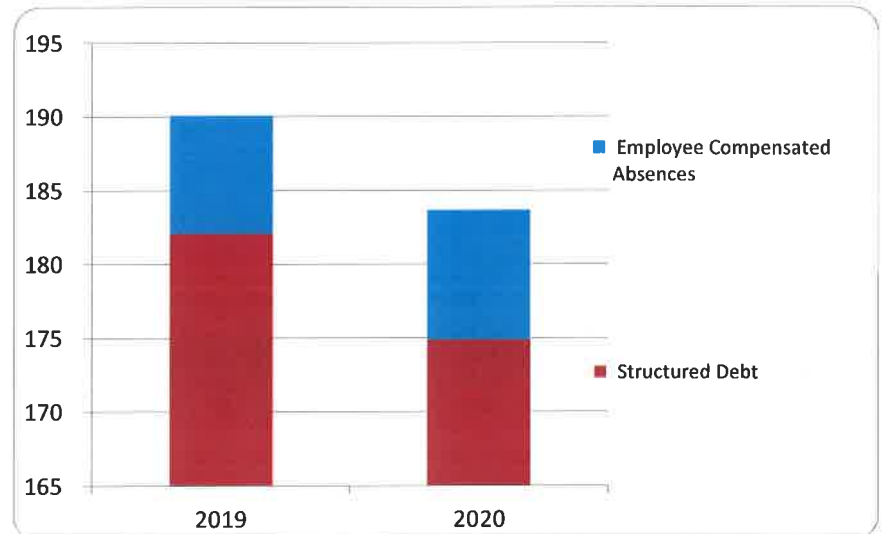
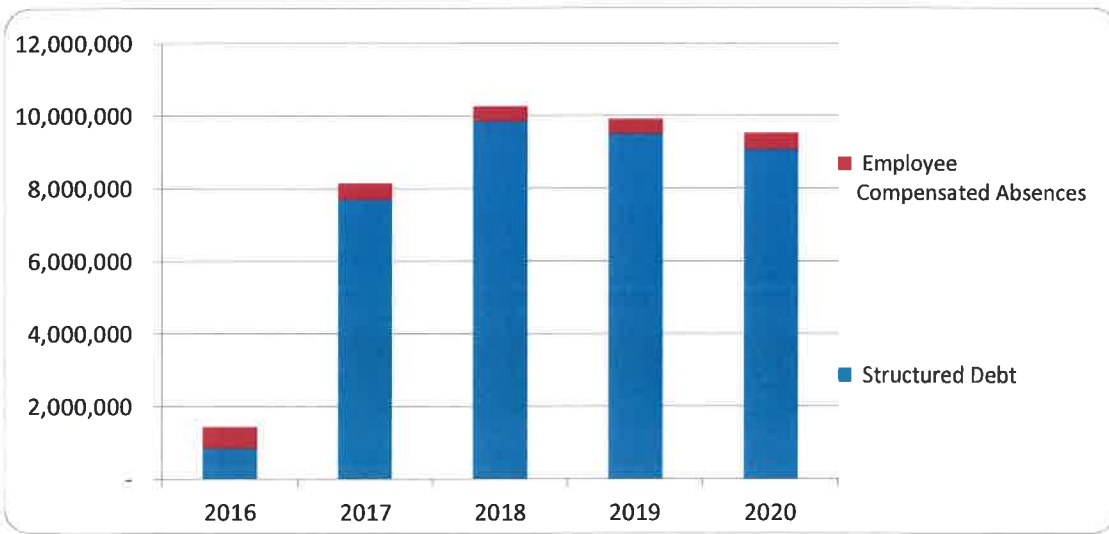
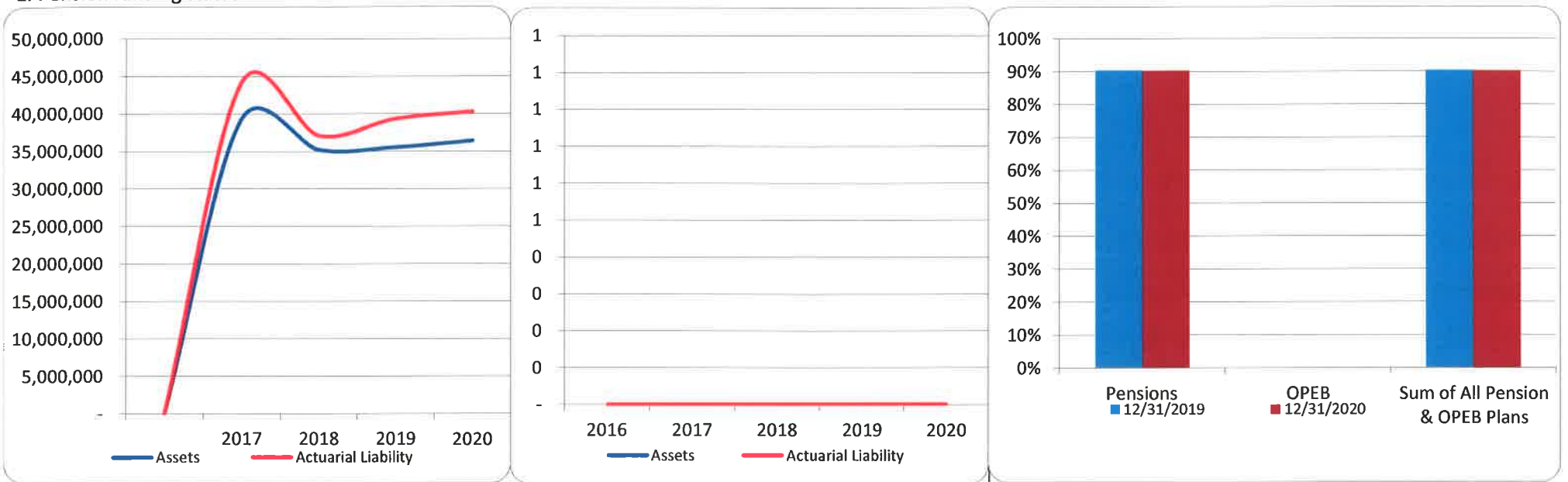


Commentary: Historical Trends 2010-2020 on fund balance have been restated under the new GASB statement 54 guidelines that were in effect for 2011.

For more information on our unit's finances, contact Deborah Babich at 989-672-3268.

CITIZEN'S GUIDE TO LOCAL UNIT FINANCES - Tuscola County (79)

1. Pension funding status



Commentary: Tuscola County does not have a post employment retiree health care plan and no uninsured losses on the Long Term Debt Obligations. Pensions recorded include the Tuscola County Health Department. Tuscola County issued general obligation in 2016.

For more information on our unit's finances, contact Deborah Babich at 989-672-3268.

TUSCOLA COUNTY CONTROLLER/ADMINISTRATOR'S OFFICE

Clayette Zechmeister
Controller/Administrator
zclay@tuscolacounty.org

125 W. Lincoln St., Suite 500
Caro, Michigan 48723

Telephone
989-672-3700

The state requires counties to submit an annual performance dashboard. The 2020 Dashboard is detailed below. It uses statistical information to determine how the county is performing with key economic and other indicators of county conditions. In addition to this summary, graphs are attached for further understanding. Color denotation is as follows: **Red - Unfavorable Indicator**, **Green - Favorable Indicator** and **Yellow - Neutral Indicator**.

Population

- **County population** – According to the U.S. Census, County population declined from 55,729 in 2011 to 51,857 in 2020. This is a 10-year loss of 3,872 people, or 7.5%. Michigan was the only state in the nation to experience a population decline from 2000 to 2010. Since 2010 Tuscola County continues to have a decline in population which is a continuing concern. For 2011 to 2020, the US Census estimated the national population increased by 6.3% and the state increased by only 1%, but Tuscola County decreased by (-6.2%). Many factors can be contributed to this trend such as economic challenges and rate reflective of pandemic losses. **Unfavorable Trend**
- **Percentage of people 65 and older** – The percentage of the county population that is 65 and over is higher than both the state and nation. The percentage of people over 65 in 2019 was 20.8% in the county compared to 16.5% for the US and 17.7% for Michigan. This trend can be an indicator of limited economic activity with the younger population leaving the county and elderly staying. **Unfavorable Trend**
- **School enrollment counts** – Consistent with the overall population decline and other negative population trends is school enrollments which have also declined. In 2011, there were 9,518 students enrolled in the nine county school districts compared to 7,446 in 2020. This is a 10-year decline of 2,072 students, or 27.8%. In 2011 there was an average of 1,136 students per school district compared to 827 in 2020. **Unfavorable Trend**

Economy

- **Unemployment Rate** – According to the Bureau of Labor Statistics, the 2020 county unemployment rate was 10.1% compared to 6.2% in 2019. The County unemployment rate was higher than the state and the nation as the population continues to decline. **Unfavorable Trend**
- **Number Employed** – The number of people employed in the county, according to the Bureau of Labor Statistics declined in 2020. The number employed in 2020 was 21,344. This is a decrease from the number of 22,838 that were employed in 2019. In comparison, there were 22,272 people employed in

2011. The number of people employed is expected to increase as it somewhat level with the population trend. **Unfavorable Trend**

- **Foreclosures** – A positive indicator is the number of foreclosures continue to decline from 2018 to 2020 from 57 in 2018 to 34 in 2020. **Favorable Trend**
- **Leading employers** – The top 10 employers in the county are: Caro Regional Center, Tuscola County, Walbro Engine Management, Lighthouse Neurological Rehab, Tuscola Intermediate School District, Hills & Dales General Hospital, Caro Community Schools, Vassar School District, Human Development Commission and Walmart. **Neutral**
- **Poverty** – The percentage of people living in poverty is higher in the county when compared to the country, but significantly lower when compared to the state. **Favorable Trend**
- **Public assistance** – The number and percentage of people receiving some form of public assistance decreased in 2020 as compared to 2019. There were 28.6% of the people in Tuscola County receiving some form of public assistance in 2019 and 28.2% in 2020 according to the most current data available. **Favorable Trend**
- **People Without Health Insurance** – In 2020, 7.2% of the people in the county had no health insurance. This is a slightly higher percentage compared to the state but less than the nation with 10.2% of people in the nation without health insurance. **Favorable Trend**

Income

- **Household income** - Median household income is lower in the county at \$49,988 than the state at \$57,144 and nation at \$62,843. Home values are much lower in the county than state and nation. The county only has 76% of the buying power of the average of the country. This is reflective of the limited employment opportunities in the county. **Unfavorable Trend**
- **Per Capita Personal Income** – Per capita personal income continues to increase. From 2019 to 2020, per capital income increased by 1.8%. For 2020, the amount for the county was \$38,676. **Favorable Trend**

Housing

- **House values** – Another measure of economic strength is median housing values. The 2019 value of homes in the county are comparatively lower at \$104,000 to \$154,900 for the state and significantly lower than the nation at \$217,500. The county median house value is only 48% of the national value. **Unfavorable Trend**

Education

- **Higher education** – The percentage of people that have a bachelor’s degree in the county is only 13.5% compared to the state at 29.1% and the nation at 32.1%. This lower education level can cause challenges in creating economic development and employment opportunities. **Unfavorable Trend**

County Government Statistical Indicators

- **Debt** – County debt per capita from 2019 to 2020 had a slight decrease. At \$161 per capita it is comparatively low. Only about 7.3% of the total allowed county debt is being used. **Favorable Trend**
- **Assessed value** – A favorable trend is the continued strong growth in county assessed value. Assessed value increased from \$2.69 billion in 2019 to \$2.85 billion in 2020. This is a .94% increase. Most of this increase is the result of wind turbine construction which is assessed as personal property. Six of the top 10 tax-payers in the county are utilities and wind development companies. **Favorable Trend**
- **Sheriff arrests** – The number of sheriff arrests decreased from 755 in 2019 to 483 in 2020. **Neutral**
- **Jailed offenders** – The number of jailed offenders decreased from 1,385 in 2019 to 878 in 2020. **Neutral**
- **Traffic violations and other summons** – The number of traffic violations issued experienced a decrease from 1,812 in 2019 to 1,527 in 2020. In 2010 there were 2,968 violations issued. There are several explanations for this decline. It has resulted in a significant reduction in county revenue. **Unfavorable Trend**
- **Court filings** – Circuit Court new case filings have decreased when comparing 2010 to 2020. This trend may be due to the COVID-19 pandemic which resulted in the County Courthouse closure for several months. The number of cases had slightly increased from 2016 to 2017 with 1,124 new cases in 2016 to 1,183 new cases in 2017. Circuit Court new case filings continue to decline. District Court filings have been on a steady decline since 2010 as well. In 2010, there were 8,922 new cases filed compared to 4,847 new cases filed in 2020, again, due to COVID-19 pandemic closure. Probate Court new case filing have varied by year. Over the last 15 years the number of new filings has ranged from 325 to 334. **Neutral**

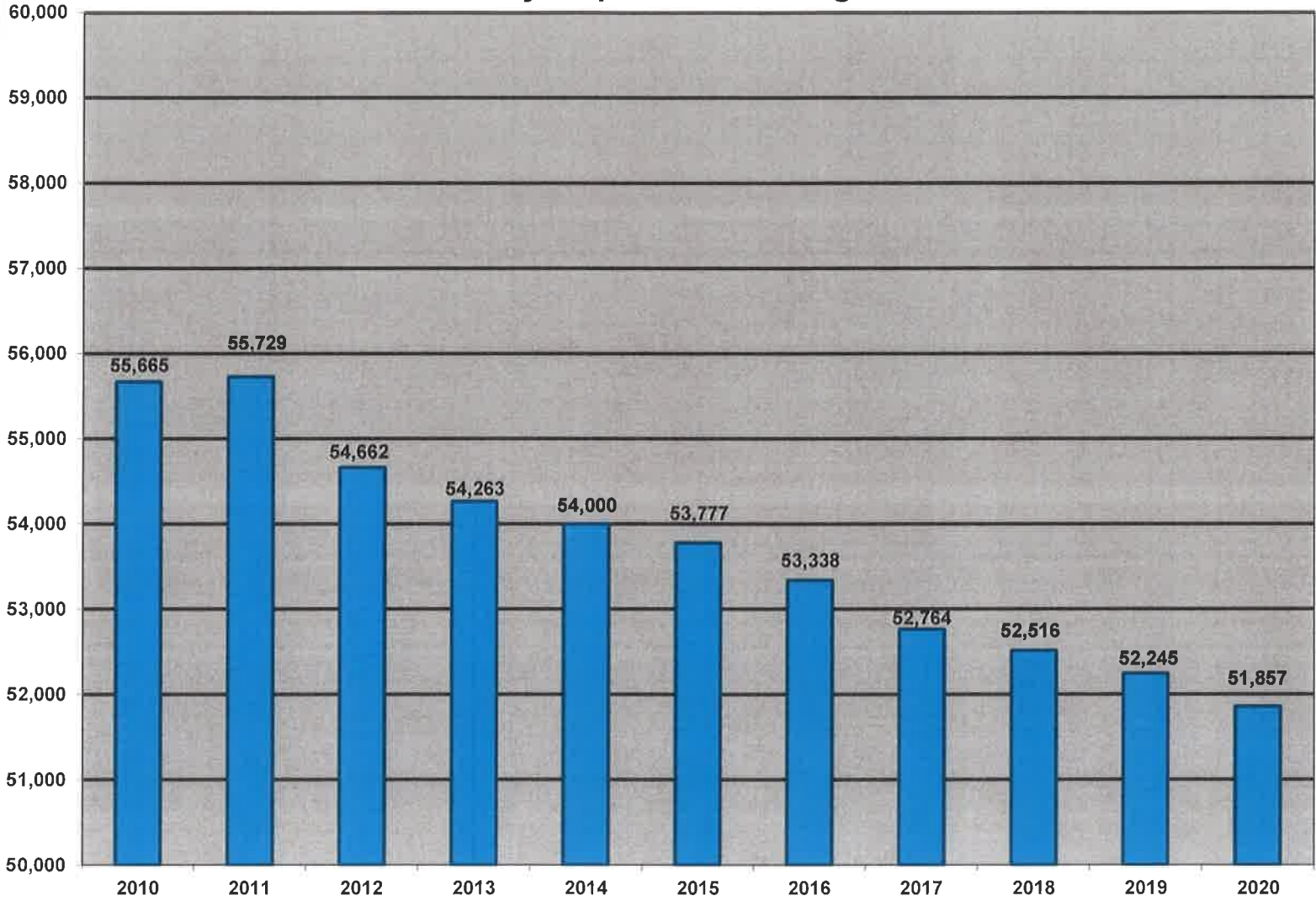
Tuscola County

Key Statistical Indicators

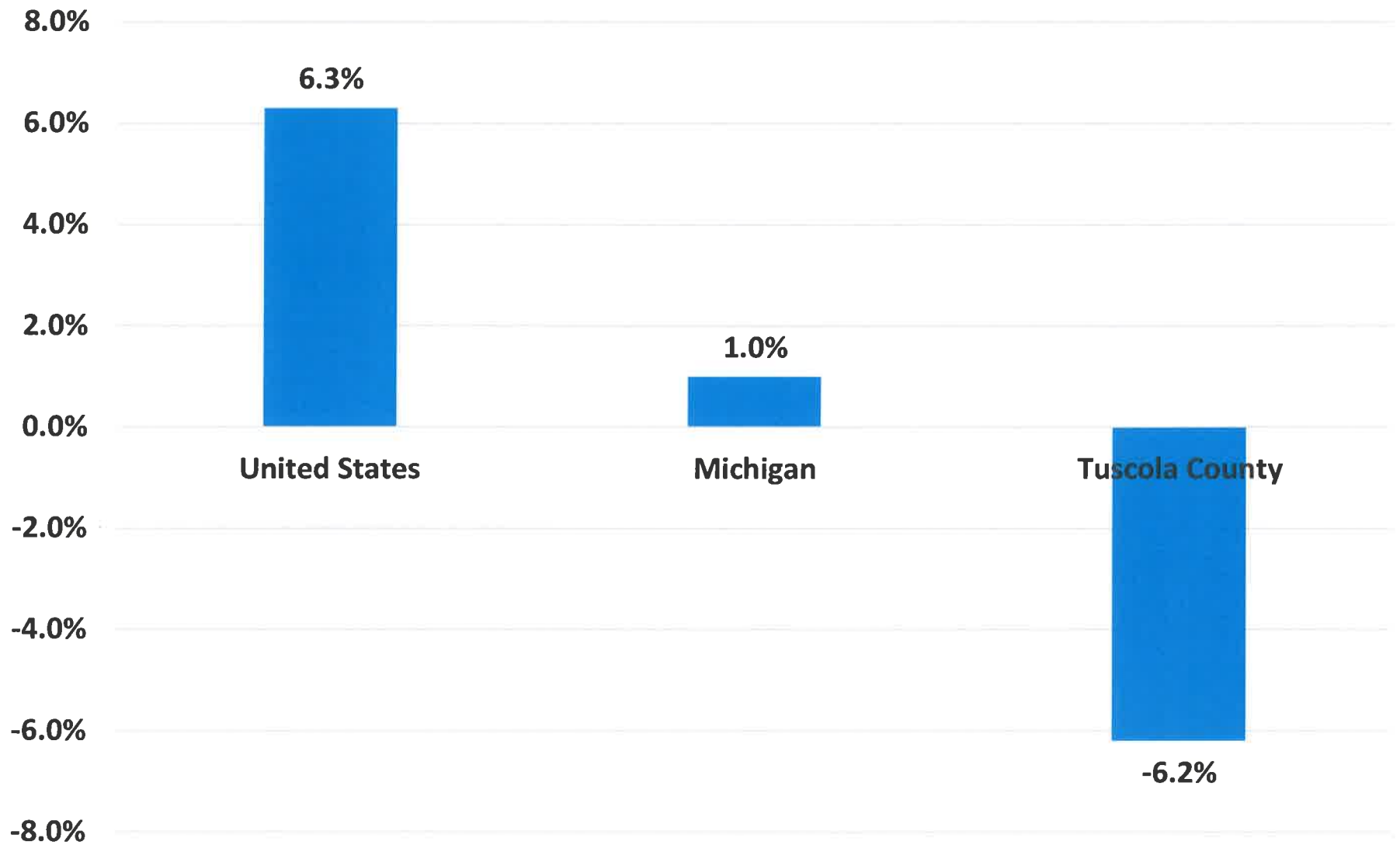


Population

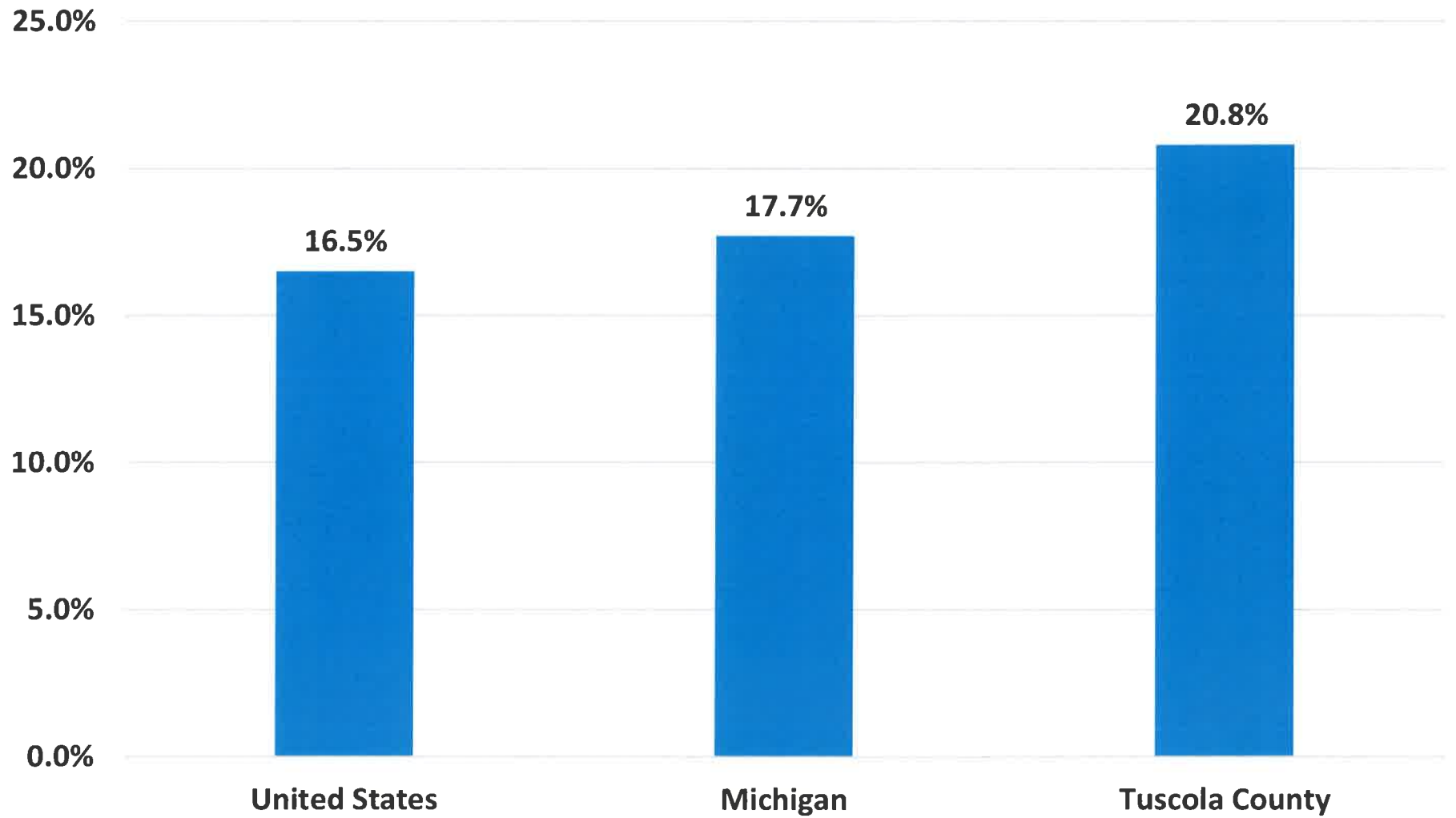
County Population Change



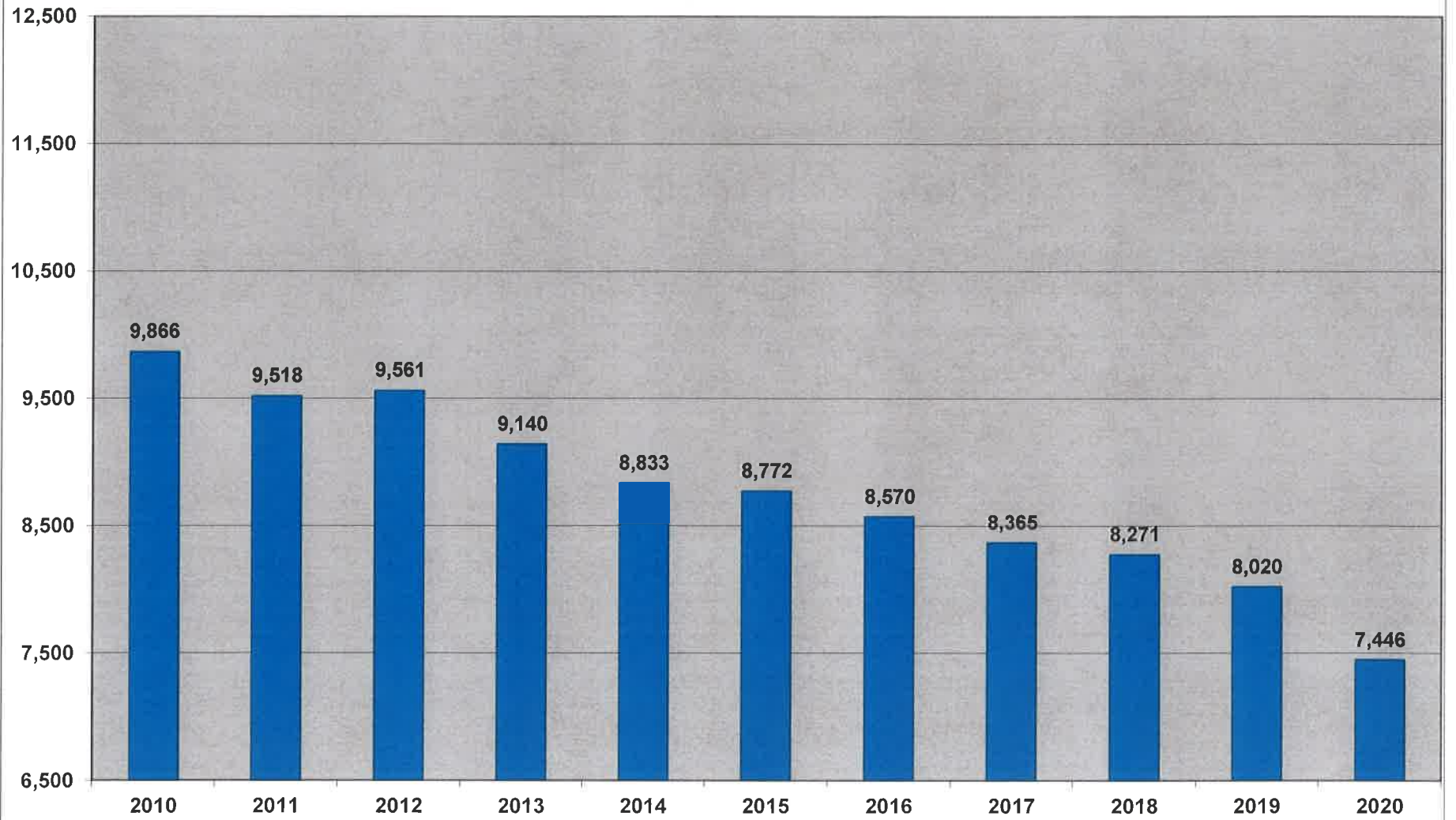
Estimated Percentage Population Change 2010-2020



Percentage of Person 65 and older - 2020

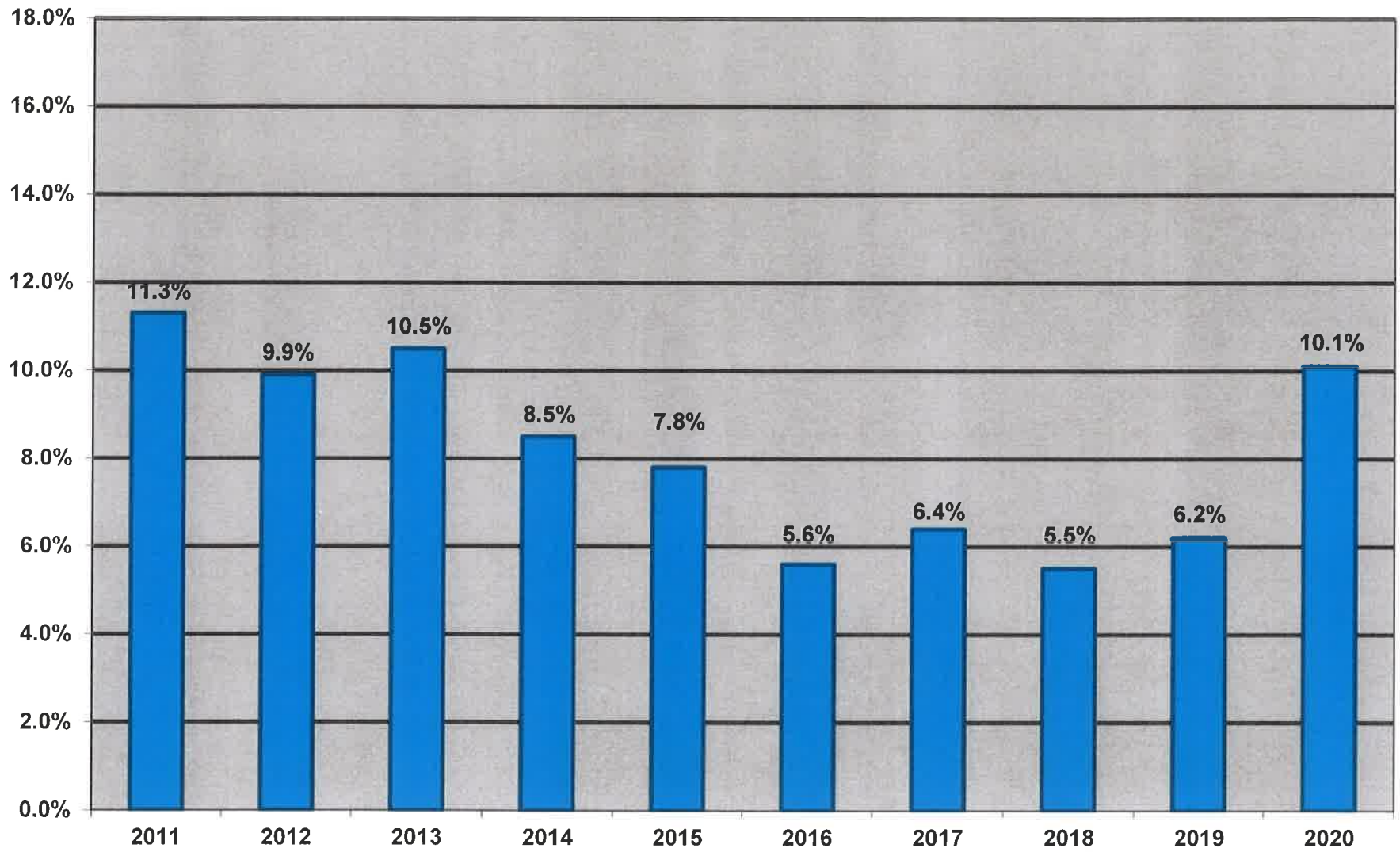


Public School Enrollment

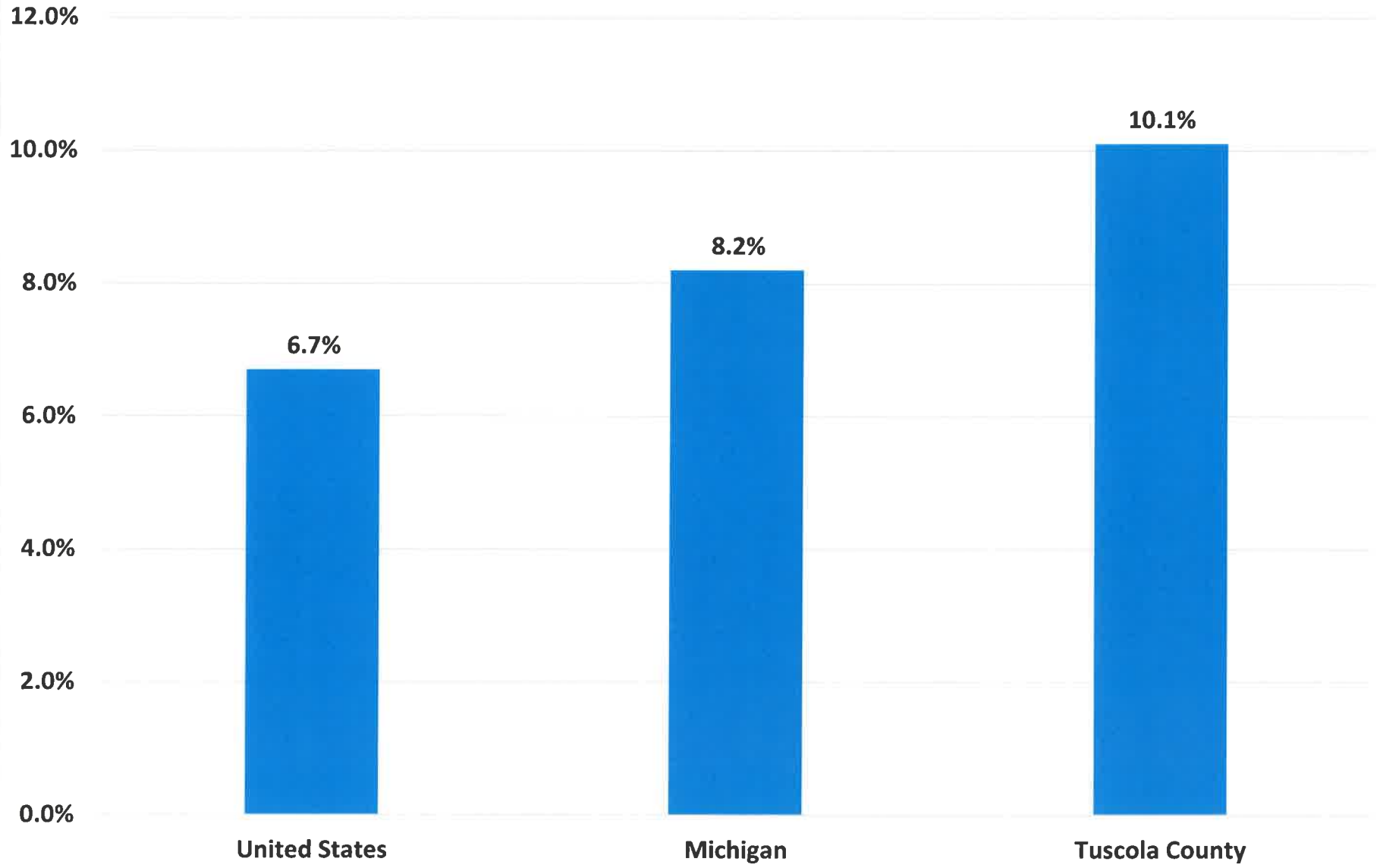


Economy

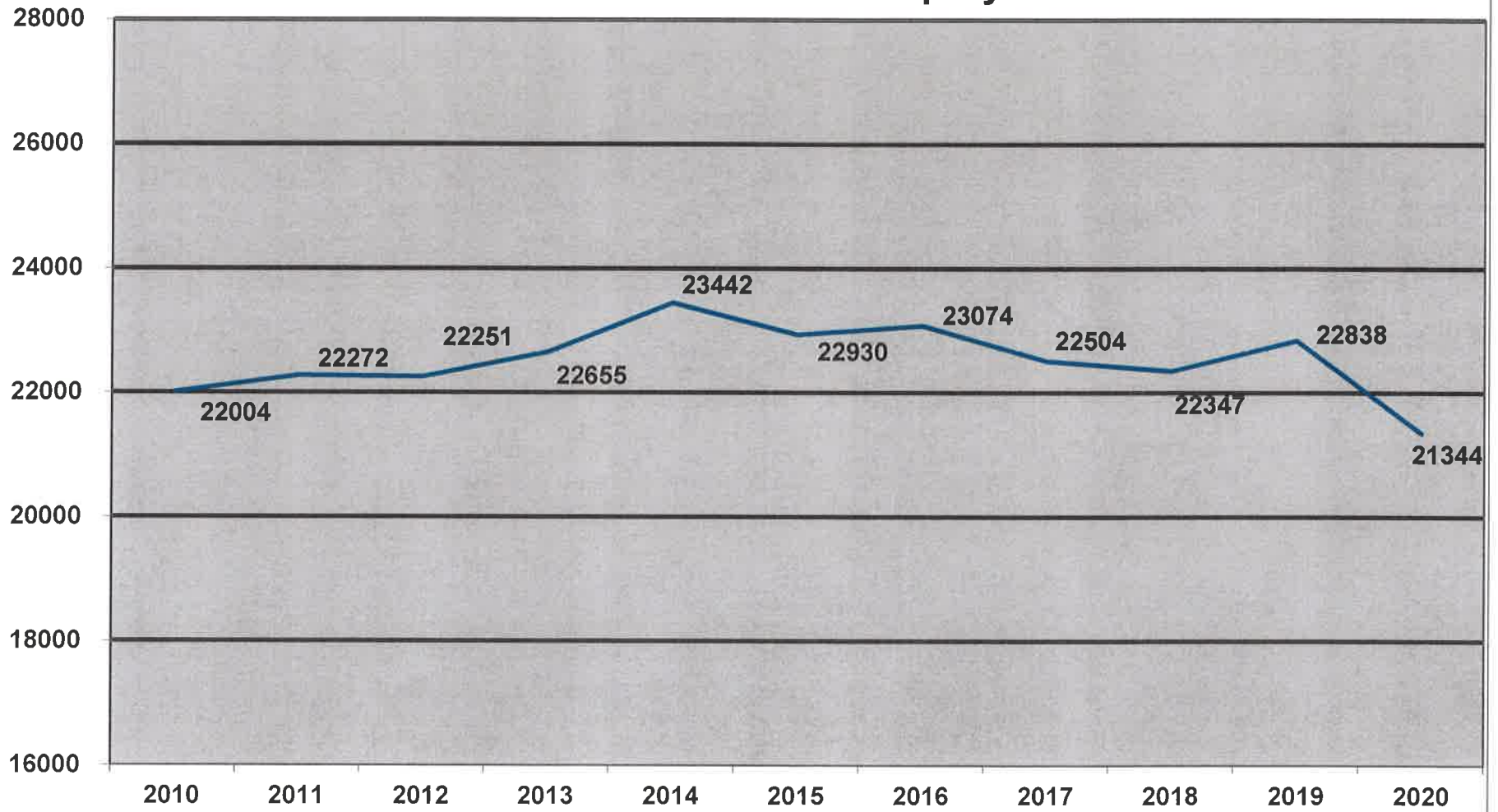
County Unemployment Rates



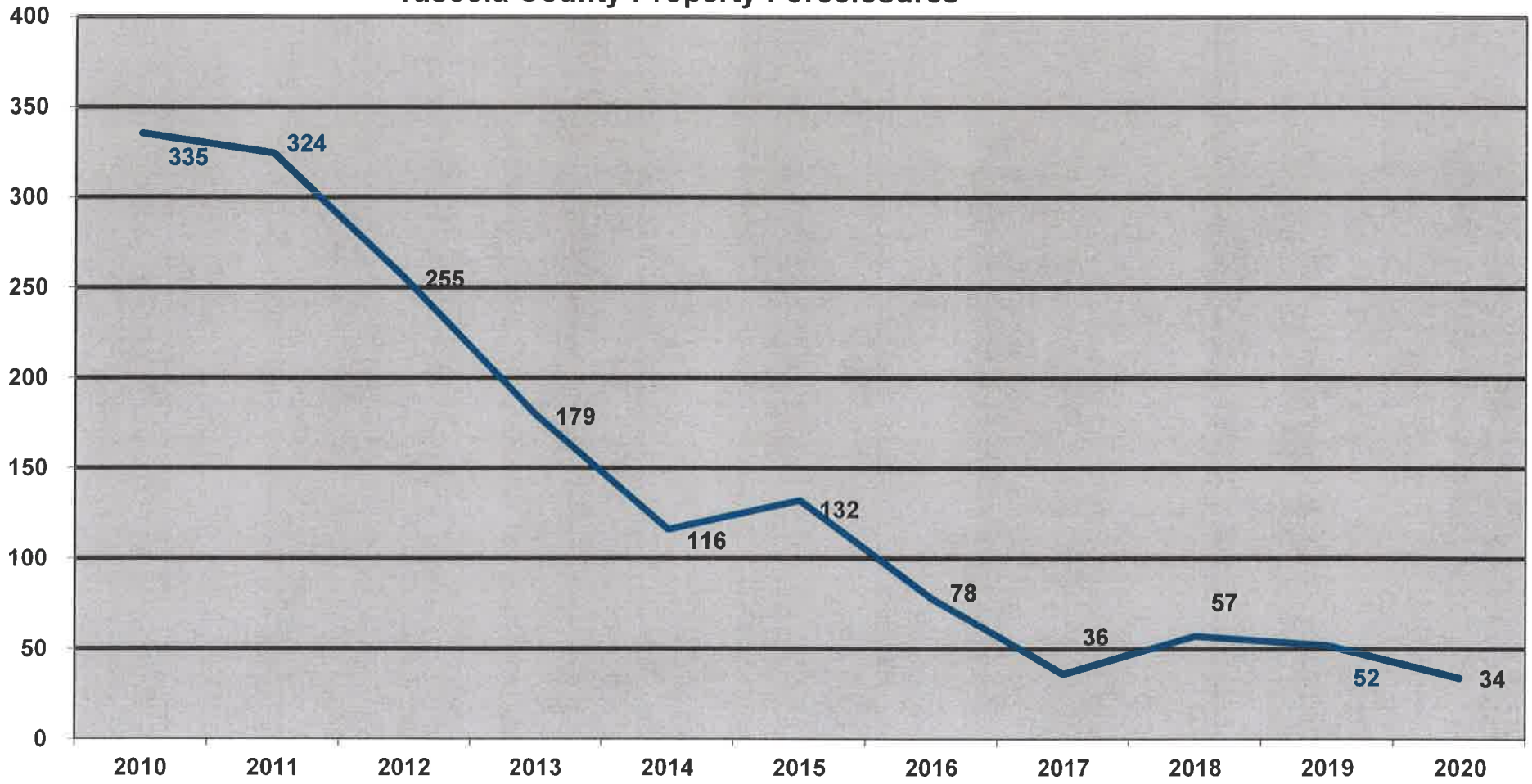
Unemployment Rates - 2020



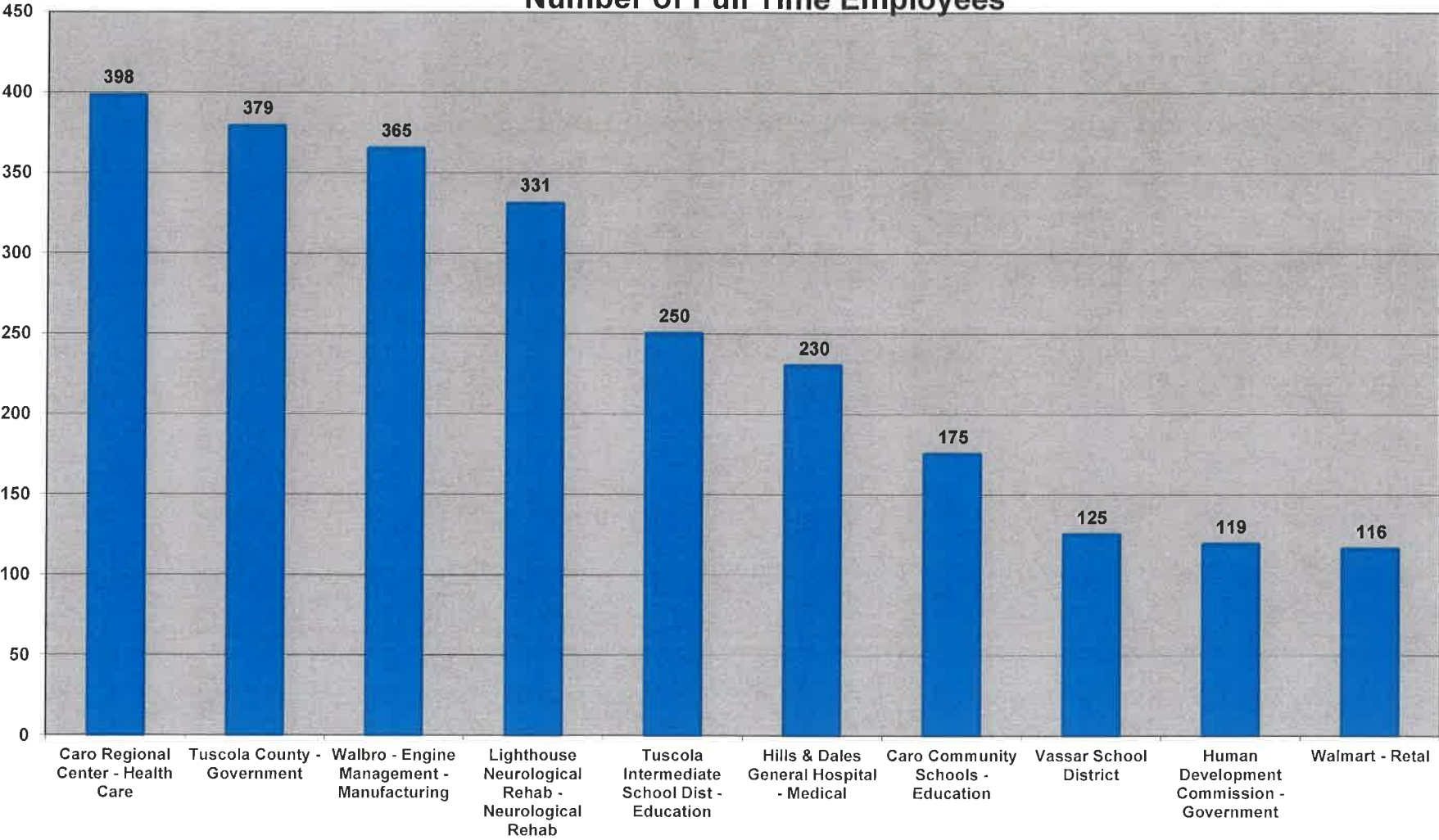
Number of Tuscola Residents Employed



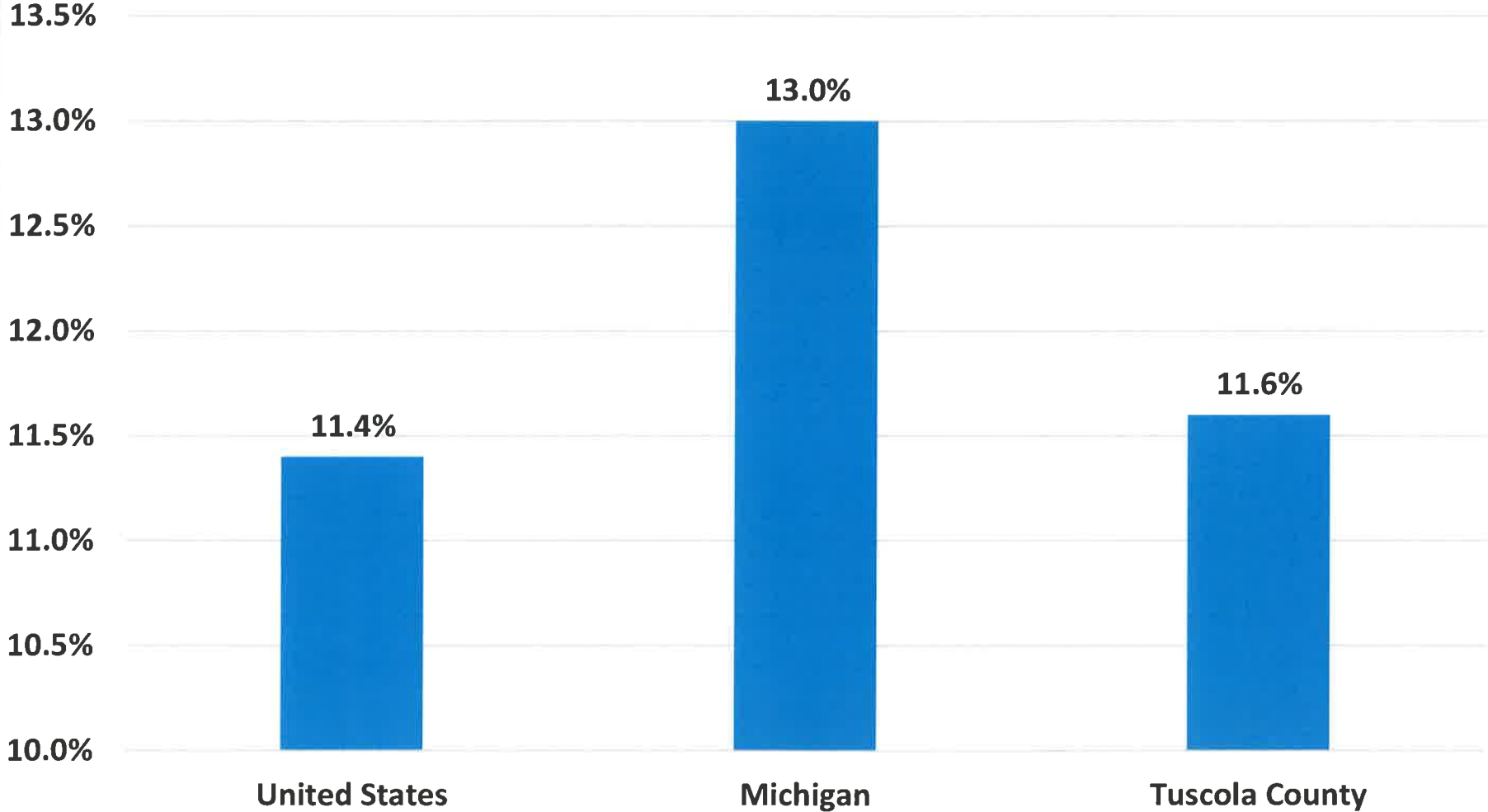
Tuscola County Property Foreclosures



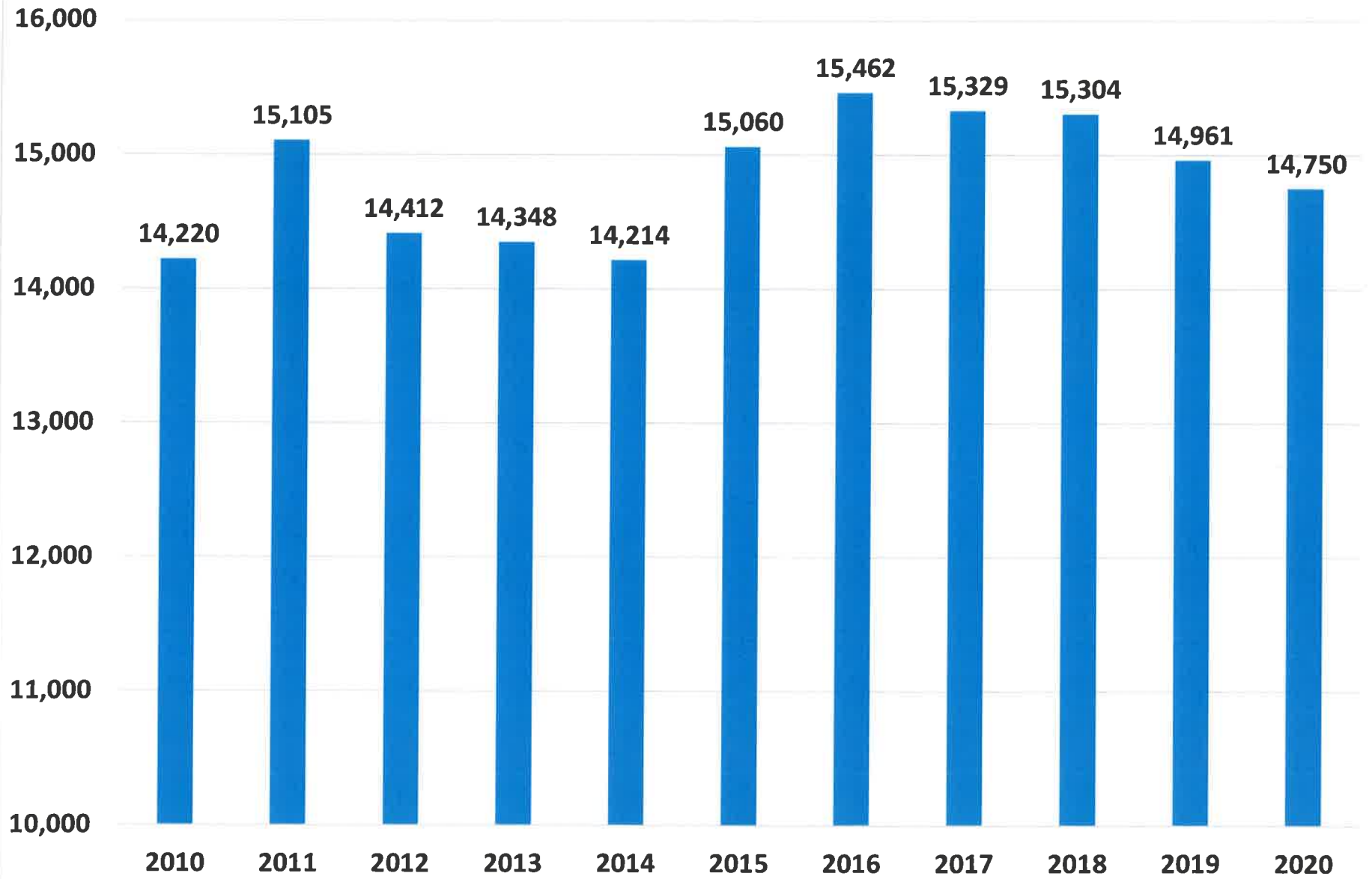
2020 Tuscola County Principal Employers Number of Full Time Employees



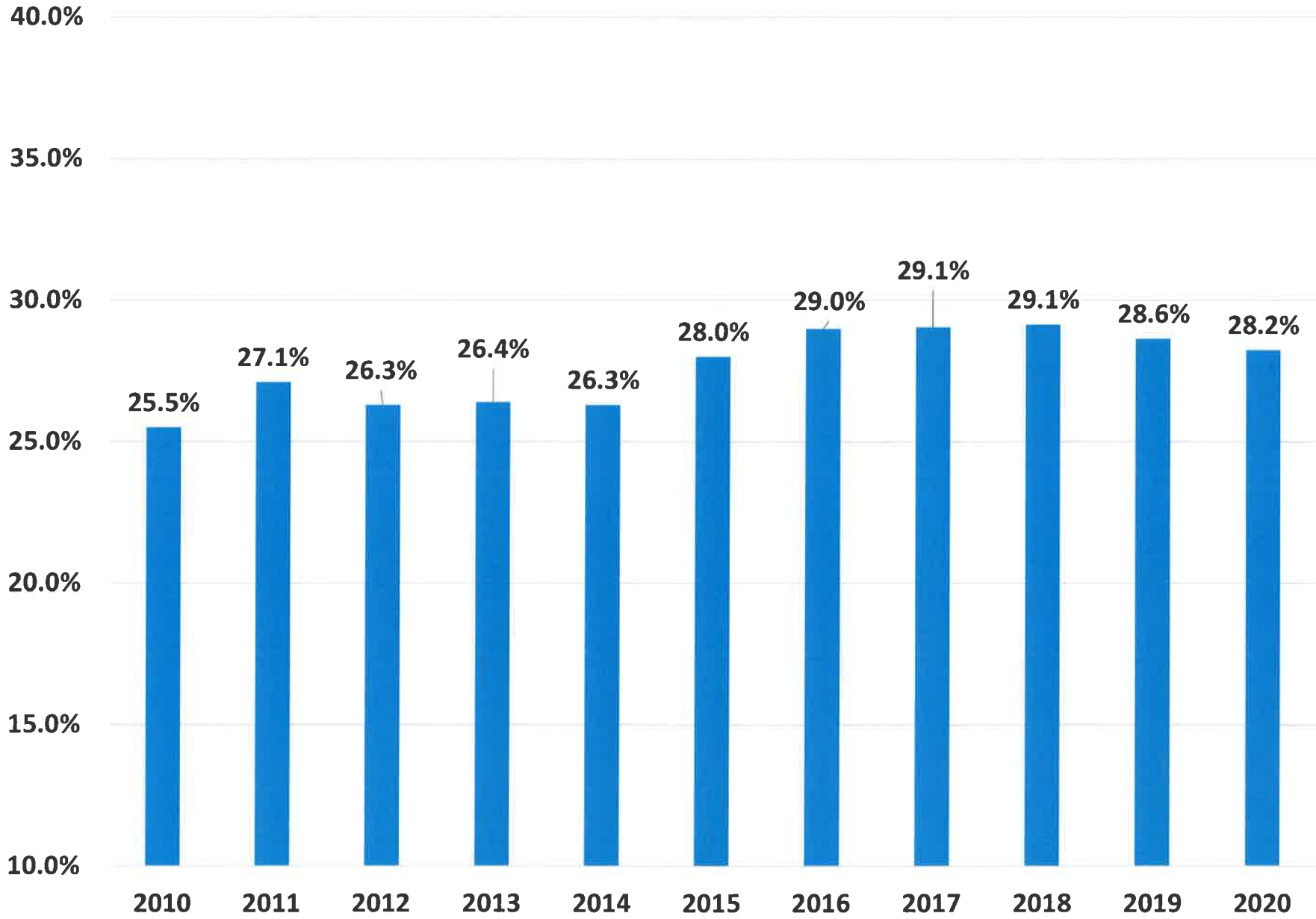
Percent of Persons in Poverty



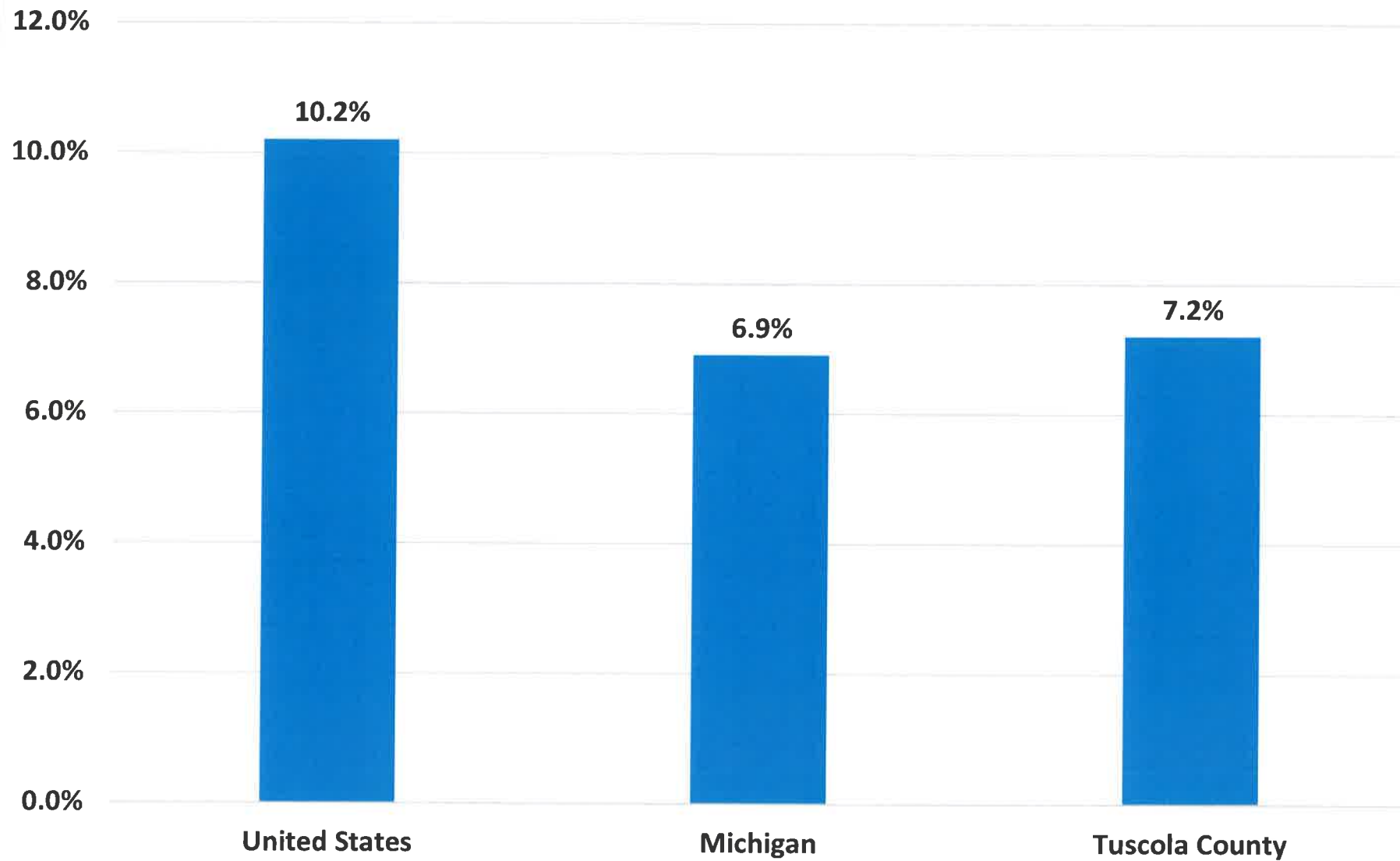
Number of People Receiving Public Assistance in Tuscola County



Percent of People Receiving Public Assistance in Tuscola County

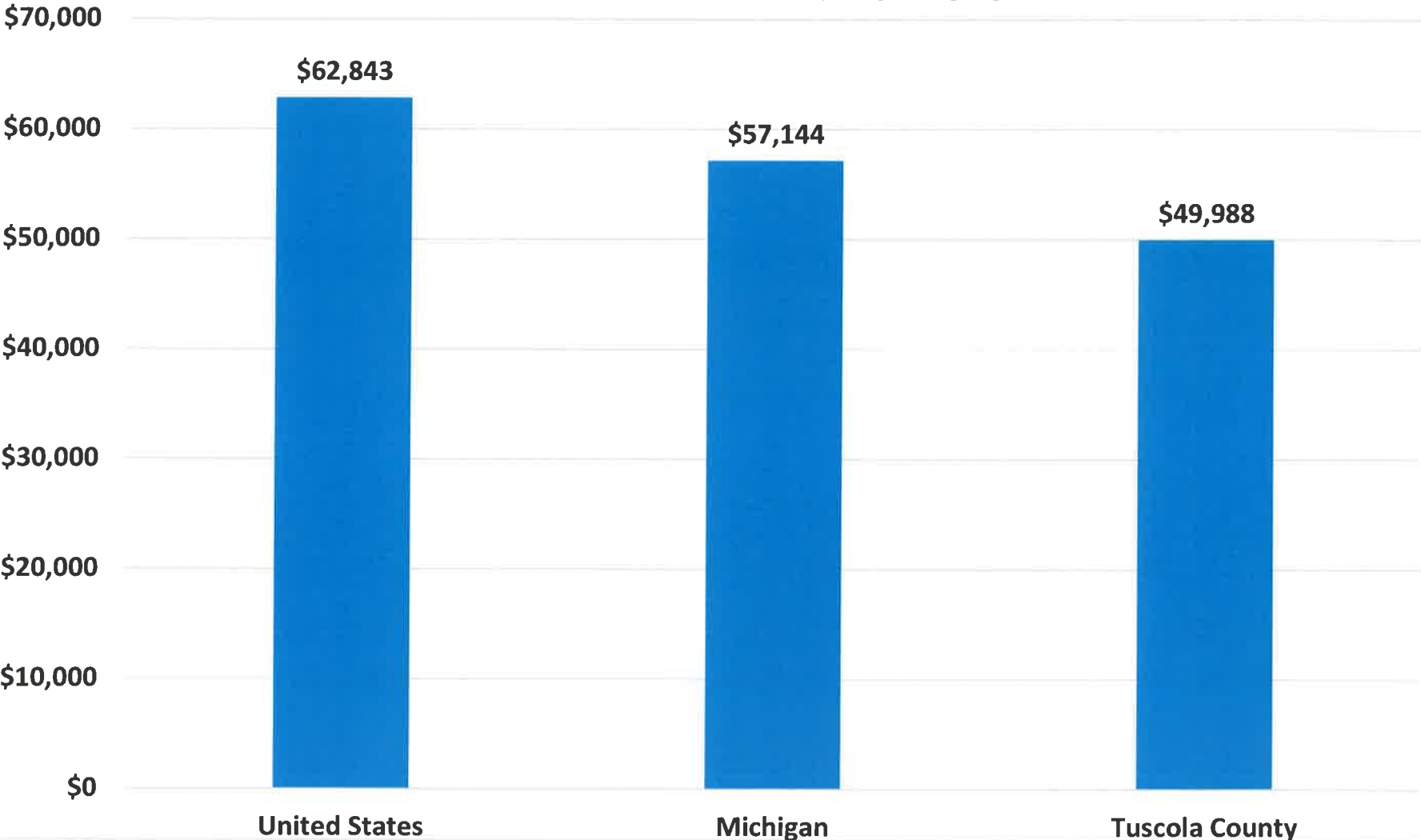


Percent of People Without Health Insurance

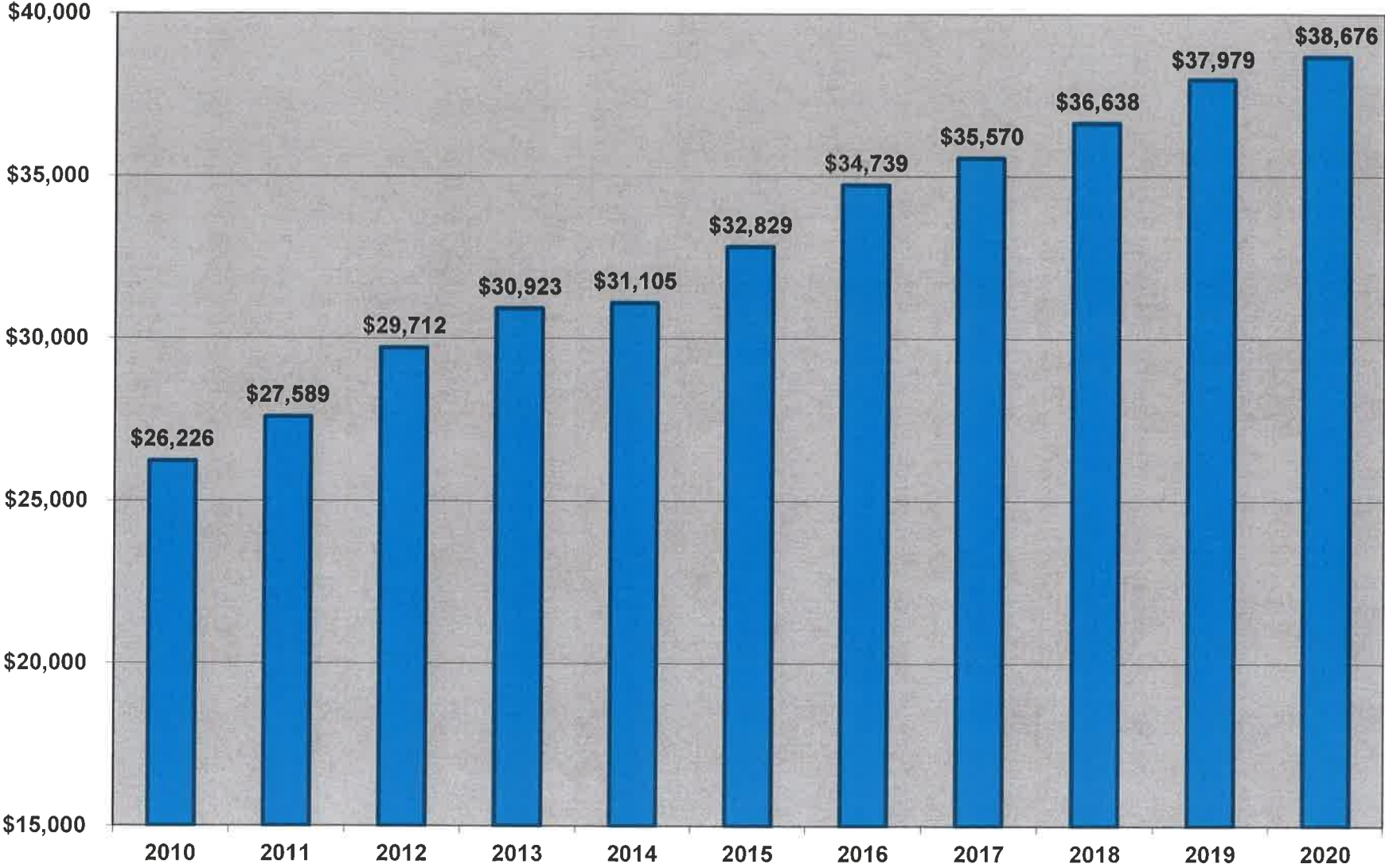


Income

Median Household Income - 2020

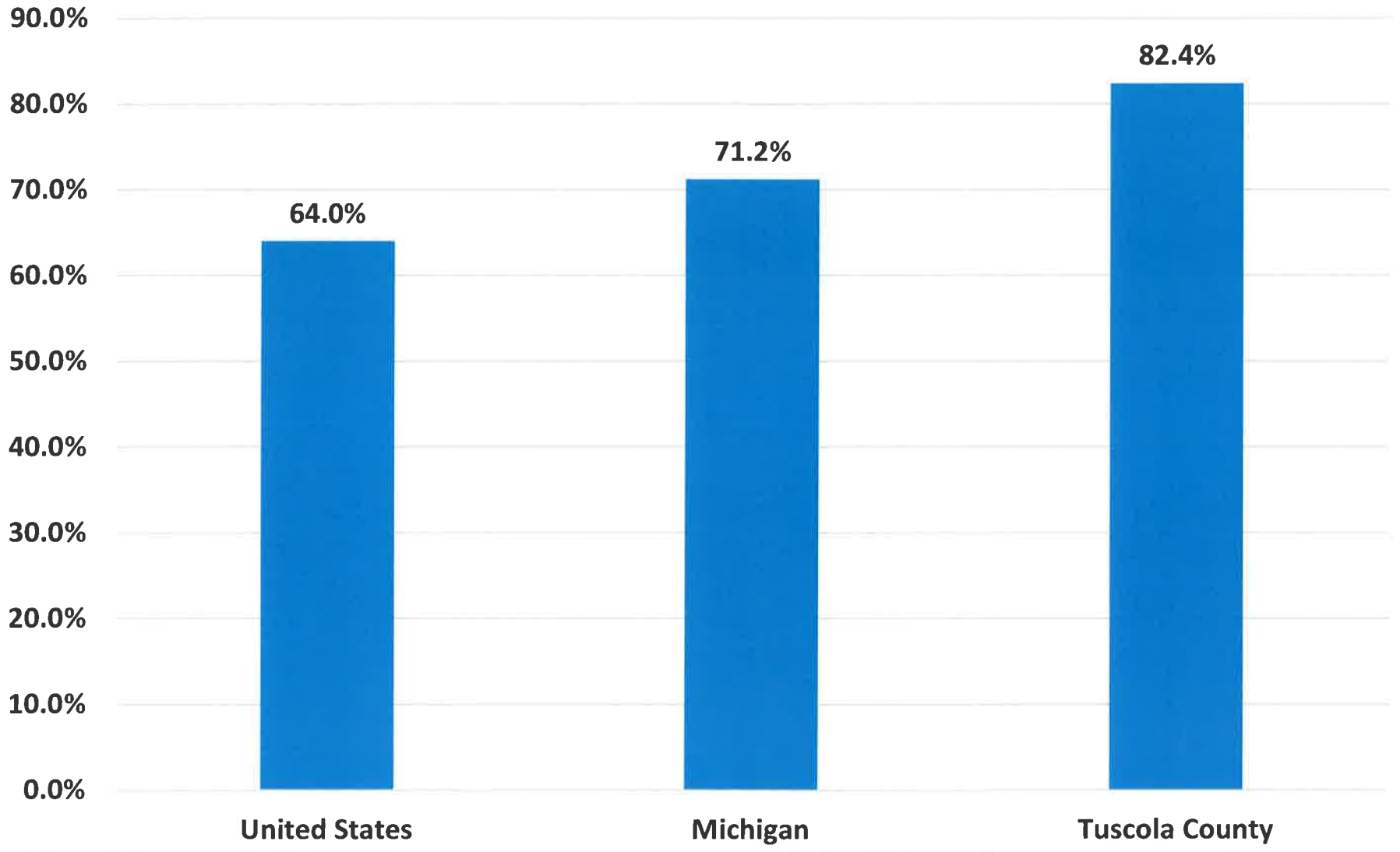


County Per Capita Personal Income

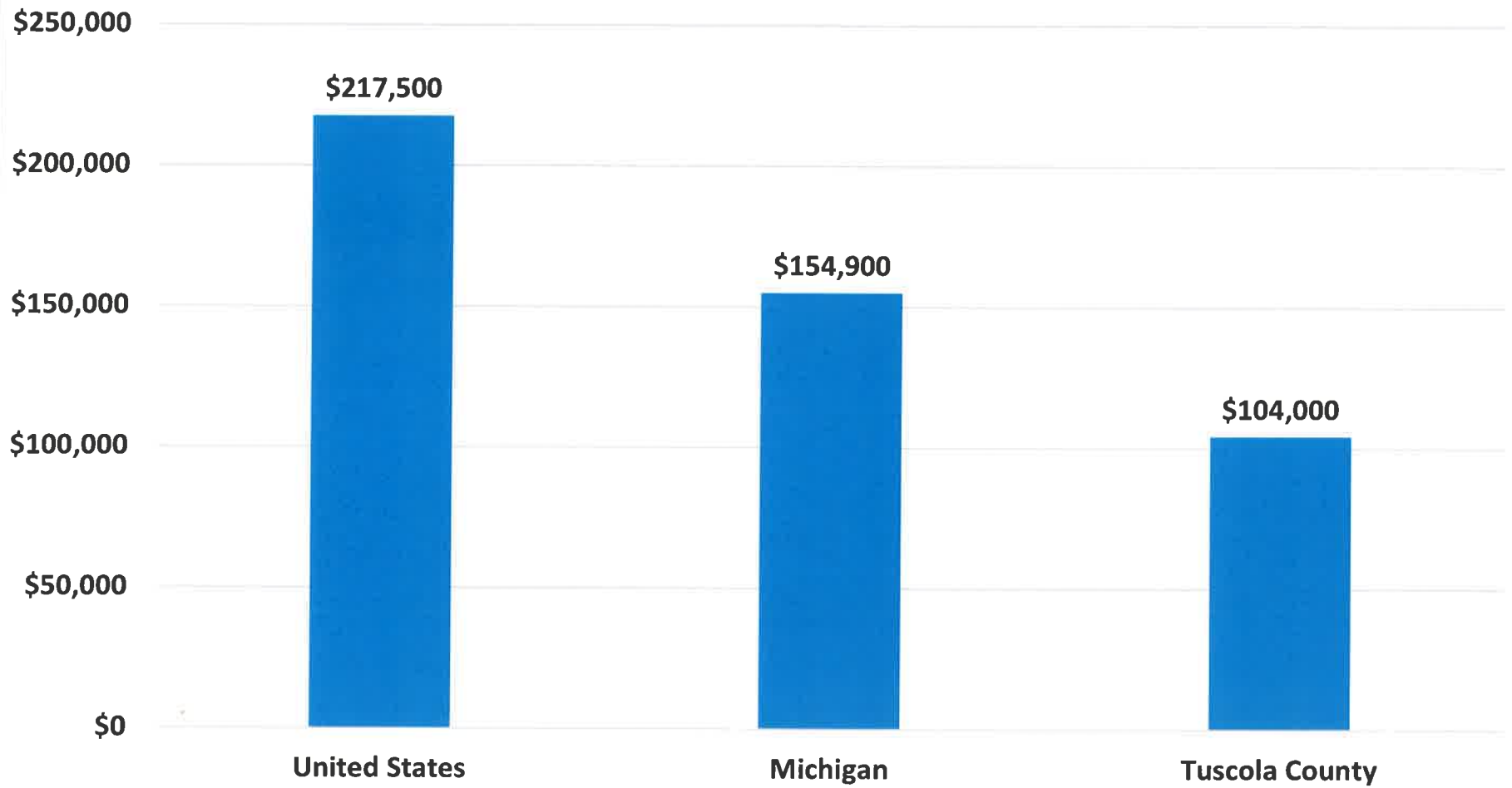


Housing

Owner Occupied Housing units - 2019

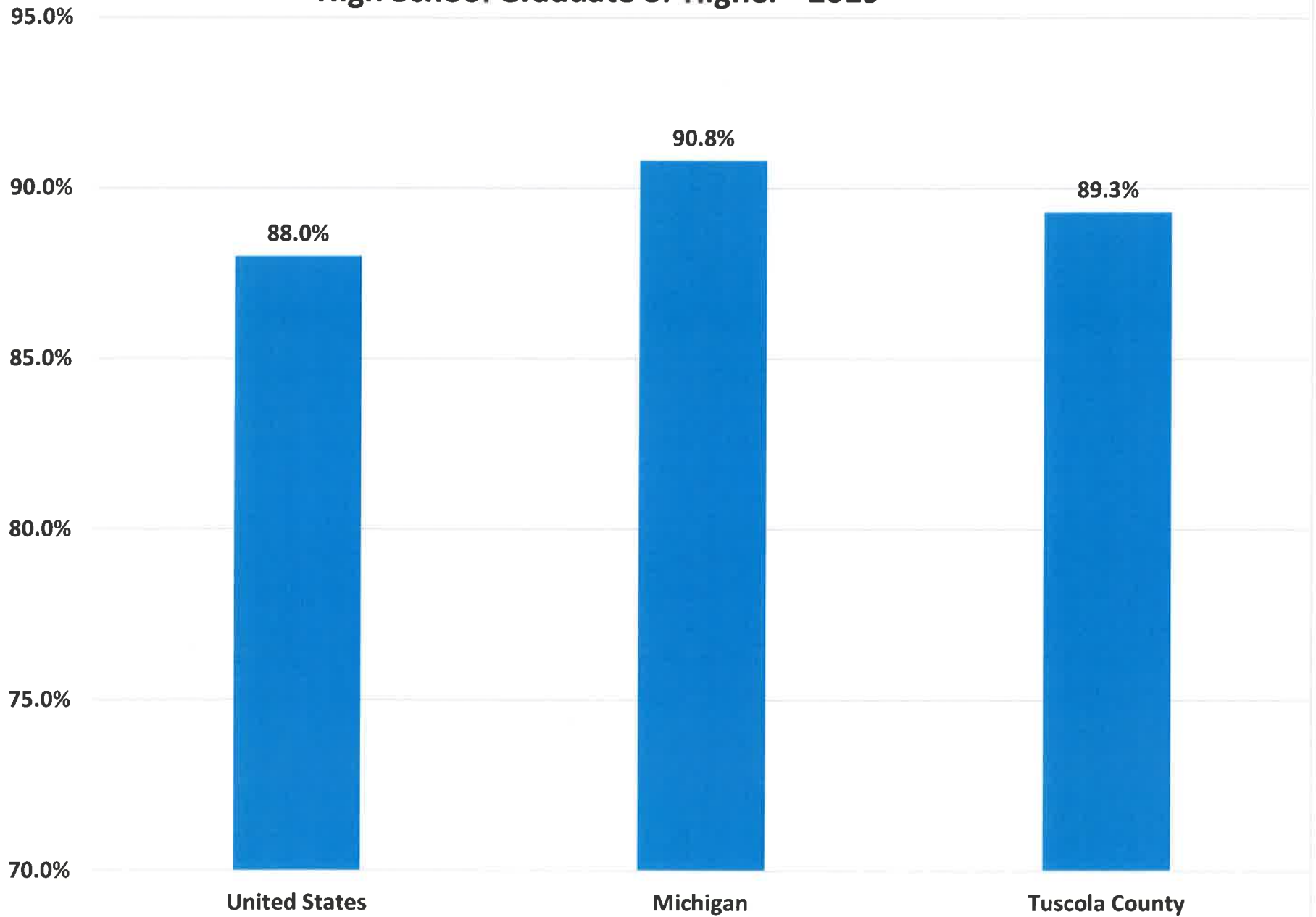


Median Value Owner Occupied Housing Units - 2019

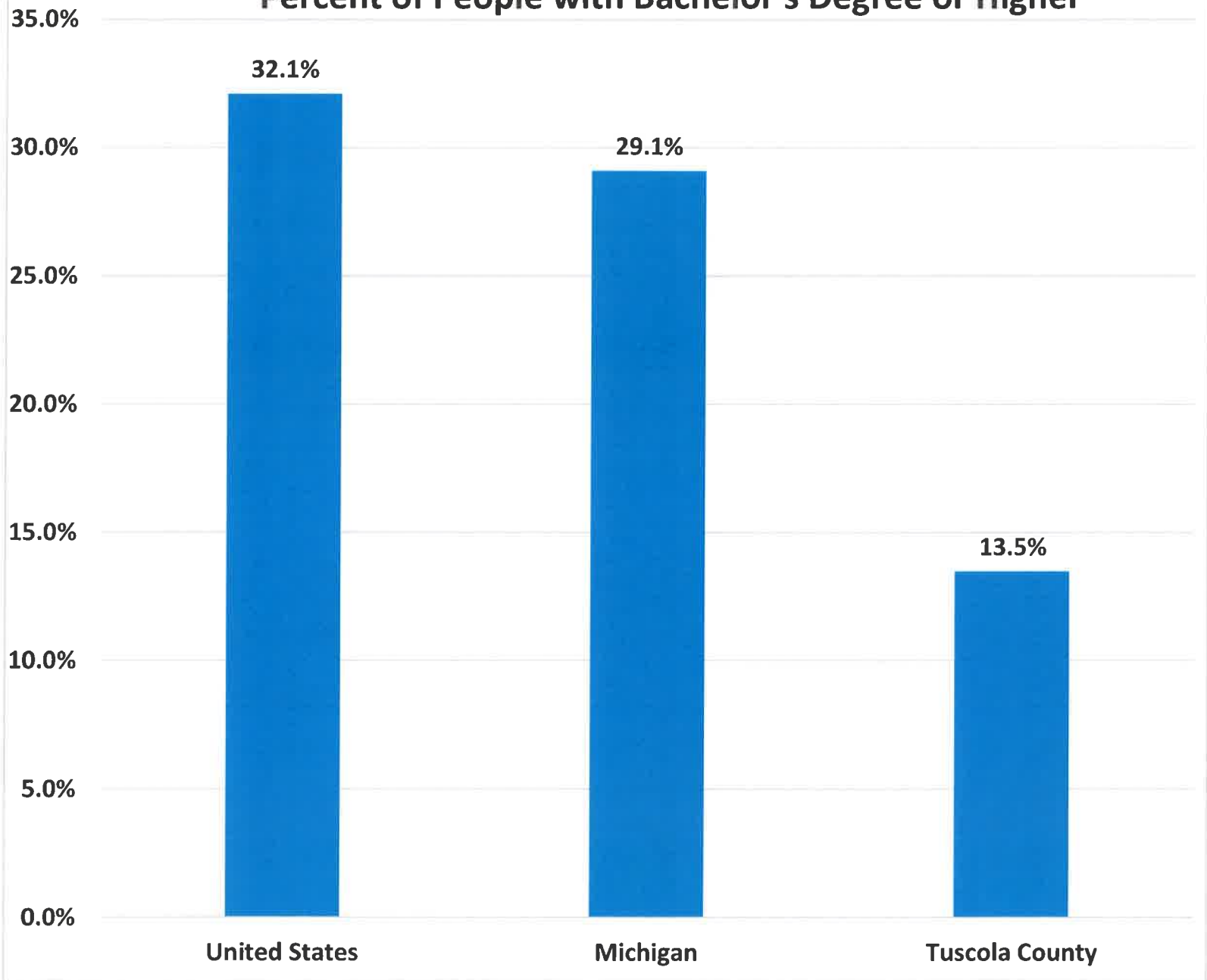


Education

High School Graduate or Higher - 2019

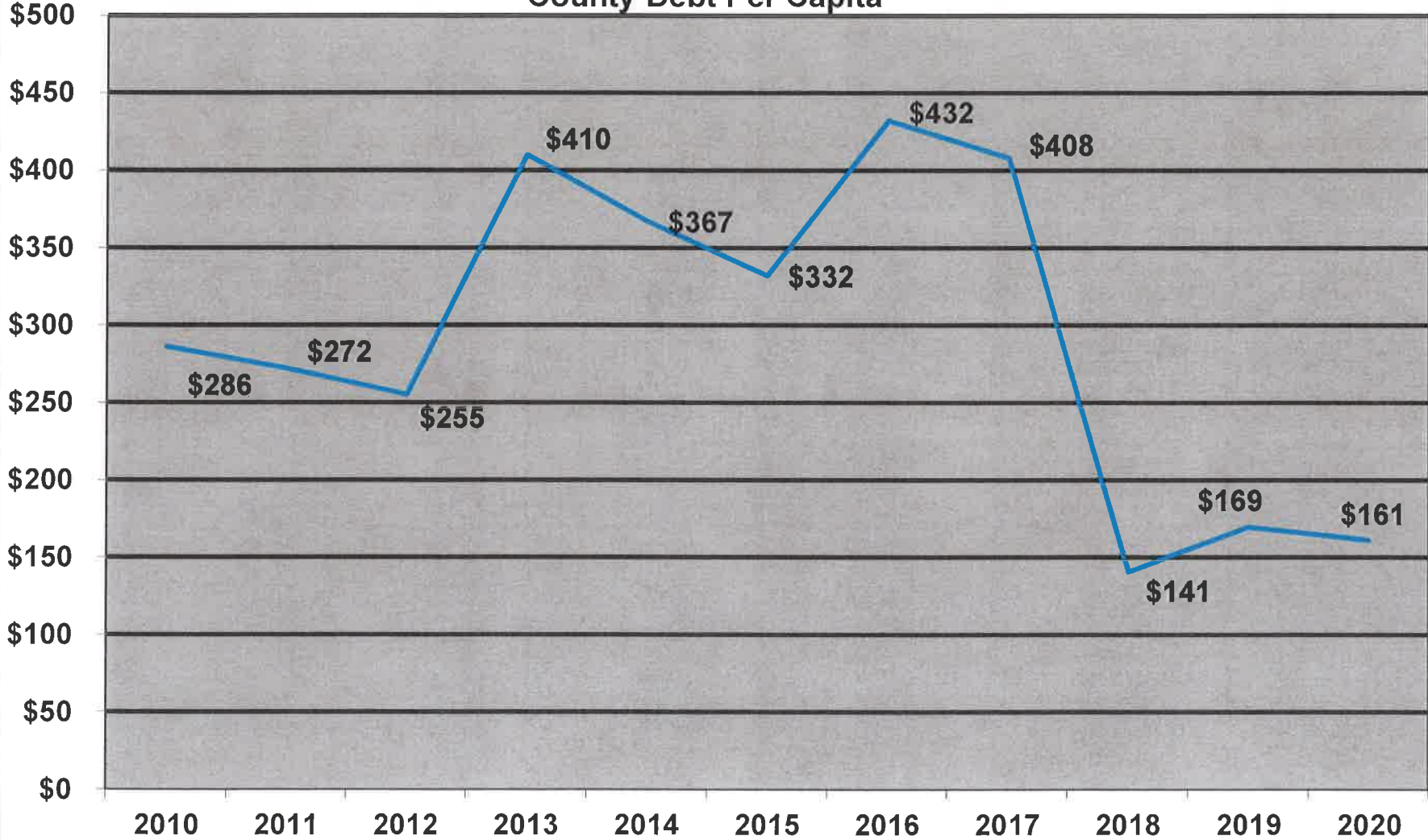


Percent of People with Bachelor's Degree or Higher

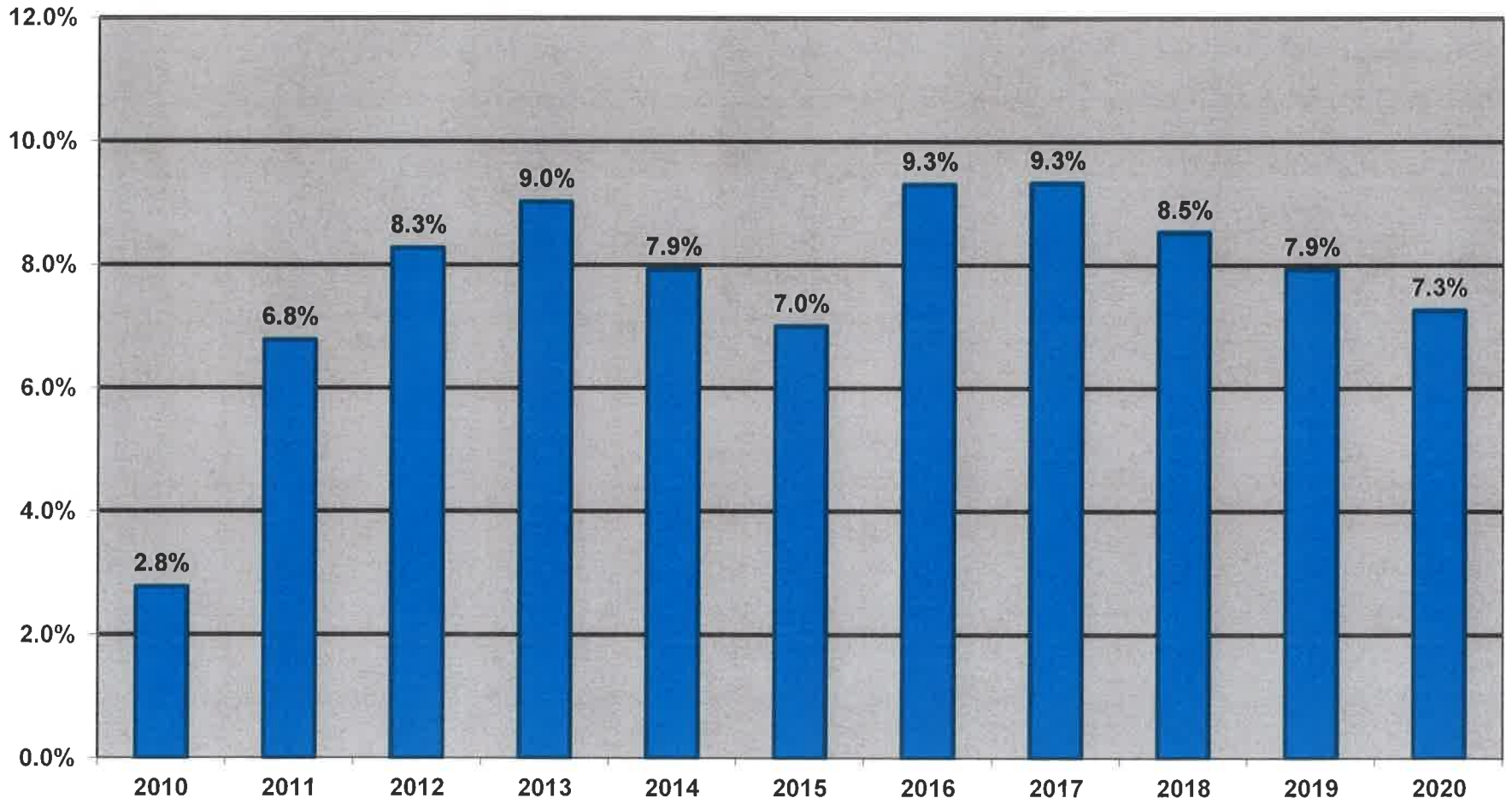


Tuscola County Government

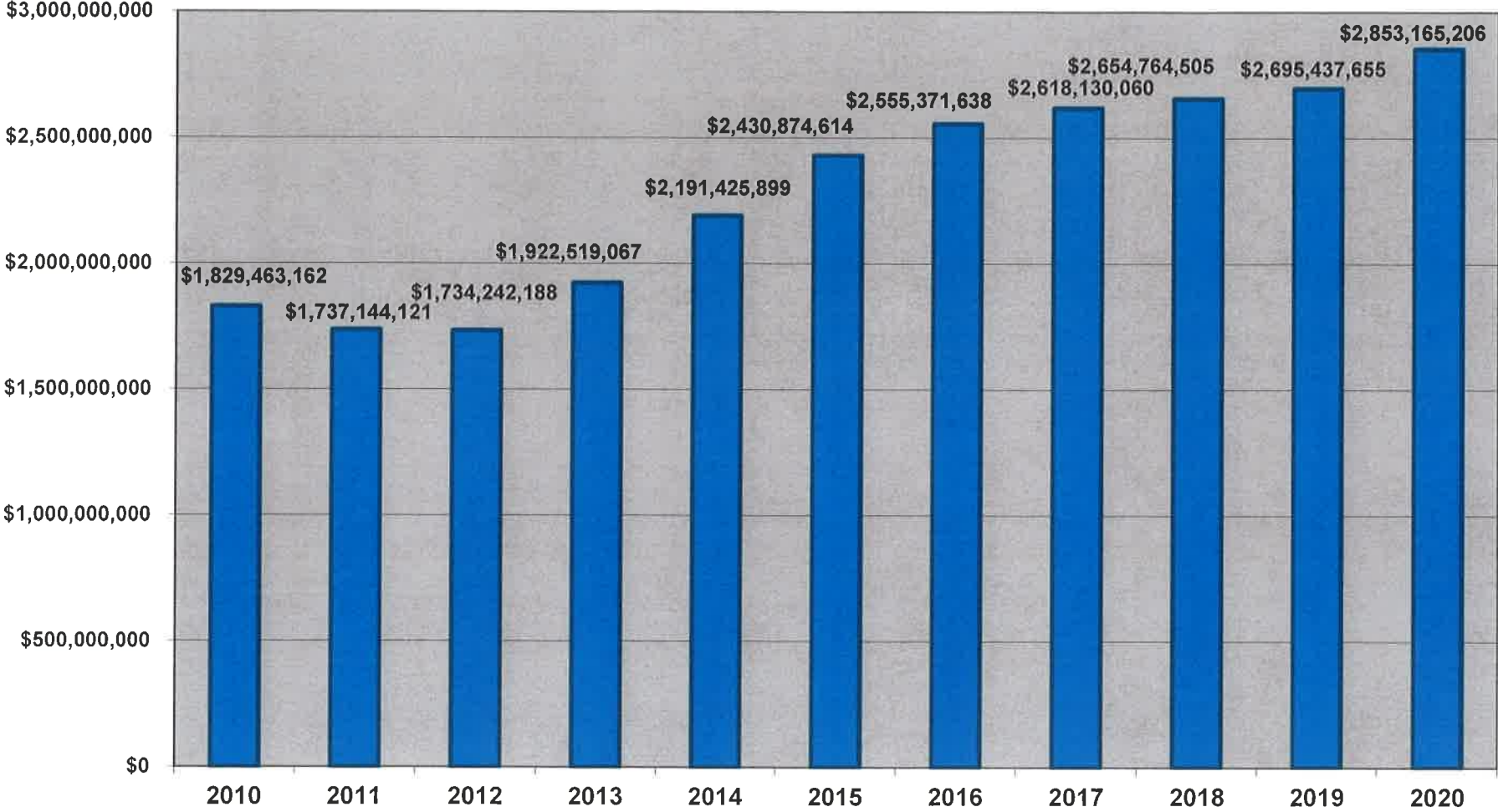
County Debt Per Capita



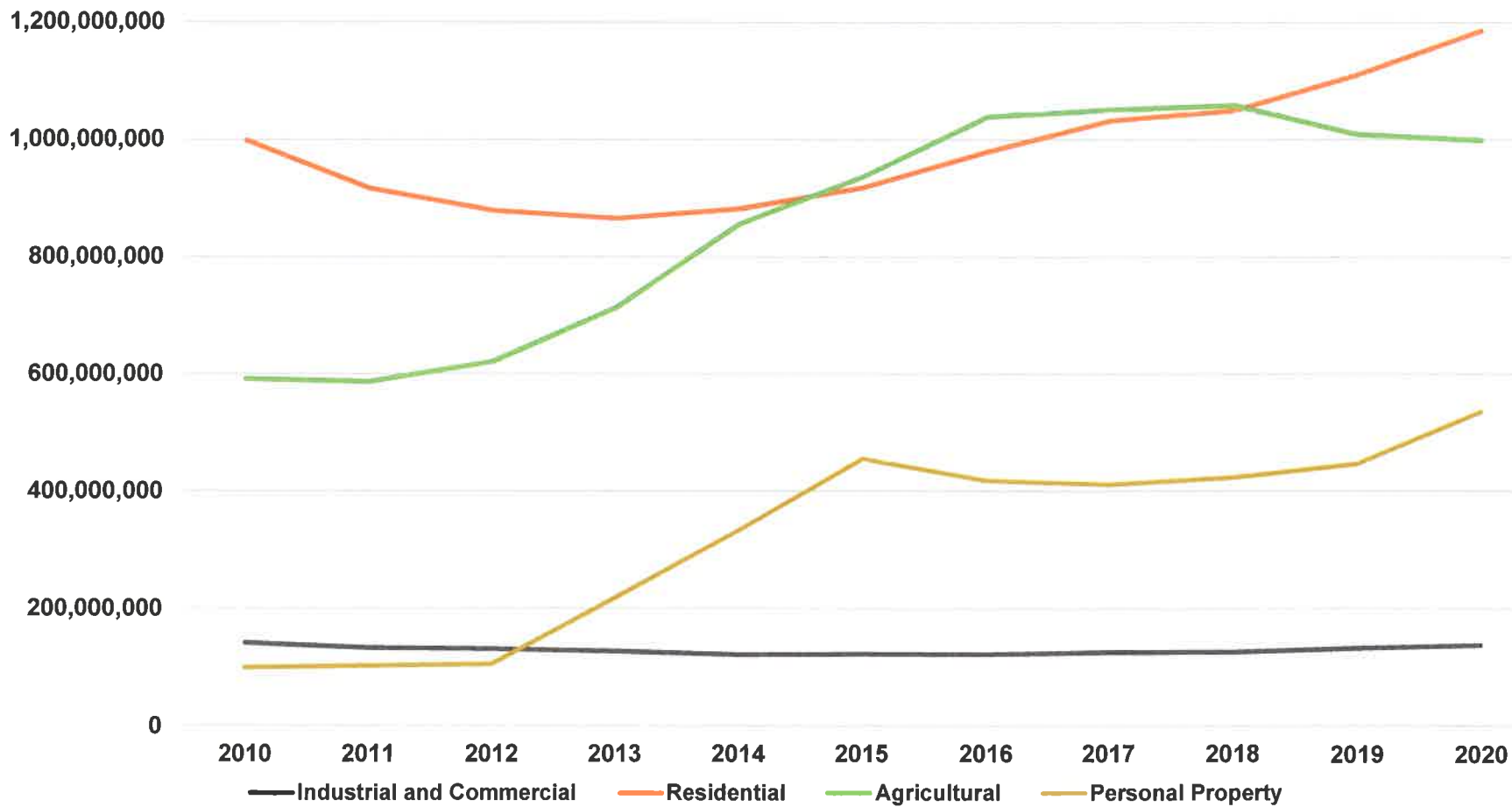
Actual Debt as a Percent of Total Allowed Debt



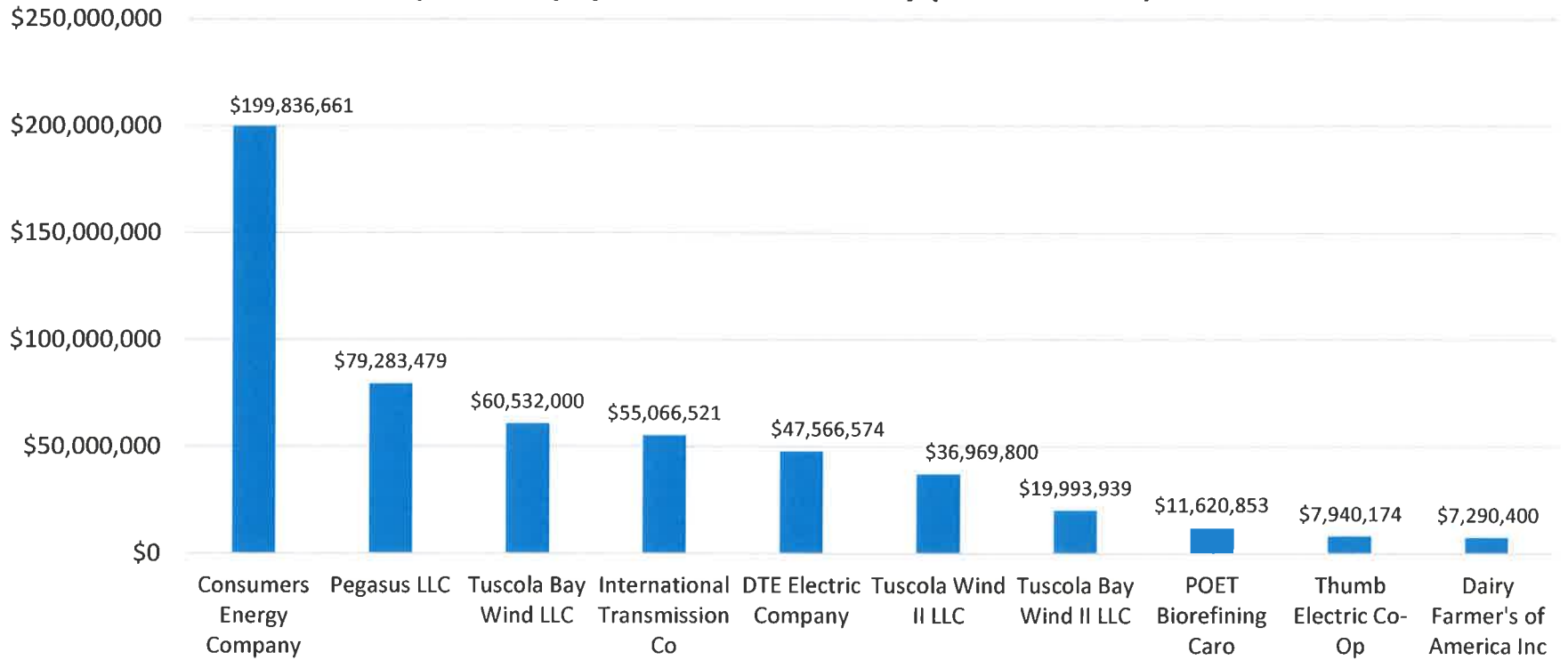
County Assessed Value



Assessed Value by Property Classification

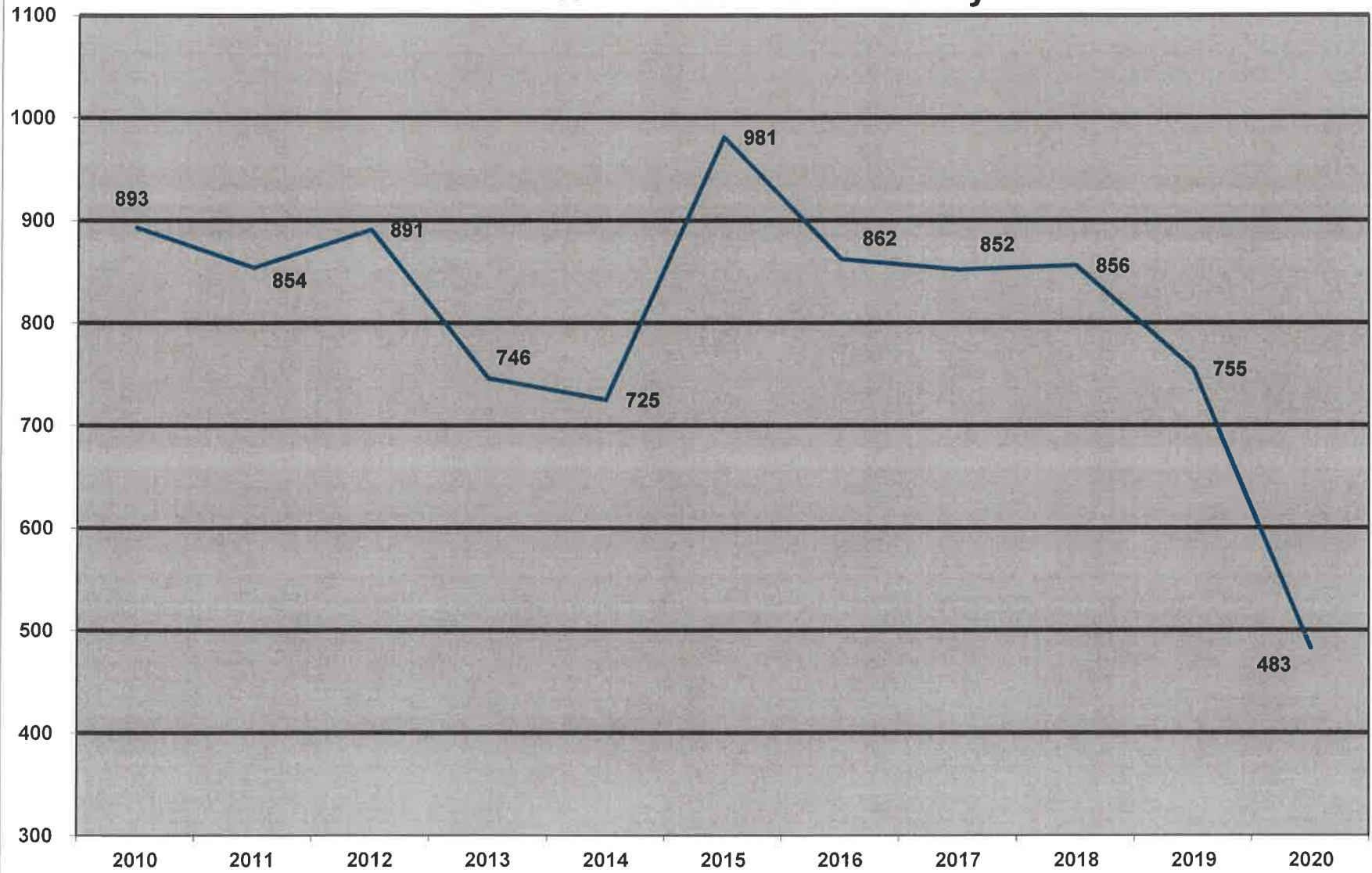


Top Ten Taxpayers in Tuscola County (Taxable Value)

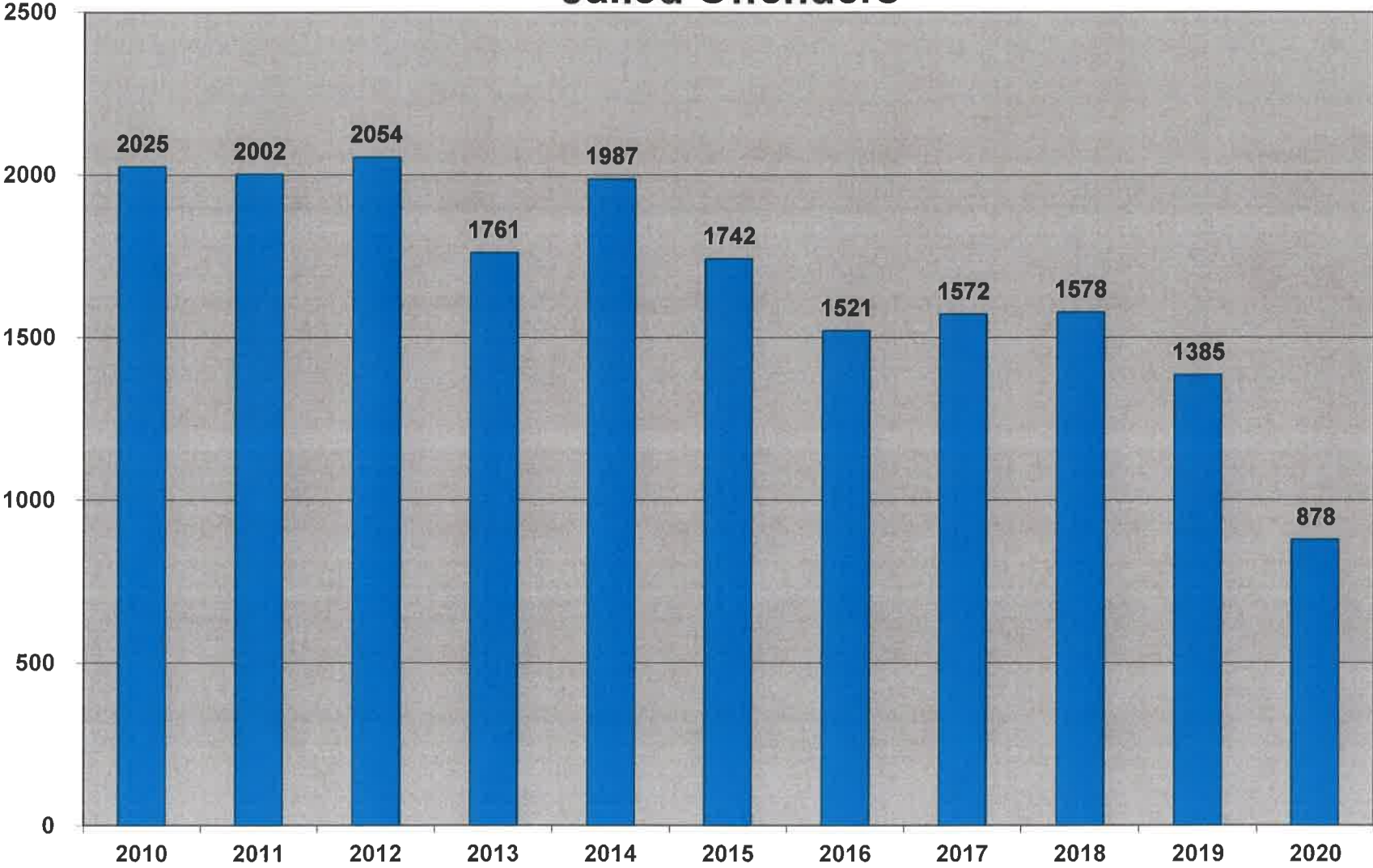


Current Year 2020			
Taxpayer	Taxable Value	Rank	Percentage of Total Taxable
Consumers Energy Company	\$ 199,836,661.00	1	10.05%
Pegasus LLC	79,283,479.00	2	3.99%
Tuscola Bay Wind LLC	60,532,000.00	3	3.04%
International Transmission Co	55,066,521.00	5	2.77%
DTE Electric Company	47,566,574.00	4	2.39%
Tuscola Wind II LLC	36,969,800.00	6	1.86%
Tuscola Bay Wind II LLC	19,993,939.00	7	1.01%
POET Biorefining Caro	11,620,853.00	8	0.58%
Thumb Electric Co-Op	7,940,174.00	9	0.40%
Dairy Farmer's of America Inc.	7,290,400.00	10	0.37%
Totals	\$ 526,100,401.00		26.46%
9 Years ago 2011			
Detroit Edison Company	\$ 30,814,163.00	1	2.20%
POET-Biorefining - Caro	16,935,342.00	2	1.21%
Wal-Mart Stores #01-1798	5,990,896.00	3	0.43%
Consumers Energy Company	5,813,877.00	4	0.41%
Thumb Electric Co-Op	5,519,315.00	5	0.39%
Michigan Sugar Co.	4,244,748.00	6	0.30%
TI Group Automotive Services	3,006,682.00	7	0.21%
ITC Transmission	2,831,374.00	8	0.20%
International Transmission Co	2,665,094.00	9	0.19%
Metavation	2,524,200.00	10	0.18%
Totals	\$ 80,345,691.00		5.72%

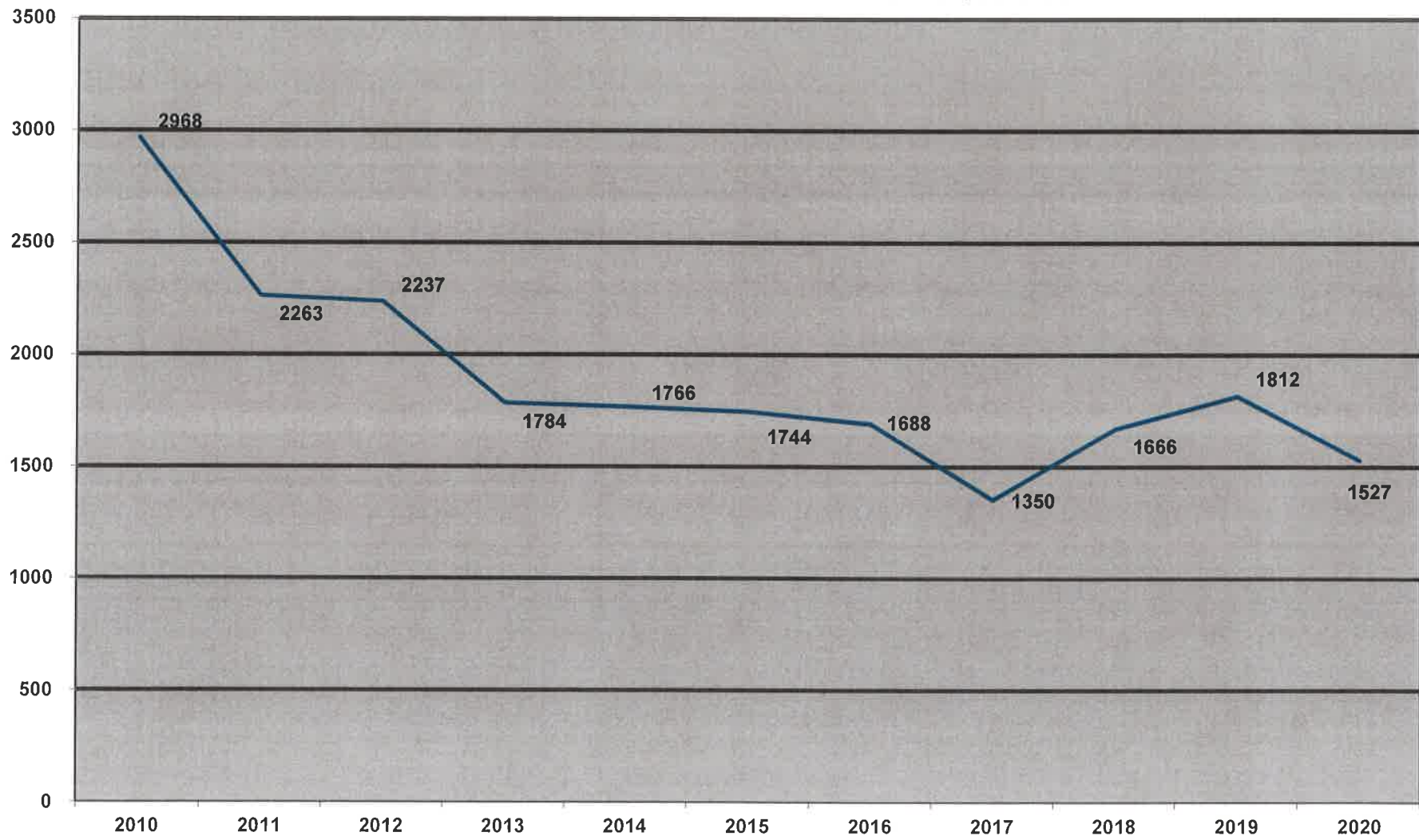
Sheriff Arrests in the County



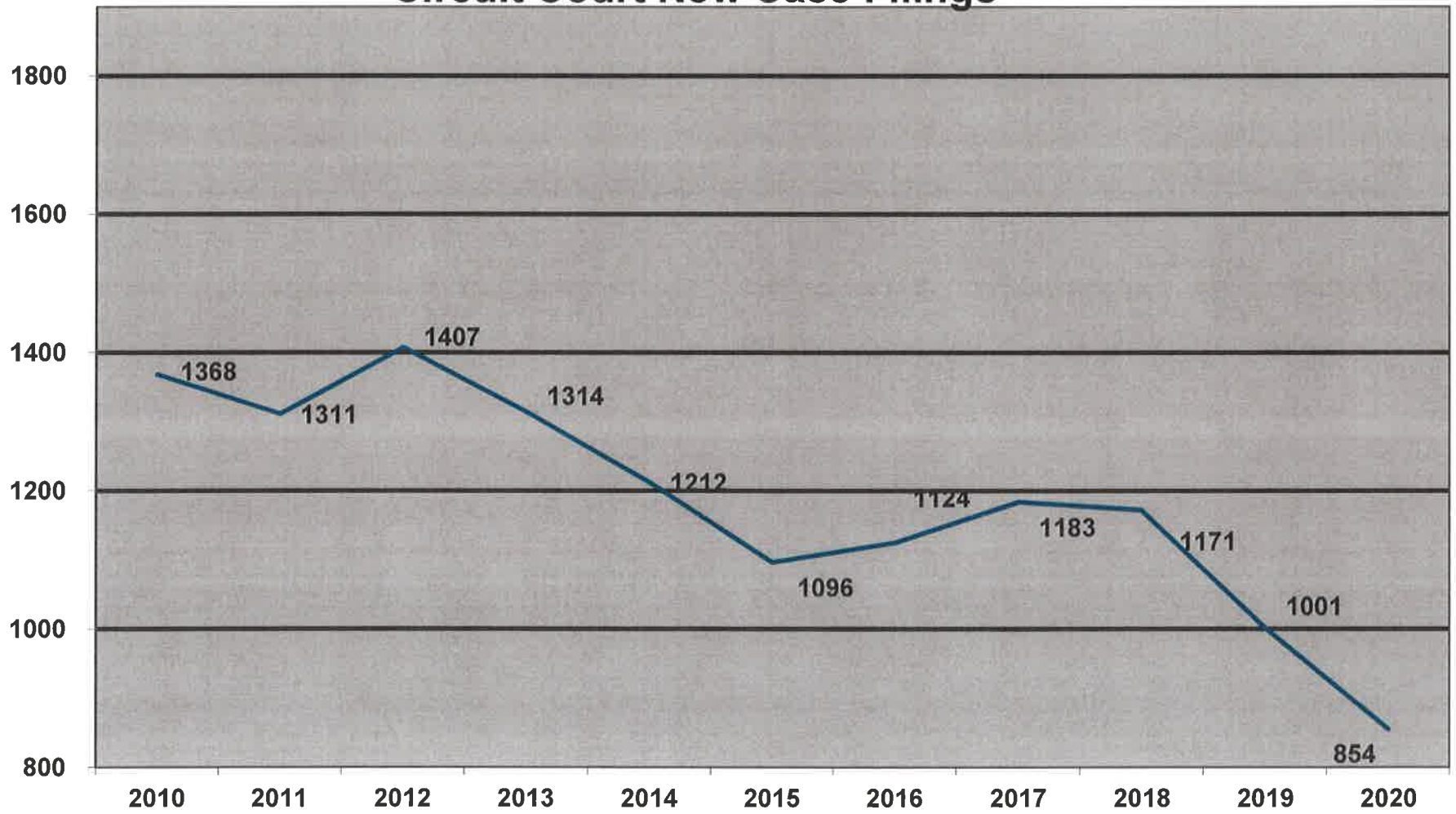
Jailed Offenders



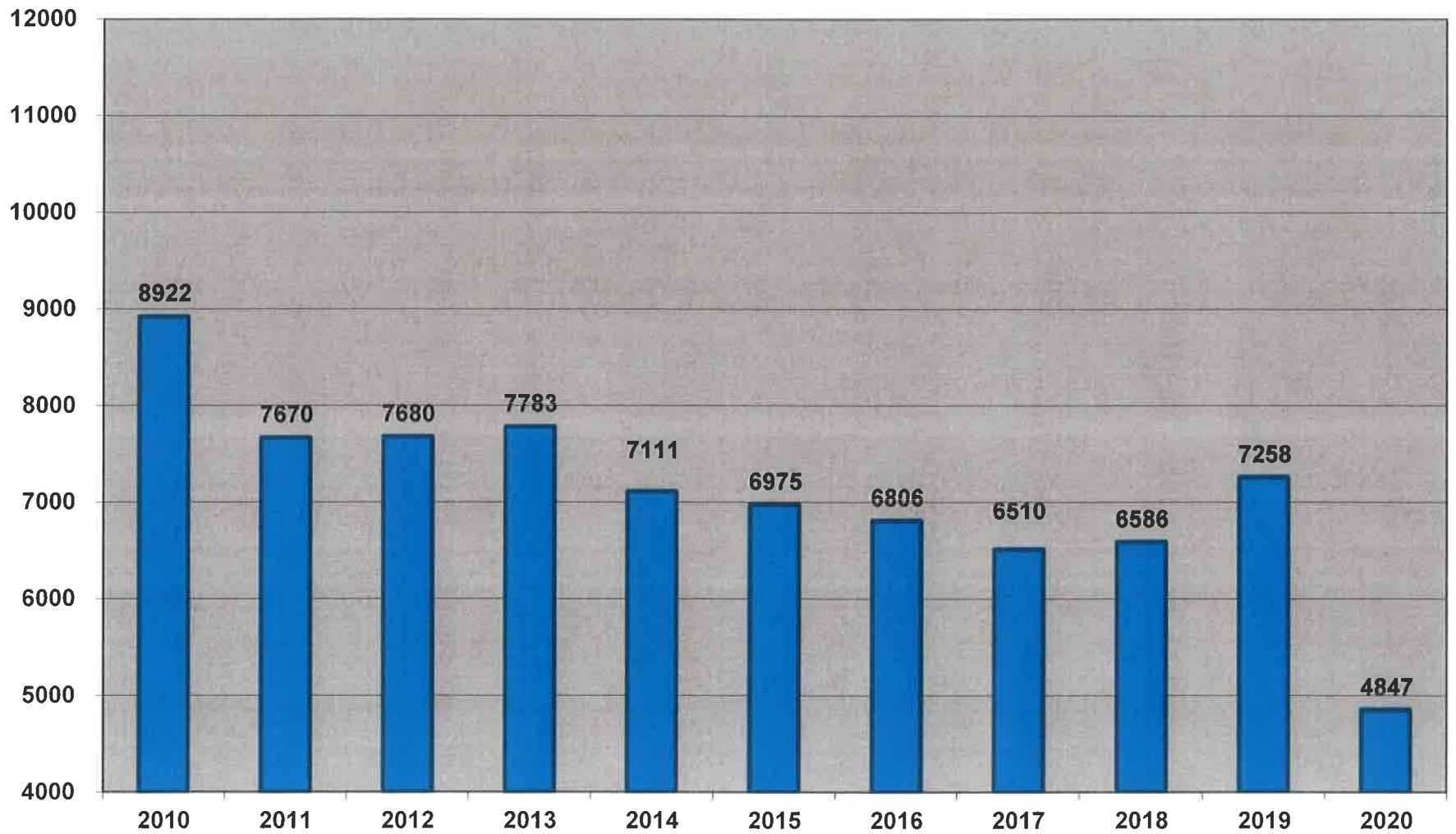
Traffic Violations and Other Summons Issued



Circuit Court New Case Filings



District Court New Case Filings



Probate Court New Case Filings

